



**IAR Embedded
Workbench**

C-STAT® Static Analysis Guide

COPYRIGHT NOTICE

© 2015–2024 IAR Systems AB and Synopsys, Inc. No part of this document may be reproduced without the prior written consent of IAR Systems AB. The software described in this document is furnished under a license and may only be used or copied in accordance with the terms of such a license.

This publication incorporates portions of the Technical Report, “SEI CERT C Coding Standard Rules for Developing Safe, Reliable, and Secure Systems 2016 Edition,” by CERT. © 2016 Carnegie Mellon University, with special permission from its Software Engineering Institute.

DISCLAIMERS

The information in this document is subject to change without notice and does not represent a commitment on any part of IAR Systems. While the information contained herein is assumed to be accurate, IAR Systems assumes no responsibility for any errors or omissions.

In no event shall IAR Systems, its employees, its contractors, or the authors of this document be liable for special, direct, indirect, or consequential damage, losses, costs, charges, claims, demands, claim for lost profits, fees, or expenses of any nature or kind.

Any material of Carnegie Mellon University and/or its software engineering institute contained herein is furnished on an “as-is” basis. Carnegie Mellon University makes no warranties of any kind, either expressed or implied, as to any matter including, but not limited to, warranty of fitness for purpose or merchantability, exclusivity, or results obtained from use of the material. Carnegie Mellon University does not make any warranty of any kind with respect to freedom from patent, trademark, or copyright infringement.

This publication has not been reviewed nor is it endorsed by Carnegie Mellon University or its Software Engineering Institute.

TRADEMARKS

IAR Systems, IAR Embedded Workbench, Embedded Trust, C-Trust, IAR Connect, C-SPY, C-RUN, C-STAT, IAR Visual State, IAR KickStart Kit, I-jet, I-jet Trace, I-scope, IAR Academy, IAR, and the logotype of IAR Systems are trademarks or registered trademarks owned by IAR Systems AB.

Carnegie Mellon® and CERT® are registered marks of Carnegie Mellon University. All other product names are trademarks or registered trademarks of their respective owners.

EDITION NOTICE

Nineteenth edition: April 2024. Part number: CSTAT-19.

This guide applies to version 2.7.0 and later of C-STAT.

Internal reference: IJOA.

Contents

C-STAT for static analysis	5
Introduction to C-STAT and static analysis	5
Briefly about C-STAT and the coding rules	5
The checks and their documentation	6
The scope of the C-STAT checks	8
Various ways to use C-STAT	9
Using C-STAT	9
Getting started analyzing using C-STAT	9
Generating an analysis report	12
Performing regression testing	13
Performing an analysis from the command line	14
Reference information on the graphical environment	17
C-STAT Messages window	17
C-STAT Static Analysis options	19
Extra Options	20
Select C-STAT Checks dialog box	21
Descriptions of compiler extensions for C-STAT	22
C-STAT directives in comments	22
cstat_disable	24
cstat_enable	24
cstat_restore	25
cstat_suppress	25
__CSTAT__	25
Descriptions of C-STAT options	26
Rules for specifying a filename or directory as parameters	26
--all	27
--check	27
--checks	27
--db	28
--default	28
--deterministic	29

--exclude	29
--fpe	30
--full	30
--group	31
--language_specific_checks	31
--output	31
--package	32
--parallel	32
--project	33
--sarif_dir	33
--timeout	34
--timeout_check	34
Description of the C-STAT command line tools	35
The icstat tool	35
The ichecks tool	37
The ireport tool	37
C-STAT checks	39
Summary of checks	39
Descriptions of checks	97
Mapping of CERT rules to C-STAT checks	1367
Computer Emergency Response Team (CERT)	1367

C-STAT for static analysis

- Introduction to C-STAT and static analysis
- Using C-STAT
- Reference information on the graphical environment
- Descriptions of compiler extensions for C-STAT
- Descriptions of C-STAT options
- Description of the C-STAT command line tools

Introduction to C-STAT and static analysis

These topics are described:

- *Briefly about C-STAT and the coding rules*, page 5
- *The checks and their documentation*, page 6
- *The scope of the C-STAT checks*, page 8
- *Various ways to use C-STAT*, page 9

BRIEFLY ABOUT C-STAT AND THE CODING RULES

C-STAT is a static analysis tool that tries to find deviations from certain coding rules by performing one or more *checks* for the rule. The checks are grouped in *packages*. The various packages are:

- **STDCHECKS**
Contains checks for rules that come from CWE, as well as checks specific to C-STAT.
- **CERT**
Contains checks for CERT. In addition, some CERT rules and recommendations can be verified by checks for other standard rules, see *Mapping of CERT rules to C-STAT checks*, page 1367.
- **SECURITY**
Contains checks for rules from SANS Top25, OWASP and CWE.

- MISRA C:2004
Contains checks for selected rules of the MISRA C:2004 standard. This standard identifies unsafe code constructs in the C89 standard. These checks can also be used for identifying unsafe C89 constructs in C18 or C11 code.
- MISRA C++:2008
Contains checks for selected rules of the MISRA C++:2008 standard. This standard identifies unsafe code constructs in the 1998 C++ standard. These checks can also be used for identifying unsafe 1998 C++ constructs in C++14 code.
- MISRA C:2012
Contains checks for selected rules of the MISRA C:2012 standard. This standard identifies unsafe code constructs in the C99 and C89 standards. These checks can also be used for identifying unsafe C89 and C99 constructs in C18 or C11 code.
- MISRA C:2023
Contains checks for selected rules of the MISRA C:2023 standard. This standard identifies unsafe code constructs in the C99 and C89 standards. These checks can also be used for identifying unsafe C89 and C99 constructs in C18 or C11 code. Note that all MISRA C:2023 rules that also exist in MISRA C:2012 with amendment 1-4 use the MISRA C:2012 rule identifier (the `MISRAC2012` prefix), to maintain compatibility with existing products. Example: `MISRAC2012-Rule-7.6`.

Each MISRA C rule is either *mandatory*, *required*, or *advisory*. The checks for the mandatory and required rules are by default on, whereas the checks for the advisory rules are by default off. Each rule specifies an unsafe code construct.

Note: Some checks compute summary information per file that can be used when analyzing other files. How this information is used depends on the order in which the files are analyzed. This means that the exact number of messages can differ, for example when running C-STAT in the IDE as opposed to using the command line tools.

Note: The analysis of a specific file is terminated after a time limit that you can specify. When the time limit has been reached, the analysis will continue with the next file.

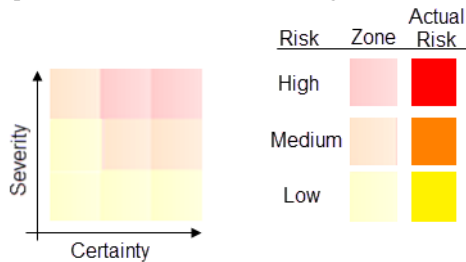
THE CHECKS AND THEIR DOCUMENTATION

A check is a programmatic way of identifying deviations from a rule. Each check has a:

- *Tag*, a unique identifier which is used for referring to the check. For example, `ARR-inv-index-pos`.
- *Default activation*, which can be one of Yes or No.
- *Synopsis*, for example, `Array access may be out of bounds, depending on which path is executed`.
- *Severity level*, which can be Low, Medium, or High.

In addition, the documentation for each check provides information about any vulnerabilities it identifies and a description of the problems that can be caused by code that fails the check, such as memory leaks, undefined or unpredictable behavior, or program crashes. Usually, there are also two source code examples: one that illustrates code that fails the check and generates a message, and one that illustrates code that passes the check. For each check, there is also information about which rules in the different coding standards that the check corresponds to.

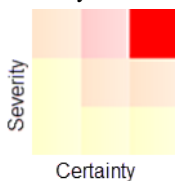
A grid shows the *severity* of the problems that code that does not conform to the rule (non-conformant code) can cause, and the level of *certainty* that the message reflects a true error in the source code. The grid is divided into three *zones*—indicated with pale colors—that reflect the *risks* based on the severity and certainty. The *actual risk* for a specific check is indicated with a grid cell in strong color.



Here follow some example grids.

Example 1—high severity and high certainty = high risk

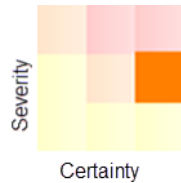
This grid shows a check with high severity and high certainty, which means that it very likely indicates a true bug. While all messages should be investigated, those with a high certainty are more likely to identify real problems in your source code.



Example 2—medium severity and high certainty = medium risk

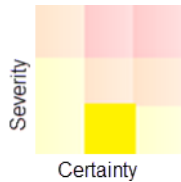
This grid shows a check with medium severity and high certainty. A medium severity indicates that, for the code that fails the check, there is a medium risk of causing serious

errors in your application. A high certainty means that it is very likely that the message reflects a true positive.



Example 3—low severity and medium certainty = low risk

This grid shows a check with low severity and medium certainty, which indicates that the code probably is safe to use. That the check fails can be due to an offense in a macro, or programmers writing safe, but unusual code.



THE SCOPE OF THE C-STAT CHECKS

The checks in C-STAT can be divided into checks performed on the source code and checks performed at link time.

Source code checks search for deviations from a coding rule in the C or C++ source code in the user project and any included user headers (included with `#include "xxx"`). System headers (included with `#include <xxx>`) and assembler source code are not searched.

Link time checks search for deviations from coding rules that specify how global and static objects (variables and functions) can be used. The search might be incomplete because the checks search the C or C++ source code for global and static objects and then C-STAT analyzes the code to see whether any deviations have occurred. If the user project contains assembler source code or third-party libraries, the search might yield false positives.

Also note that some MISRA C 2012 checks—MISRAC2012-Rule-5.2, MISRAC2012-Rule-5.3, MISRAC2012-Rule-5.4, MISRAC2012-Rule-5.5, and MISRAC2012-Rule-20.4—all have one variant for C89 and one for C99. The C89 variants are only used if the source code was compiled in C89 mode, otherwise the C99 variants are used.

Note: When you use C-STAT, the compiler options for each C/C++ source file must be the same as in the user project, otherwise the analysis might give incorrect results.

VARIOUS WAYS TO USE C-STAT

C-STAT is an integral part of the IAR Embedded Workbench IDE:

- You specify which packages of checks to perform in the **Select C-STAT Checks** dialog box.
- You perform a static analysis by choosing the appropriate commands from the **Project>C-STAT Static Analysis** menu.
- You can view the result of the performed analysis in the **C-STAT Messages** window.
- You can create a report in HTML format by choosing the appropriate commands from the **Project>C-STAT Static Analysis** menu.

C-STAT can also be used from the command line, which is useful if you build your project using a make file:

- `ichecks.exe`—use the `ichecks` tool to generate a *manifest file* that contains only the checks that you want to perform.
- `icstat.exe`—use the `icstat` tool to perform a C-STAT static analysis on a project, with the manifest file as input.
- `ireport.exe`—use the `ireport` tool to generate an HTML report of a previously performed analysis.

Finally, you can use C-STAT together with the IAR Command Line Build Utility (`iarmbuild.exe`) for regression testing.

Using C-STAT

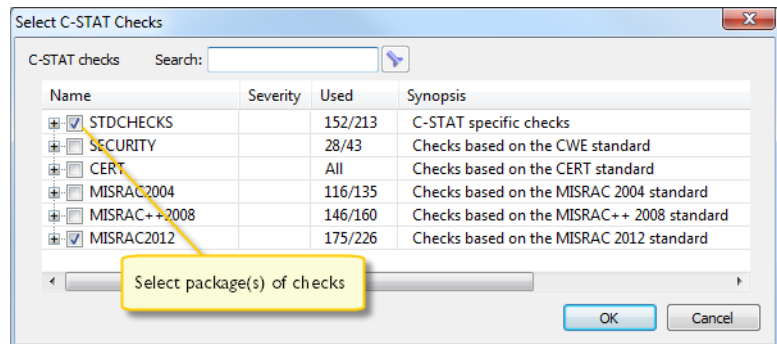
These tasks are described:

- *Getting started analyzing using C-STAT*, page 9
- *Generating an analysis report*, page 12
- *Performing regression testing*, page 13
- *Performing an analysis from the command line*, page 14

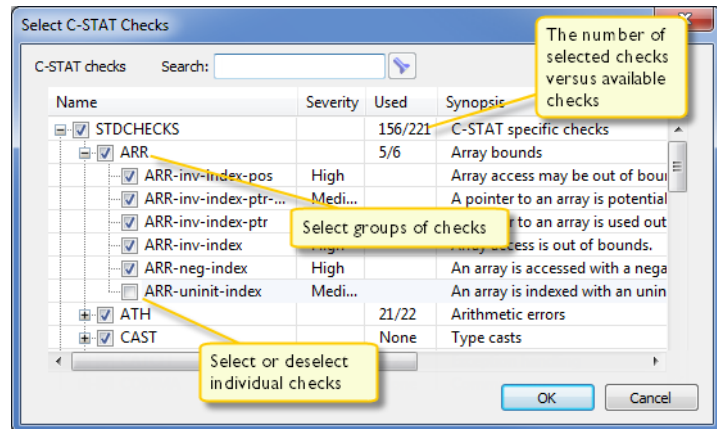
GETTING STARTED ANALYZING USING C-STAT

- I Before you perform a static analysis, make sure your project builds without errors. For information about how to build a project, see the *IDE Project Management and Building Guide*.

- Choose **Project>Options** and select the **Static Analysis** category. On the **C-STAT Static Analysis** page, click **Select C-STAT Checks**.
- In the **Select C-STAT Checks** dialog box, select the packages of checks you want to use. For example **STDCHECKS**.



- For each package, select groups of checks or individual checks:



For information about a specific check, select it and press F1 to open the context-sensitive online help system.

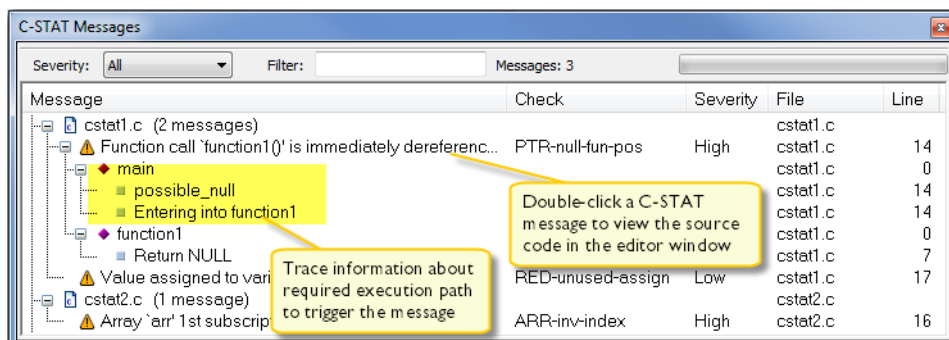
When you have made your settings, click **OK** and then **OK** again.

- To perform an analysis, make sure the project is active and execute one of these steps:
 - To analyze your project, select the project in the **Workspace** window and choose **Project>C-STAT Static Analysis>Analyze Project**.

- To analyze one or more individual files, select the file(s) in the **Workspace** window and choose **Project>C-STAT Static Analysis>Analyze File(s)**.

Alternatively, use the corresponding commands on the context menu in the **Workspace** window instead.

- 6 The result of the performed analysis is listed in the **C-STAT Messages** window.



For information about a specific check, select it and press F1 to open the context-sensitive online help system.

For reference information, see *C-STAT Messages window*, page 17.

Note: If there are any problems when analyzing, the **Build Log** window displays detailed information.

- 7 Double-click a C-STAT message to view the corresponding source code in the editor window:

```

11 int main()
12 {
13     char ch = 0;
14     ch += *function1();
15     ch += *function2();
16     ch += *function3();
17     ch += function5();
18     return 0;
19 }
20
RED-unused-assign: Value assigned to variable 'ch' is never used

```

Point at a message with the mouse pointer to get tooltip information about which check that caused the message.

- 8 Correct the error and click the next message in the **C-STAT Messages** window. Continue until all messages have been processed.

Note: C-STAT has a predefined macro, `__CSTAT__`, that you can use to explicitly include or exclude specific parts of source code from the analysis, see `__CSTAT__`, page 25. There are also specific C-STAT pragma directives that suppress one or more checks for selected source lines, see *Descriptions of compiler extensions for C-STAT*, page 22.

GENERATING AN ANALYSIS REPORT

1 Perform your analysis, see *Getting started analyzing using C-STAT*, page 9.

2 To generate your report:

- In the IDE, choose **Project>C-STAT Static Analysis** and choose either **Generate HTML Summary** or **Generate Full HTML Report** depending on which type of report you want to produce.

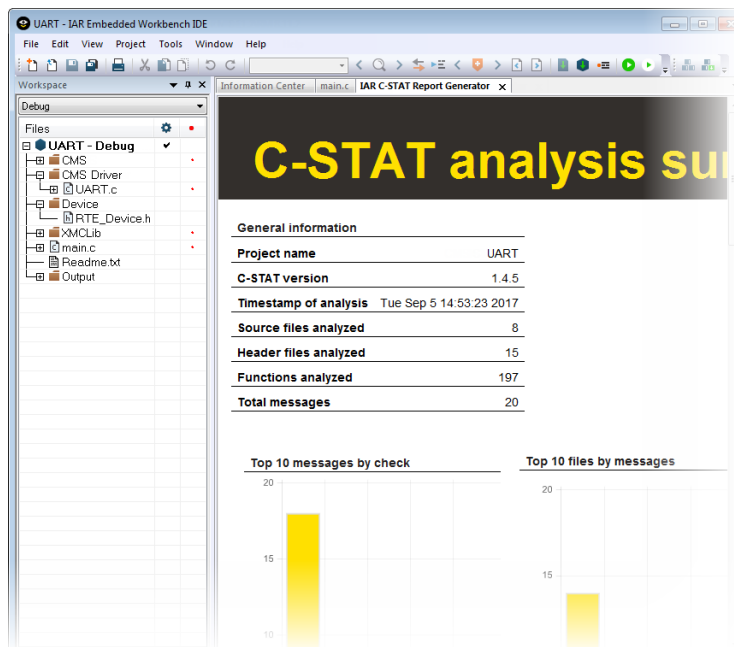
The report will be based on the latest performed analysis. If you have modified your source code files after the latest analysis, you might want to update the analysis before you generate the report.

- On the command line, specify your `ireport` options, for example like this:

```
ireport --db cstat.db --project project1 --output  
tutor_report.html
```

This will generate a summary report named `tutor_report.html` from the database `cstat.db` with `project1` as an identifying name for the project. The report can be viewed in a web browser or in the IAR Embedded Workbench IDE.

3 This is an example of a summary report:



PERFORMING REGRESSION TESTING

Regression testing is a method for testing the whole or parts of your source code after you have modified it, to verify that no errors have been added as a result of the modifications.

- After you have analyzed your project using C-STAT and possibly corrected some errors, it can be useful to perform regression testing using the IAR Command Line Build Utility (`iarbuild.exe`) located in the `common\bin` directory.

To clean the database from old errors, use a command line like this:

```
iarbuild.exe MyProject.ewp -cstat_clean Debug
```

To analyze all files in the project, use a command line like this:

```
iarbuild.exe MyProject.ewp -cstat_analyze Debug
```

2 C-STAT generates output information, for example:

```
Analyzing configuration: MyProject - Debug
Updating build tree...
```

```
Starting C-STAT analysis
```

```
Analysis completed. 164 message(s)
```

3 Compare the number of messages reported with the number of messages produced in previous builds. If the number has increased, new errors have been introduced as a result of earlier development.**4** In the IDE, open your project, perform the analysis, and locate the cause of the new message.

Alternatively, you can create an HTML report from the command line, for example like this:

```
ireport.exe --db cstat.db --project MyProject.ewp --full --output
MyProject.html
```

This creates a report in `MyProject.html`, see also *Generating an analysis report*, page 12.

5 Typically, you might want to repeat this process during nightly builds to continuously control that existing code is not affected by new code.

For more information about the IAR Command Line Build Utility, see the *IDE Project Management and Building Guide*.

PERFORMING AN ANALYSIS FROM THE COMMAND LINE

To use C-STAT to perform an analysis from the command line, you need:

- `ichecks.exe`—use the `ichecks` tool to generate a *manifest file* that contains only the checks that you want to perform.
- `icstat.exe`—use the `icstat` tool to perform a C-STAT static analysis on a project, with the manifest file as input.

For information about the checks, see *C-STAT checks*, page 39.

The input to `icstat` consists of:

- The source files for your application, with the compiler command lines.
- The linker command line for your application.
- A file that lists the enabled checks that will be performed (or more specifically, the *tags* for the checks). You create this file using the `ichecks` tool.
- A file where the deviations from the performed checks will be stored in a database.

For an example of how to perform a static analysis using C-STAT, follow these steps based on two example source code files `cstat1.c` and `cstat2.c`. You can find these files in the directory `target\src`.

To perform a static analysis using C-STAT:

- 1 Select which checks you want to perform by creating a manifest file using `ichecks`, for example like this:

```
ichecks --default stdchecks --output checks.ch
```

The `checks.ch` file lists all the checks that you have selected, in this case, all checks that are enabled by default for the `stdchecks` package (`--default`). The file will look like this:

```
ARR-inv-index-pos
ARR-inv-index-ptr-pos
...
```

To modify the file on check-level, you can manually add or delete checks from the file.

- 2 Make sure that your project builds without errors.
- 3 To analyze your application, specify your `icstat` commands. For example like this:

```
icstat --db a.db --checks checks.ch analyze -- iccxxxxx
compiler_opts cstat1.c
```

```
icstat --db a.db --checks checks.ch analyze -- iccxxxxx
compiler_opts cstat2.c
```

```
icstat --db a.db --checks checks.ch link_analyze -- ilinkxxxxx
linker_opts cstat1.o cstat2.o
```

Note: `iccxxxxx` is the invocation of the compiler and `ilinkxxxxx` is the invocation of the ILINK Linker. `xxxxx` should be replaced with an identifier that is unique to your IAR Embedded Workbench product package. Refer to the compiler documentation that was delivered with the product, for what to replace `xxxxx` with.

If your product package comes with the IAR XLINK Linker instead of the IAR ILINK Linker, `ilinkxxxxx` should be `xlink` and the filename extension `o` of the object file should be `rxx`, where `xx` is a numeric part that identifies your product package. Refer to the *IDE Project Management and Building Guide* for what to replace `xx` with.

In these example command lines, `--db` specifies a file where the resulting database is stored, and the `--checks` option specifies the `checks.ch` manifest file. The commands will be executed serially.

Alternatively, if you have many source files to be analyzed and want to speed up the analysis, you can use the `commands` command which means that you collect all your

commands in a specific file in combination with `--parallel`. In this case, `icstat` will perform the analysis in parallel instead. The command line would then look like this:

```
icstat --db a.db --checks checks.ch commands commands.txt
--parallel 4
```

`commands.txt` contains:

```
analyze -- iccxxxxx compiler_opts cstat1.c
analyze -- iccxxxxx compiler_opts cstat2.c
link_analyze -- ilinkxxxxx linker_opts cstat1.o cstat2.o
```

See the note above regarding `ilinkxxxxx` and the filename extensions.

- 4 After running `icstat` on the `cstat1.c` file, these messages are listed on the console and stored in the database (assuming all default checks are performed):

```
"cstat1.c",12 Severity-High[PTR-null-assign]:Pointer `p' is
assigned NULL, then dereferenced.
```

```
"cstat1.c",13: ^ - if (input) is true
"cstat1.c",15: ! - Pointer assigned NULL: p = foo()
"cstat1.c",17: ! - Dereference of pointer `p'
```

```
"cstat1.c",17 Severity-High[SPC-uninit-var-some]:Variable `p' may
be uninitialized.
```

```
"cstat1.c",13: ^ - if (input) is false
"cstat1.c",17: ! - Read of `*p'
```

Note that the messages are followed by *trace information*, which describes the required execution path to trigger the deviation from the rule, including information about assumptions made on conditional statements.

- 5 This message is listed for the `cstat2.c` file:

```
"cstat2.c",7 Severity-High[ARR-inv-index]:Array `arr' 1st
subscript 20 is out of bounds [0,9].
```

- 6 Edit the source files to remove the problem and repeat the analysis.

Note: C-STAT has a built-in preprocessor symbol, `__CSTAT__`, that you can use to explicitly include or exclude specific parts of source code from the analysis. There are also specific C-STAT pragma directives that suppress one or more checks for selected source lines, see *Descriptions of compiler extensions for C-STAT*, page 22.

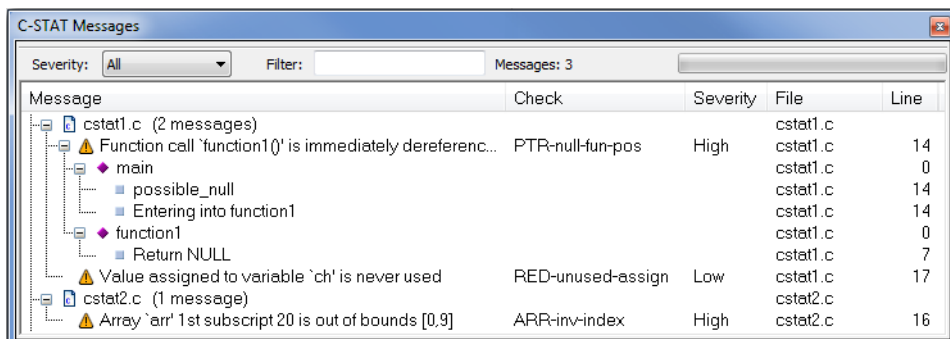
Reference information on the graphical environment

Reference information about:

- *C-STAT Messages window*, page 17
- *C-STAT Static Analysis options*, page 19
- *Extra Options*, page 20
- *Select C-STAT Checks dialog box*, page 21

C-STAT Messages window

The **C-STAT Messages** window is automatically displayed when you perform a C-STAT analysis.



This window displays the result of a performed C-STAT static analysis.

See also *Getting started analyzing using C-STAT*, page 9.

Toolbar menu

Severity

Selects which severity level of the messages to be displayed. Choose between **All** (shows all messages), **Medium/High** (shows messages of Medium and High severity), or **High** (shows only messages of High severity).

Filter

Filters the messages so that only messages that contain the text you specify will be listed (the filter is case-sensitive). This is useful if you want to search the message information.

Messages

Lists the number of C-STAT messages after a performed analysis.

Progress bar

Shows the progress of the ongoing analysis.

Display area

The display area shows messages per file and linkage. The messages can be expanded and collapsed. For each file, the number of messages and the number of C-STAT pragma messages are displayed.

Message

Lists the C-STAT message for the check. For some checks, there is trace information for an execution path that was used when identifying the non-conformant code construct.

Check

The name of the check.

Severity

The severity of the check, **High**, **Medium**, or **Low**.

File

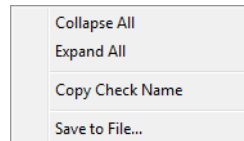
The name of the file where the non-conformant code construct is found.

Line

The line number of the non-conformant code construct.

Context menu

This context menu is available:



These commands are available:

Collapse All

Collapses all file nodes in the **C-STAT Messages** window.

Expand All

Expands all file nodes in the **C-STAT Messages** window.

Copy Check Name

Copies the name of the selected check. Use the copied name in the **C-STAT Settings** dialog box to search for a specific check.

Save to File

Saves the result of a performed analysis to a text file.

C-STAT Static Analysis options

To open the **C-STAT Static Analysis** page, choose **Project>Options** and select the **Static Analysis** category.

The screenshot shows the 'C-STAT Static Analysis' dialog box. It contains the following elements:

- Buttons: 'Select C-STAT Checks...', 'Import Settings...', and 'Export Settings...'.
- Options:
 - Enable parallel analysis: 4 processes
 - Enable module timeout: 600 seconds
 - Enable false-positives analysis
 - Limit messages per check and file: 100 messages
- Output directory: A text box containing 'Debug\C-STAT'.

Use this page to specify options for performing a static analysis using C-STAT.

Select C-STAT Checks

Opens the **Select C-STAT Checks** dialog box where you can select which checks to perform.

Import Settings

Opens a standard open dialog box to use for locating and opening an XML file that contains the checks to perform. The content of the file will be imported and can be modified in the **Select C-STAT Checks** dialog box.

Export Settings

Opens a standard save dialog box for locating and saving an XML file with your currently selected checks.

Enable parallel analysis

Enables C-STAT to perform analysis in parallel.

Enable module timeout

Specify the number of seconds after which the analysis terminates.

Processes

Specify the number of processes to be used by C-STAT for performing an analysis.

Enable false-positives analysis

Attempts to remove false messages, commonly referred to as *false positives*.

Limit messages per check and file

Specify the maximum number of messages to be produced per check and file.

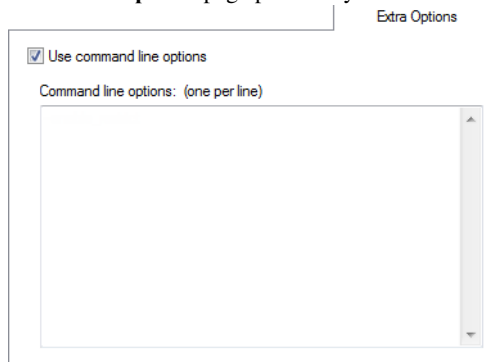
Output directory

Overrides the default directory for storing all information generated by C-STAT. Type the name of the directory where you want to store the information for the project. To delete the contents of this directory, choose **Project>C-STAT Static Analysis>Clear Analysis Results**.

Note: This option is not available in all versions of IAR Embedded Workbench.

Extra Options

The **Extra Options** page provides you with a command line interface to the tool.

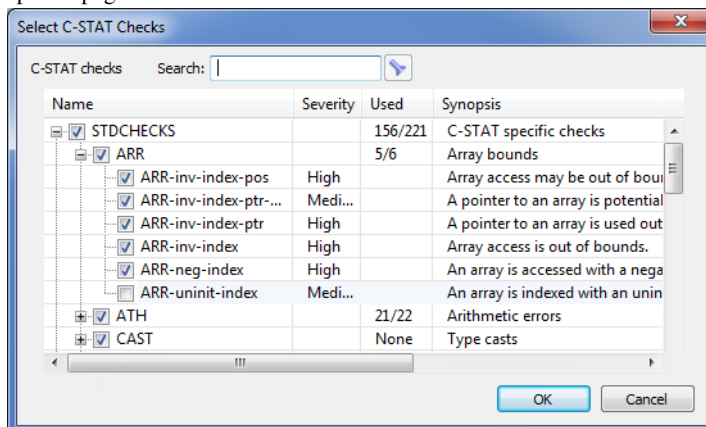


Use command line options

Specify additional command line arguments to be passed to the tool (not supported by the GUI).

Select C-STAT Checks dialog box

The **Select C-STAT Checks** dialog box is available from the **C-STAT Static Analysis** options page.



Use this dialog box to specify the checks to include during a C-STAT static analysis. You can select packages or groups of checks, or individual checks to perform by selecting the corresponding check boxes.

For reference information about individual checks, select a check and press F1 to open the context-sensitive help.

Search

Type a text string to be used as a filter.

Name

Lists all packages, groups, and checks. Select the ones you want to perform.

Severity

Shows the severity for each check, which can be **High**, **Medium**, or **Low**.

Used

Shows how many of the checks in the package or group that will performed during a C-STAT static analysis (only if the package or group actually is selected). The values can be **All**, **None**, or the number of selected checks out of the total amount.

Synopsis

Gives a short description of the packages, groups, and checks.

Descriptions of compiler extensions for C-STAT

Reference information about:

- *C-STAT directives in comments*, page 22
- *cstat_disable*, page 24 (pragma directive)
- *cstat_enable*, page 24 (pragma directive)
- *cstat_restore*, page 25 (pragma directive)
- *cstat_suppress*, page 25 (pragma directive)
- *__CSTAT__*, page 25 (predefined macro)

C-STAT directives in comments

Syntax `//cstat op [op op...]`
`/*cstat op [op op...]*/`

Parameters `op` is one of:

<code>-tag</code>	Disables the specified C-STAT check until the end of the compilation unit or until a matching <code>+tag</code> is found.
<code>+tag</code>	Re-enables the specified C-STAT check until the end of the compilation unit or until a matching <code>-tag</code> is found.
<code>!tag</code>	Disables the specified C-STAT check for a single line. If the line of the specified directive consists of more than just the comment, the line where the directive is placed is used for disabling the specified C-STAT check. Otherwise, the next line that consists of more than just a comment is used.
<code>#tag</code>	If placed inside a function body, disables the specified C-STAT check from that line, until the end of the function. If placed outside a function body, disables the specified C-STAT check for the immediately following function.
<code>tag</code>	<code>tag</code> to be replaced with the tag for a specific check, for example MISRAC2012-Rule-4.2.

Note that you can use the wildcard (*) character to match multiple tags and thus disable multiple checks.

You can supply a comment/justification for disabling the check by adding a colon : after the suppression statement. Any text from there will be inserted in the report as *User comment*. In C-style comments, everything between the : and the */ is part of the

justification. More lines can be added by starting consecutive comments with “cstat :”. Note that the space before the colon is mandatory.

Description Use the comment characters (and the operators) to disable or enable C-STAT messages for specific checks.

Example

```
//cstat -MISRAC2004* -MISRAC2012-Rule-4.2
// ...
// Messages about MISRA C 2012 rule 4.2 and the whole MISRA C
// 2004 package suppressed here
// ...
//cstat +MISRAC2004* +MISRAC2012-Rule-4.2
// ...
// Messages about MISRA C 2012 rule 4.2 and the whole MISRA C
// 2004 package unsuppressed here
// ...
```

```
//cstat !MISRAC2004-6.3
int a;
```

or

```
int a; //cstat !MISRAC2004-6.3
```

will disable the message given by MISRA C 2004 6.3 regarding the `int a;` statement.

```
//cstat #ARR-inv-index
void f(...)
{
...// Messages about ARR-inv-index suppressed here
}
```

```
void f() {
...
//cstat #ARR-inv-index
// Messages about ARR-inv-index suppressed here
} // ARR-inv-index reenabled here
```

Supplying a user comment/justification for disabling a check, C-style:

```
/*cstat !RED-unused-enum-val (this is not part of output) : This
will be in the report, the text continues until */
```

Supplying a user comment/justification for disabling a check, C++-style:

```
//cstat !RED-unused-enum-val : We can have
//cstat :more lines of text
//cstat :like this
// Any other comment will only be in the code.

// It can be used to suppress a suppression, typically temporary.
//cstat : !RED-unused-enum-val
// For now we do not suppress here as the line starts with `:`.
```

cstat_disable

Syntax	<code>#pragma cstat_disable="tag" [, "tag" ...]</code>
Parameters	<i>tag</i> The tag of a C-STAT check.
Description	Use this pragma directive to suppress the specified C-STAT check until the end of the compilation unit or until a matching <code>#pragma cstat_restore</code> directive is encountered.
Example	<pre>#pragma cstat_disable = "MISRAC2012-Rule-9.2", "MISRAC2012-Rule-10.3" // ... // Messages about rules 9.2 and 10.3 suppressed here // ...</pre>
See also	<i>cstat_restore</i> , page 25

cstat_enable

Syntax	<code>#pragma cstat_enable="tag" [, "tag" ...]</code>
Parameters	<i>tag</i> The tag of a C-STAT check.
Description	Use this pragma directive to unsuppress the specified C-STAT check until the end of the compilation unit, or until a matching <code>#pragma cstat_restore</code> directive is encountered.

Example

```
#pragma cstat_enable = "MISRAC2012-Rule-10.3"
// ...
// Messages about rule 10.3 not suppressed here
// ...
```

See also *cstat_restore*, page 25

cstat_restore

Syntax `#pragma cstat_restore="tag" [, "tag" ...]`

Parameters

tag The tag of a C-STAT check.

Description

Use this pragma directive to undo the effects of the most recent `cstat_enable` or `cstat_disable` directive for the same check(s).

Example

```
#pragma cstat_restore = "MISRAC2012-Rule-10.3"
// ...
// Messages about rule 10.3 suppressed here
// ...
```

cstat_suppress

Syntax `#pragma cstat_suppress="tag" [, "tag" ...]`

Parameters

tag The tag of a C-STAT check.

Description

Use this pragma directive to suppress the specified C-STAT check until the end of the immediately following line.

__CSTAT__

Description

A predefined macro that is defined when the code is processed for analysis. You can use it to explicitly include or exclude specific parts of source code from the analysis.

Example

```
#ifndef __CSTAT__
/* Code here is not visible to the analysis */
#endif
```

Descriptions of C-STAT options

The following is detailed reference information about each command line option available for `icstat`, `ichecks` and `ireport`:

- `--all`, page 27
- `--check`, page 27
- `--checks`, page 27
- `--db`, page 28
- `--default`, page 28
- `--deterministic`, page 29
- `--exclude`, page 29
- `--fpe`, page 30
- `--full`, page 30
- `--group`, page 31
- `--language_specific_checks`, page 31
- `--output`, page 31
- `--package`, page 32
- `--parallel`, page 32
- `--project`, page 33
- `--sarif_dir`, page 33
- `--timeout`, page 34
- `--timeout_check`, page 34

Rules for specifying a filename or directory as parameters

Description

These rules apply for options that take a filename or directory as parameters:

- Options that take a filename as a parameter can optionally take a file path. The path can be relative or absolute. For example, to generate a check manifest to the file `cstat_checks.txt` in the directory `..\checks`:


```
ichecks --package misrac2012 --output
..\checks\cstat_checks.txt
```
- `/` can be used instead of `\` as the directory delimiter.
- By specifying `-`, input files and output files can be redirected to the standard input and output stream, respectively. For example:


```
ichecks --package misrac2012 --output -
```

For options where it is not relevant to direct files to standard input or output, `-` is not supported.

--all

Syntax	<code>--all</code>
For use with	<code>ichecks</code>
Description	Causes <code>ichecks</code> to generate all checks (including non-default checks) to an output file. When you use the output file with <code>icstat</code> , <code>icstat</code> will perform all checks.



To set related options, choose:

Project>Options>Static Analysis>C-STAT Static Analysis>Select Checks

--check

Syntax	<code>--check tag[,...]</code>
Parameters	<i>tag</i> The tag of a specific check that you want to perform, for example <code>ARR-inv-index-pos</code> . You can specify one or several tags.
For use with	<code>ichecks</code>
Description	Causes <code>icheck</code> to generate the specified check to an output file. When you use the output file with <code>icstat</code> , <code>icstat</code> will perform the specified check.



To set related options, choose:

Project>Options>Static Analysis>C-STAT Static Analysis>Select Checks

--checks

Syntax	<code>--checks filename</code>
Parameters	<i>filename</i> The name of the manifest file that contains the checks that <code>icstat</code> will perform. See also <i>Rules for specifying a filename or directory as parameters</i> , page 26.

For use with `icstat`

Description Use this option to specify the file that contains the checks to perform. You create the file using `ichecks`, see *Performing an analysis from the command line*, page 14.



This option is not available in the IDE.

--db

Syntax `--db filename`

Parameters

filename `icstat`: The name of the file where the analysis result will be stored as a database.

`ireport`: The name of the database file that contains the result of a previously performed analysis.

See also *Rules for specifying a filename or directory as parameters*, page 26.

For use with `icstat, ireport`

Description Use this option to specify the name of the database.

This option is mandatory.



This option is not available in the IDE.

--default

Syntax `--default package[,...]`

Parameters

package The name of package to use. Choose between: `stdchecks`, `cert`, `security`, `miscrac2004`, `miscrac2012`, or `miscrac++2008`.

For use with `ichecks`

Description Causes `ichecks` to generate all default checks for the specified package to an output file. When you use the output file with `icstat`, `icstat` will perform the default checks.



To set related options, choose:

Project>Options>Static Analysis>C-STAT Static Analysis>Select Checks

--deterministic

Syntax `--deterministic`

For use with `icstat`

Description Use this option to ensure a deterministic amount of messages when running `icstat` with multiple threads, so that the amount of messages stays approximately the same from one analysis run to another. This option puts a limit on the option `--parallel`, which makes the analysis process slower.

See also `--parallel`, page 32



To set this option in the IDE, use **Project>Options>Static Analysis>Extra Options**

--exclude

Syntax `--exclude {filename|directory}`

Parameters

filename The name of the source file to exclude. See also *Rules for specifying a filename or directory as parameters*, page 26.

directory The name of the directory where the source files to exclude are stored. See also *Rules for specifying a filename or directory as parameters*, page 26.

Note that the string you specify can include the `*` and `?` characters, where `*` matches any sequence of characters (including the empty sequence) and `?` matches any single character.

For use with `icstat`

Description Use this option to exclude one or more source files (not, for example, header files) from the source file analysis (the command `analyze`); more specifically, files whose part of their absolute path completely matches the string you specify. The `--exclude` option

cannot exclude files from the application linking analysis (the command `link_analyze`). For more information on the analysis commands, see *Summary of icstat commands*, page 35.

Example

```
--exclude library
```

Will for example, exclude `E:\project\library\libxml.c`, but will not exclude `E:\project\third_party_library\libxml.c` or `E:\project\library.c`.

```
--exclude libxml*
```

Will for example, exclude `E:\project\library\libxml-2.7.6.c\main.c` and `E:\project\libxml.c`, but will not exclude `E:\project\api_libxml.c`.

```
--exclude library\libxml
```

Will for example, exclude `E:\project\library\libxml\main.c`, but will not exclude `E:\project\libxml-2.7.6.c\main.c`.



To set this option in the IDE, use **Project>Options>Static Analysis>Extra Options**

--fpe

Syntax

```
--fpe
```

For use with

```
icstat
```

Description

Use this option to make `icstat` attempt to remove false messages, commonly referred to as *false positives*.



Project>Options>Static Analysis>C-STAT Static Analysis>Enable false-positive analysis

--full

Syntax

```
--full
```

For use with

```
ireport
```

Description


Use this option to make `ireport` generate a full report in HTML, which means that all checks (suppressed and non-suppressed) are included at the end of the report.




To set this option, choose:

Project>C-STAT Static Analysis>Generate Full HTML Report

--group


Syntax	<code>--group <i>group</i>[, ...]</code>	
Parameters	<i>group</i>	The group of checks that you want to perform, for example <code>ARR</code> for array bounds or <code>ATH</code> for arithmetic errors. For information about available groups, see the Options dialog box in the IAR Embedded Workbench IDE. You can specify one or several groups.
For use with	<code>ichecks</code>	
Description	Causes <code>ichecks</code> to generate the specified group of checks to an output file. When you use the output file with <code>icstat</code> , <code>icstat</code> will perform the specified group of checks.	
		To set related options, choose: Project>Options>Static Analysis>C-STAT Static Analysis>Select Checks

--language_specific_checks


Syntax	<code>--language_specific_checks</code>	
For use with	<code>icstat</code>	
Description	Use this option to make <code>icstat</code> focus on checks specific to the language of the source files. This means that MISRAC2004, MISRAC2012, and CERT are disabled when analyzing source files compiled for Standard C++, and that MISRAC++2008 is disabled when analyzing source files compiled for Standard C.	
		To set this option in the IDE, use Project>Options>Static Analysis>Extra Options

--output

Syntax	<code>--output <i>filename</i></code>	
Parameters	<i>filename</i>	The name of the output file. See also <i>Rules for specifying a filename or directory as parameters</i> , page 26.

For use with	<code>ichecks, ireport</code>
Description	<p>Use this option to explicitly specify a different output filename.</p> <p><code>ichecks</code>: By default, the generated output produced by <code>ichecks</code> is located in a file with the name <code>cstat_sel_checks.txt</code>.</p> <p><code>ireport</code>: By default, the generated output produced by <code>ireport</code> is located in a file with the name <code>project_name.html</code>.</p> <p> For <code>ichecks</code>: This option is not available in the IDE.</p> <p>For <code>ireport</code>: Project>Options>Static Analysis>C-STAT Static Analysis>Generate Full HTML Report</p> <p>or</p> <p>Project>Options>Static Analysis>C-STAT Static Analysis>Generate HTML Summary</p>

--package

Syntax	<code>--package package[,...]</code>
Parameters	<p><i>package</i> The package of checks that you want to perform. Choose between: <code>stdchecks</code>, <code>miscrac2004</code>, <code>miscrac2012</code>, or <code>miscrac++2008</code>. You can specify one or several packages.</p>
For use with	<code>ichecks</code>
Description	<p>Causes <code>ichecks</code> to generate the specified package of checks to an output file. When you use the output file with <code>icstat</code>, <code>icstat</code> will perform the specified package of checks.</p> <p> To set related options, choose:</p> <p>Project>Options>Static Analysis>C-STAT Static Analysis>Select Checks</p>

--parallel

Syntax	<code>--parallel threads</code>
Parameters	<p><i>threads</i> The maximum number of threads to use during parallel analysis.</p>

For use with	<code>icstat</code>
Description	Use this option to specify the maximum number of threads to use during parallel analysis. Note: This option might cause subsequently performed analyses to produce more or fewer messages. This is because the summary information for the source files might change depending on the order in which they are analyzed. To make the amount of messages stay approximately the same from one analysis run to another, use the option <code>--deterministic</code> , see <i>--deterministic</i> , page 29.



Project>Options>Static Analysis>Enable parallel analysis

--project

Syntax	<code>--project name</code>
Parameters	<i>name</i> A name to identify the project in the report.
For use with	<code>ireport</code>
Description	Use this option to specify a name for the project in the report. This option is mandatory.



This option is not available in the IDE.

--sarif_dir

Syntax	<code>--sarif_dir directory</code>
Parameters	<i>directory</i> The name of the directory where the analysis result will be stored. The output filename is the name of the analyzed file with the filename extension <code>.sarif</code> . See also <i>Rules for specifying a filename or directory as parameters</i> , page 26.
For use with	<code>icstat</code>

Description Use this option to specify that the output from an analysis should be stored in the SARIF format (Static Analysis Results Interchange Format), and to specify where to store the result.



This option is not available in the IDE.

--timeout

Syntax `--timeout seconds`

Parameters

seconds The number of seconds before the analysis of a module terminates. Setting this to 0 disables the time limit entirely.

For use with `icstat`

Description By default, the analysis of a module times out and terminates after ten minutes (600 seconds). Use this option to specify a different length of time that the analysis is allowed to take before it terminates.



Project>Options>Static Analysis>Module timeout

--timeout_check

Syntax `--timeout_check seconds`

Parameters

seconds The number of seconds that each check is allowed to take before the analysis for that check terminates. Setting this to 0 disables the time limit entirely.

For use with `icstat`

Description By default, the analysis of a check times out and terminates after two minutes (120 seconds). Use this option to specify a different length of time that each check is allowed to take before the analysis for that check terminates. This limit includes the various internal operations performed during the analysis.



To set this option in the IDE, use **Project>Options>Static Analysis>Extra Options**

Description of the C-STAT command line tools

Reference information about:

- *The icstat tool*, page 35
- *The ichecks tool*, page 37
- *The ireport tool*, page 37

See the compiler documentation for information about generic syntax rules for options, exit statuses, etc.

THE ICSTAT TOOL

Use the `icstat` tool to perform a C-STAT static analysis on a project, with a previously produced manifest file as input. You produce the manifest file using the `ichecks` tool.

Invocation syntax for icstat

The invocation syntax for `icstat`:

```
icstat parameters [-- command_line]
```

The different parts are:

Syntax parts	Description
<i>commands</i>	Commands that define an operation to be performed, see <i>Summary of icstat commands</i> , page 35.
<i>options</i>	Command line options that define actions to be performed, see <i>Summary of icstat options</i> , page 36. These options can be placed anywhere on the command line, but must come before <code>--</code> .
<i>command_line</i>	Compiler or linker command line for the <code>analyze</code> and <code>link_analyze</code> commands.

Table 1: *icstat* syntax

For an example, see *Performing an analysis from the command line*, page 14.

Summary of icstat commands

This table summarizes the `icstat` commands:

icstat commands	Description
<code>analyze</code>	Analyzes a source file. The command line must end with a compiler invocation (<code>--</code>).
<code>link_analyze</code>	Analyzes an application. The command line must end with a linker invocation (<code>--</code>).

Table 2: *icstat* commands summary

icstat commands	Description
load	Outputs the analysis messages from the database file.
clear	Clears the database file.
commands <i>cmd</i>	Executes the commands in the <i>cmd</i> file.

Table 2: icstat commands summary (Continued)

For an example, see *Performing an analysis from the command line*, page 14.

When running `icstat` with the commands `analyze` or `link_analyze`, identified deviations will be listed on `stdout` on the format:

```
Severity[check-tag]: message. Alias tags.
```

Summary of icstat options

This table summarizes the `icstat` options:

Command line option	Description
<code>--checks</code>	Specifies the manifest file, which contains the checks to perform.
<code>--db</code>	Contains analysis information (mandatory).
<code>--deterministic</code>	Ensures a deterministic amount of messages when running <code>icstat</code> with multiple threads.
<code>--exclude</code>	Excludes file(s) from the analysis.
<code>--fpe</code>	Makes <code>icstat</code> attempt to remove false messages (false positives).
<code>--language_specific_checks</code>	Makes <code>icstat</code> focus on checks specific to the language of the source files.
<code>--parallel</code>	Specifies the number maximum number of threads to use during parallel analysis.
<code>--sarif_dir</code>	Specifies that the output from an analysis should be stored in the SARIF format, and where to store it.
<code>--timeout</code>	Specifies the number of seconds that the analysis of a module is allowed to take before it terminates.
<code>--timeout_check</code>	Specifies the number of seconds that the each check is allowed to take before the analysis terminates.

Table 3: icstat options summary

For more information, see *Descriptions of C-STAT options*, page 26.

THE ICHECKS TOOL

Use the `ichecks` tool to generate a *manifest file* that contains only the checks that you want to perform. Use this file as input to the `icstat` tool.

Invocation syntax for ichecks

The invocation syntax for `ichecks`:

```
ichecks options
```

The default name of the output file is `cstat_sel_checks.txt`.

For an example, see *Performing an analysis from the command line*, page 14.

Summary of ichecks options

This table summarizes the `ichecks` options:

Command line option	Description
<code>--all</code>	Generates all checks to an output file.
<code>--check</code>	Generates a specified check to an output file.
<code>--default</code>	Generates all default checks for a specific package to an output file.
<code>--group</code>	Generates a selected group of checks to an output file.
<code>--output</code>	Specifies an output filename other than the default.
<code>--package</code>	Generates all checks for a specific package to an output file.

Table 4: ichecks options summary

For more information, see *Descriptions of C-STAT options*, page 26.

THE IREPORT TOOL

Use the `ireport` tool to produce an HTML report of a previous analysis performed by C-STAT. The report presents statistics both in numbers and as tables. Two different types of reports that can be produced:

- A summary that includes information about, for example, project-wide enabled checks, the total amount of messages, suppressed checks (if any), messages for each check, etc.
- A full report that contains the same information as the summary, but also information about all suppressed and non-suppressed messages at the end of the report. The tables can be collapsed and expanded, and the columns can be sorted.

Invocation syntax for ireport

The invocation syntax for `ireport`:

```
ireport options
```

For an example, see *Performing an analysis from the command line*, page 14.

Summary of ireport options

This table summarizes the `ireport` options:

Command line option	Description
<code>--db</code>	Specifies the database that the report will be based on.
<code>--full</code>	Produces a full report, including information about suppressed and non-suppressed checks.
<code>--output</code>	Specifies the name of the produced report.
<code>--project</code>	Specifies a name for the project.

Table 5: ireport options summary

For more information, see *Descriptions of C-STAT options*, page 26.

C-STAT checks

- Summary of checks
- Descriptions of checks

Summary of checks

This table summarizes the C-STAT checks:

Check	Synopsis
ARR-inv-index-pos	An array access might be out of bounds, depending on which path is executed.
ARR-inv-index-ptr-pos	A pointer to an array is potentially used outside the array bounds.
ARR-inv-index-ptr	A pointer to an array is used outside the array bounds.
ARR-inv-index	An array access is out of bounds.
ARR-neg-index	An array is accessed with a negative subscript value.
ARR-uninit-index	An array is indexed with an uninitialized variable
ATH-cmp-float	Floating point comparisons using == or !=
ATH-cmp-unsign-neg	An unsigned value is compared to see whether it is negative.
ATH-cmp-unsign-pos	An unsigned value is compared to see whether it is greater than or equal to 0.
ATH-div-0-assign	A variable is assigned the value 0, then used as a divisor.
ATH-div-0-cmp-aft	After a successful comparison with 0, a variable is used as a divisor.
ATH-div-0-cmp-bef	A variable used as a divisor is afterwards compared with 0.
ATH-div-0-interval	Interval analysis has found a value that is 0 and used as a divisor.
ATH-div-0-pos	Interval analysis has found an expression that might be 0 and is used as a divisor.

Table 6: Summary of checks

Check	Synopsis
ATH-div-0-unchk-global	A global variable is used as a divisor without having been determined to be non-zero.
ATH-div-0-unchk-local	A local variable is used as a divisor without having been determined to be non-zero.
ATH-div-0-unchk-param	A parameter is used as a divisor without having been determined to be non-zero.
ATH-div-0	An expression that results in 0 is used as a divisor.
ATH-inc-bool (C++ only)	Deprecated operation on <code>bool</code> .
ATH-malloc-overflow	The size of memory passed to <code>malloc</code> to allocate overflows.
ATH-neg-check-nonneg	A variable is checked for a non-negative value after being used, instead of before.
ATH-neg-check-pos	A variable is checked for a positive value after being used, instead of before.
ATH-new-overflow (C++ only)	An arithmetic overflow is caused by an allocation using <code>new[]</code> .
ATH-overflow-cast	An expression is cast to a different type, resulting in an overflow or underflow of its value.
ATH-overflow	An expression is implicitly converted to a narrower type, resulting in an overflow or underflow of its value.
ATH-shift-bounds	Out of range shifts were found.
ATH-shift-neg	The left-hand side of a right shift operation might be a negative value.
ATH-sizeof-by-sizeof	Multiplying <code>sizeof</code> by <code>sizeof</code> .
CAST-old-style (C++ only)	Old style casts (other than void casts) are used
CATCH-object-slicing (C++ only)	Exception objects are caught by value
CATCH-xtor-bad-member (C++ only)	Exception handler in constructor or destructor accesses non-static member variable that might not exist.
COMMA-overload (C++ only)	Overloaded comma operator
COMMENT-nested	Appearances of <code>/*</code> inside comments

Table 6: Summary of checks

Check	Synopsis
CONST-member-ret (C++ only)	A member function qualified as <code>const</code> returns a pointer member variable.
COP-alloc-ctor (C++ only)	A class member is deallocated in the class' destructor, but not allocated in a constructor or assignment operator.
COP-assign-op-ret (C++ only)	An assignment operator of a C++ class does not return a non-const reference to <code>this</code> .
COP-assign-op-self (C++ only)	Assignment operator does not check for self-assignment before allocating member functions
COP-assign-op (C++ only)	There is no assignment operator defined for a class whose destructor deallocates memory.
COP-copy-ctor (C++ only)	A class which uses dynamic memory allocation does not have a user-defined copy constructor.
COP-dealloc-dtor (C++ only)	A class member has memory allocated in a constructor or an assignment operator, that is not released in the destructor.
COP-dtor-throw (C++ only)	An exception is thrown, or might be thrown, in a class destructor.
COP-dtor (C++ only)	A class which dynamically allocates memory in its copy control functions does not have a destructor.
COP-init-order (C++ only)	Data members are initialized with other data members that are in the same initialization list.
COP-init-uninit (C++ only)	An initializer list reads the values of still uninitialized members.
COP-member-uninit (C++ only)	A member of a class is not initialized in one of the class constructors.
CPU-ctor-call-virt (C++ only)	A virtual member function is called in a class constructor.
CPU-ctor-implicit (C++ only)	Constructors that are callable with a single argument of fundamental type are not declared <code>explicit</code> .
CPU-delete-throw (C++ only)	An exception is thrown, or might be thrown, in an overloaded <code>delete</code> or <code>delete[]</code> operator.

Table 6: Summary of checks

Check	Synopsis
CPU-delete-void (C++ only)	A pointer to void is used in <code>delete</code> , causing the destructor not to be called.
CPU-dtor-call-virt (C++ only)	A virtual member function is called in a class destructor.
CPU-malloc-class (C++ only)	An allocation of a class instance with <code>malloc()</code> does not call a constructor.
CPU-nonvirt-dtor (C++ only)	A public non-virtual destructor is defined in a class with virtual methods.
CPU-return-ref-to-class-data (C++ only)	Member functions return non-const handles to members.
DECL-implicit-int	An object or function of the type <code>int</code> is declared or defined, but its type is not explicitly stated.
DEFINE-hash-multiple	Multiple <code>#</code> or <code>##</code> operators in a macro definition.
ENUM-bounds	Conversions to <code>enum</code> that are out of range of the enumeration.
EXP-cond-assign	An assignment might be mistakenly used as the condition for an <code>if</code> , <code>for</code> , <code>while</code> , or <code>do</code> statement.
EXP-dangling-else	An <code>else</code> branch might be connected to an unexpected <code>if</code> statement.
EXP-loop-exit	An unconditional <code>break</code> , <code>continue</code> , <code>return</code> , or <code>goto</code> within a loop.
EXP-main-ret-int	The return type of <code>main()</code> is not <code>int</code> .
EXP-null-stmt	The body of an <code>if</code> , <code>while</code> , or <code>for</code> statement is a null statement.
EXP-stray-semicolon	Stray semicolons on the same line as other code
EXPR-const-overflow	A constant unsigned integer expression overflows.
FPT-cmp-null	The address of a function is compared with <code>NULL</code> .
FPT-literal	A function pointer that refers to a literal address is dereferenced.
FPT-misuse	A function pointer is used in an invalid context.
FUNC-implicit-decl	Functions are used without prototyping.

Table 6: Summary of checks

Check	Synopsis
FUNC-unprototyped-all	Functions are declared with an empty () parameter list that does not form a valid prototype.
FUNC-unprototyped-used	Arguments are passed to functions without a valid prototype.
INCLUDE-c-file	A .c file includes one or more .c files.
INT-use-signed-as-unsigned-pos	A negative signed integer is implicitly cast to an unsigned integer.
INT-use-signed-as-unsigned	A negative signed integer is implicitly cast to an unsigned integer.
ITR-end-cmp-aft (C++ only)	An iterator is used, then compared with end()
ITR-end-cmp-bef (C++ only)	An iterator is compared with end() or rend(), then dereferenced.
ITR-invalidated (C++ only)	An iterator assigned to point into a container is used or dereferenced even though it might be invalidated.
ITR-mismatch-alg (C++ only)	A pair of iterators passed to an STL algorithm function point to different containers.
ITR-store (C++ only)	A container's begin() or end() iterator is stored and subsequently used.
ITR-uninit (C++ only)	An iterator is dereferenced or incremented before it is assigned to point into a container.
LIB-bsearch-overflow-pos	Arguments passed to bsearch might cause it to overrun.
LIB-bsearch-overflow	Arguments passed to bsearch cause it to overrun.
LIB-fn-unsafe	A potentially unsafe library function is used.
LIB-fread-overflow-pos	A call to fread might cause a buffer overrun.
LIB-fread-overflow	A call to fread causes a buffer overrun.
LIB-memchr-overflow-pos	A call to memchr might cause a buffer overrun.
LIB-memchr-overflow	A call to memchr causes a buffer overrun.
LIB-memcpy-overflow-pos	A call to memcpy might cause the memory to overrun.
LIB-memcpy-overflow	A call to memcpy or memmove causes the memory to overrun.

Table 6: Summary of checks

Check	Synopsis
LIB-memset-overflow-pos	A call to <code>memset</code> might cause a buffer overflow.
LIB-memset-overflow	A call to <code>memset</code> causes a buffer overflow.
LIB-putenv	<code>putenv</code> used to set environment variable values.
LIB-qsort-overflow-pos	Arguments passed to <code>qsort</code> might cause it to overflow.
LIB-qsort-overflow	Arguments passed to <code>qsort</code> cause it to overflow.
LIB-return-const	The return value of a <code>const</code> standard library function is not used.
LIB-return-error	The return value for a library function that might return an error value is not used.
LIB-return-leak	The return values from one or more library functions were not stored, returned, or passed as a parameter.
LIB-return-neg	A variable assigned using a library function that can return <code>-1</code> as an error value is subsequently used where the value must be non-negative.
LIB-return-null	A pointer is assigned using a library function that can return <code>NULL</code> as an error value. This pointer is subsequently dereferenced without checking its value.
LIB-sprintf-overflow	A call to <code>sprintf</code> causes a destination buffer overflow.
LIB-std-sort-overflow-pos (C++ only)	Using <code>std::sort</code> might cause buffer overflow.
LIB-std-sort-overflow (C++ only)	A buffer overflow is caused by use of <code>std::sort</code> .
LIB-strcat-overflow-pos	A call to <code>strcat</code> might cause destination buffer overflow.
LIB-strcat-overflow	A call to <code>strcat</code> causes a destination buffer overflow.
LIB-strcpy-overflow-pos	A call to <code>strcpy</code> might cause destination buffer overflow.
LIB-strcpy-overflow	A call to <code>strcpy</code> causes a destination buffer overflow.

Table 6: Summary of checks

Check	Synopsis
LIB-strncat-overflow-pos	A call to <code>strncat</code> might cause a destination buffer overrun.
LIB-strncat-overflow	A call to <code>strncat</code> causes a destination buffer overrun.
LIB-strncmp-overflow-pos	A call to <code>strncmp</code> might cause a buffer overrun.
LIB-strncmp-overflow	A buffer overrun is caused by a call to <code>strncmp</code> .
LIB-strncpy-overflow-pos	A call to <code>strncpy</code> might cause a destination buffer overrun.
LIB-strncpy-overflow	A call to <code>strncpy</code> causes a destination buffer overrun.
LOGIC-overload (C++ only)	Overloaded <code>&&</code> and <code> </code> operators
MEM-delete-array-op (C++ only)	A memory location allocated with <code>new</code> is deleted with <code>delete[]</code>
MEM-delete-op (C++ only)	A memory location allocated with <code>new []</code> is deleted with <code>delete</code> or <code>free</code> .
MEM-double-free-alias	Freeing a memory location more than once.
MEM-double-free-some	A memory location is freed more than once on some paths but not on others.
MEM-double-free	A memory location is freed more than once.
MEM-free-field	A struct or a class field is possibly freed.
MEM-free-fptr	A function pointer is deallocated.
MEM-free-no-alloc-struct	A struct field is deallocated without first having been allocated.
MEM-free-no-alloc	A pointer is freed without having been allocated.
MEM-free-no-use	Memory is allocated and then freed without being used.
MEM-free-op	Memory allocated with <code>malloc</code> deallocated using <code>delete</code> .
MEM-free-struct-field	A struct's field is deallocated, but is not dynamically allocated.
MEM-free-variable	A stack address might be freed.
MEM-leak-alias	Incorrect deallocation causes memory leak.
MEM-leak	Incorrect deallocation causes memory leak.

Table 6: Summary of checks

Check	Synopsis
MEM-malloc-arith	An assignment contains both a <code>malloc()</code> and pointer arithmetic on the right-hand side.
MEM-malloc-diff-type	An allocation call tries to allocate memory based on a <code>sizeof</code> operator, but the destination type of the call is of a different type.
MEM-malloc-sizeof-ptr	<code>malloc(sizeof(p))</code> , where <code>p</code> is a pointer type, is assigned to a non-pointer variable.
MEM-malloc-sizeof	Allocating memory with <code>malloc</code> without using <code>sizeof</code> .
MEM-malloc-strlen	Dangerous arithmetic with <code>strlen</code> in argument to <code>malloc</code> .
MEM-realloc-diff-type	The type of the pointer that stores the result of <code>realloc</code> does not match the type of the first argument.
MEM-return-free	A function deallocates memory, then returns a pointer to that memory.
MEM-return-no-assign	A function that allocates memory's return value is not stored.
MEM-stack-global-field	A stack address is stored in the field of a global struct.
MEM-stack-global	A stack address is stored in a global pointer.
MEM-stack-param-ref (C++ only)	Stack address is stored via reference parameter.
MEM-stack-param	A stack address is stored outside a function via a parameter.
MEM-stack-pos	Might return address on the stack.
MEM-stack-ref (C++ only)	A stack object is returned from a function as a reference.
MEM-stack	Might return address on the stack.
MEM-use-free-all	A pointer is used after it has been freed.
MEM-use-free-some	A pointer is used after it has been freed.
PTR-arith-field	Direct access to a field of a struct, using an offset from the address of the struct.
PTR-arith-stack	Pointer arithmetic applied to a pointer that references a stack address

Table 6: Summary of checks

Check	Synopsis
<code>PTR-arith-var</code>	Invalid pointer arithmetic with an automatic variable that is neither an array nor a pointer.
<code>PTR-cmp-str-lit</code>	A variable is tested for equality with a string literal.
<code>PTR-null-assign-fun-pos</code>	Possible <code>NULL</code> pointer dereferenced by a function.
<code>PTR-null-assign-pos</code>	A pointer is assigned a value that might be <code>NULL</code> , and then dereferenced.
<code>PTR-null-assign</code>	A pointer is assigned the value <code>NULL</code> , then dereferenced.
<code>PTR-null-cmp-aft</code>	A pointer is dereferenced, then compared with <code>NULL</code> .
<code>PTR-null-cmp-bef-fun</code>	A pointer is compared with <code>NULL</code> , then dereferenced by a function.
<code>PTR-null-cmp-bef</code>	A pointer is compared with <code>NULL</code> , then dereferenced.
<code>PTR-null-fun-pos</code>	A possible <code>NULL</code> pointer is returned from a function, and immediately dereferenced without checking.
<code>PTR-null-literal-pos</code>	A literal pointer expression (like <code>NULL</code>) is dereferenced by a function call.
<code>PTR-overload (C++ only)</code>	An <code>&</code> operator is overloaded.
<code>PTR-singleton-arith-pos</code>	Pointer arithmetic might be performed on a pointer that points to a single object.
<code>PTR-singleton-arith</code>	Pointer arithmetic is performed on a pointer that points to a single object.
<code>PTR-unchk-param-some</code>	A pointer is dereferenced after being determined not to be <code>NULL</code> on some paths, but not checked on others.
<code>PTR-unchk-param</code>	A pointer parameter is not compared to <code>NULL</code> .
<code>PTR-uninit-pos</code>	Possible dereference of an uninitialized or <code>NULL</code> pointer.
<code>PTR-uninit</code>	Dereference of an uninitialized or <code>NULL</code> pointer.
<code>RED-alloc-zero-bytes</code>	Checks that an allocation does not allocate zero bytes.

Table 6: Summary of checks

Check	Synopsis
RED-case-reach	A case statement within a switch statement cannot be reached.
RED-cmp-always	A comparison using ==, <, <=, >, or >= is always true.
RED-cmp-never	A comparison using ==, <, <=, >, or >= is always false.
RED-cond-always	The condition in an if, for, while, do-while, or ternary operator will always be true.
RED-cond-const-assign	A constant assignment in a conditional expression.
RED-cond-const-expr	A conditional expression with a constant value
RED-cond-const	A constant value is used as the condition for a loop or if statement.
RED-cond-never	The condition in if, for, while, do-while, or ternary operator will never be true.
RED-dead	A part of the application is never executed.
RED-expr	Some expressions, such as $x \ \& \ x$ and $x \ \ x$, are redundant.
RED-func-no-effect	A function is declared that has no return type and creates no side effects.
RED-local-hides-global	The definition of a local variable hides a global definition.
RED-local-hides-local	The definition of a local variable hides a previous local definition.
RED-local-hides-member (C++ only)	The definition of a local variable hides a member of the class.
RED-local-hides-param	A variable declaration hides a parameter of the function
RED-no-effect	A statement potentially contains no side effects.
RED-self-assign	In a C++ class member function, a variable is assigned to itself.
RED-unused-assign	A variable is assigned a non-trivial value that is never used.
RED-unused-enum-val	An enumerated value is not used.
RED-unused-param	A function parameter is declared but not used.

Table 6: Summary of checks

Check	Synopsis
RED-unused-return-val	There are unused function return values (other than overloaded operators).
RED-unused-val	A variable is assigned a value that is never used.
RED-unused-var-all	A variable is neither read nor written for any execution path.
RESOURCE-deref-file	A pointer to a FILE object is dereferenced.
RESOURCE-double-close	A file resource is closed multiple times
RESOURCE-file-no-close-all	A file pointer is never closed.
RESOURCE-file-pos-neg	A file handler might be negative
RESOURCE-file-use-after-close	A file resource is used after it has been closed.
RESOURCE-implicit-deref-file	A file pointer is implicitly dereferenced by a library function.
RESOURCE-write-ronly-file	A file opened as read-only is written to.
SIZEOF-side-effect	sizeof expressions containing side effects
SPC-order	Expressions that depend on order of evaluation were found.
SPC-uninit-arr-all	Reads from local buffers are not preceded by writes.
SPC-uninit-struct-field-heap	A field of a dynamically allocated struct is read before it is initialized.
SPC-uninit-struct-field	A field of a local struct is read before it is initialized.
SPC-uninit-var-all	A variable is read before it is assigned a value.
SPC-uninit-var-some	A variable is read before it is assigned a value.
SPC-volatile-reads	There are multiple read accesses with volatile-qualified type within one and the same sequence point.
SPC-volatile-writes	There are multiple write accesses with volatile-qualified type within one and the same sequence point.
STRUCT-signed-bit	There are signed single-bit fields (excluding anonymous fields).
SWITCH-fall-through	There are non-empty switch cases not terminated by break and without 'fallthrough' comment.

Table 6: Summary of checks

Check	Synopsis
SWITCH-missing-enum-val	A switch case uses only a subset of an enumeration.
THROW-empty (C++ only)	Unsafe rethrow of exception.
THROW-main (C++ only)	No default exception handler for <code>try</code> .
THROW-null	Throw of NULL integer constant
THROW-ptr	Throw of exceptions by pointer
THROW-static (C++ only)	Exceptions thrown without a handler in some call paths that lead to that point.
THROW-unhandled (C++ only)	There are calls to functions explicitly declared to throw an exception type that is not handled (or declared as thrown) by the caller.
UNION-overlap-assign	Assignments from one field of a union to another.
UNION-type-punning	Writing to a field of a union after reading from a different field, effectively re-interpreting the bit pattern with a different type.
CERT-ARR30-C_a	Do not form or use out-of-bounds pointers or array subscripts.
CERT-ARR30-C_b	Do not form or use out-of-bounds pointers or array subscripts.
CERT-ARR30-C_c	Do not form or use out-of-bounds pointers or array subscripts.
CERT-ARR30-C_d	Do not form or use out-of-bounds pointers or array subscripts.
CERT-ARR30-C_e	Do not form or use out-of-bounds pointers or array subscripts.
CERT-ARR30-C_f	Do not form or use out-of-bounds pointers or array subscripts.
CERT-ARR30-C_g	Do not form or use out-of-bounds pointers or array subscripts.
CERT-ARR30-C_h	Do not form or use out-of-bounds pointers or array subscripts.
CERT-ARR30-C_i	Do not form or use out-of-bounds pointers or array subscripts.
CERT-ARR30-C_j	Do not form or use out-of-bounds pointers or array subscripts.

Table 6: Summary of checks

Check	Synopsis
CERT-ARR32-C	Ensure size arguments for variable length arrays are in a valid range.
CERT-ARR36-C_a	Do not subtract two pointers that do not refer to the same array.
CERT-ARR36-C_b	Do not compare two pointers that do not refer to the same array.
CERT-ARR37-C	Do not add or subtract an integer to a pointer to a non-array object.
CERT-ARR38-C_a	Guarantee that library functions do not form invalid pointers.
CERT-ARR38-C_b	Guarantee that library functions do not form invalid pointers.
CERT-ARR38-C_c	Guarantee that library functions do not form invalid pointers.
CERT-ARR38-C_d	Guarantee that library functions do not form invalid pointers.
CERT-ARR38-C_e	Guarantee that library functions do not form invalid pointers.
CERT-ARR38-C_f	Guarantee that library functions do not form invalid pointers.
CERT-ARR39-C	Do not add or subtract a scaled integer to a pointer.
CERT-DCL30-C_a	Declare objects with appropriate storage durations.
CERT-DCL30-C_b	Declare objects with appropriate storage durations.
CERT-DCL30-C_c	Declare objects with appropriate storage durations.
CERT-DCL30-C_d	Declare objects with appropriate storage durations.
CERT-DCL30-C_e	Declare objects with appropriate storage durations.
CERT-DCL31-C	Declare identifiers before using them.
CERT-DCL36-C	Do not declare an identifier with conflicting linkage classifications.
CERT-DCL37-C_a	Do not declare or define a reserved identifier

Table 6: Summary of checks

Check	Synopsis
CERT-DCL37-C_b	Do not declare or define a reserved identifier
CERT-DCL37-C_c	Do not declare or define a reserved identifier
CERT-DCL38-C	Use the correct syntax when declaring a flexible array member.
CERT-DCL39-C	Avoid information leakage when passing a structure across a trust boundary.
CERT-DCL40-C	Do not create incompatible declarations of the same function or object.
CERT-DCL41-C	Do not declare variables inside a switch statement before the first case label
CERT-ENV30-C	Do not modify the object referenced by the return value of certain functions.
CERT-ENV31-C	Do not rely on an environment pointer following an operation that may invalidate it
CERT-ENV32-C	All exit handlers must return normally
CERT-ENV33-C	Do not call system().
CERT-ENV34-C	Do not store pointers returned by certain functions.
CERT-ERR30-C_a	Set errno to zero before calling a library function known to set errno.
CERT-ERR30-C_b	Check errno only after the function returns a value indicating failure.
CERT-ERR30-C_c	Check errno only after the function called is an errno-setting function.
CERT-ERR30-C_d	Check return of errno setting functions for values indicating failure.
CERT-ERR30-C_e	Only check errno when necessary.
CERT-ERR32-C	Do not rely on indeterminate values of errno.
CERT-ERR33-C_a	Detect and handle standard library errors.
CERT-ERR33-C_b	Detect and handle standard library errors.
CERT-ERR33-C_c	Detect and handle standard library errors.
CERT-ERR33-C_d	Detect and handle standard library errors.
CERT-ERR34-C_a	Detect errors when converting a string to a number.

Table 6: Summary of checks

Check	Synopsis
CERT-ERR34-C_b	Detect errors when converting a string to a number.
CERT-EXP19-C	No braces for the body of an if, for, or while statement
CERT-EXP30-C_a	Do not depend on the order of evaluation for side effects.
CERT-EXP30-C_b	Do not depend on the order of evaluation for side effects.
CERT-EXP32-C	Do not access a volatile object through a nonvolatile reference.
CERT-EXP33-C_a	Do not read uninitialized memory.
CERT-EXP33-C_b	Do not read uninitialized memory.
CERT-EXP33-C_c	Do not read uninitialized memory.
CERT-EXP33-C_d	Do not read uninitialized memory.
CERT-EXP33-C_e	Do not read uninitialized memory.
CERT-EXP34-C_a	Do not dereference null pointers.
CERT-EXP34-C_b	Do not dereference null pointers.
CERT-EXP34-C_c	Do not dereference null pointers.
CERT-EXP34-C_d	Do not dereference null pointers.
CERT-EXP34-C_e	Do not dereference null pointers.
CERT-EXP34-C_f	Do not dereference null pointers.
CERT-EXP34-C_g	Do not dereference null pointers.
CERT-EXP35-C	Do not modify objects with temporary lifetime
CERT-EXP36-C_a	Do not cast pointers into more strictly aligned pointer types.
CERT-EXP36-C_b	Do not cast pointers into more strictly aligned pointer types.
CERT-EXP37-C_a	Call functions with the correct number and type of arguments.
CERT-EXP37-C_b	Call functions with the correct number and type of arguments.
CERT-EXP37-C_c	Call functions with the correct number and type of arguments.

Table 6: Summary of checks

Check	Synopsis
CERT-EXP39-C_a	Do not access a variable through a pointer of an incompatible type.
CERT-EXP39-C_b	Do not access a variable through a pointer of an incompatible type.
CERT-EXP39-C_c	Do not access a variable through a pointer of an incompatible type.
CERT-EXP39-C_d	Do not access a variable through a pointer of an incompatible type.
CERT-EXP39-C_e	Do not access a variable through a pointer of an incompatible type.
CERT-EXP40-C_a	Do not modify constant objects.
CERT-EXP40-C_b	Do not modify constant objects.
CERT-EXP42-C	Do not compare padding data.
CERT-EXP43-C_a	Avoid undefined behavior when using restrict-qualified pointers.
CERT-EXP43-C_b	Avoid undefined behavior when using restrict-qualified pointers.
CERT-EXP43-C_c	Avoid undefined behavior when using restrict-qualified pointers.
CERT-EXP43-C_d	Avoid undefined behavior when using restrict-qualified pointers.
CERT-EXP44-C	Do not rely on side effects in operands to sizeof, _Alignof, or _Generic.
CERT-EXP45-C	Do not perform assignments in selection statements
CERT-EXP46-C	Do not use a bitwise operator with a Boolean-like operand.
CERT-EXP47-C_a	Do not call va_arg with an argument of the incorrect type
CERT-EXP47-C_b	Do not call va_arg with an argument of the incorrect type
CERT-FIO30-C	Exclude user input from format strings.
CERT-FIO32-C	Do not perform operations on devices that are only appropriate for files

Table 6: Summary of checks

Check	Synopsis
CERT-FIO34-C	Distinguish between characters read from a file and EOF or WEOF.
CERT-FIO37-C	A string returned by <code>fgets()</code> and <code>fgetsws()</code> might contain NULL characters.
CERT-FIO38-C	A FILE object is copied.
CERT-FIO39-C	Do not alternately input and output from a stream without an intervening flush or positioning call.
CERT-FIO40-C	Reset strings on <code>fgets()</code> or <code>fgetsws()</code> failure.
CERT-FIO41-C	Do not call <code>getc()</code> , <code>putc()</code> , <code>getwc()</code> , or <code>putwc()</code> with a stream argument that has side effects.
CERT-FIO42-C_a	Close files when they are no longer needed.
CERT-FIO42-C_b	Close files when they are no longer needed.
CERT-FIO44-C	Only use values for <code>fsetpos()</code> that are returned from <code>fgetpos()</code> .
CERT-FIO45-C	Avoid TOCTOU race conditions while accessing files.
CERT-FIO46-C_a	Do not access a closed file.
CERT-FIO46-C_b	Do not access a closed file.
CERT-FIO46-C_c	Do not access a closed file.
CERT-FIO47-C_a	Use valid format strings.
CERT-FIO47-C_b	Use valid format strings.
CERT-FIO47-C_c	Use valid format strings.
CERT-FLP30-C_a	Do not use floating-point variables as loop counters
CERT-FLP30-C_b	Do not use floating-point variables as loop counters
CERT-FLP32-C_a	Prevent or detect domain and range errors in math functions.
CERT-FLP32-C_b	Prevent or detect domain and range errors in math functions.
CERT-FLP34-C	Ensure that floating-point conversions are within range of the new type
CERT-FLP36-C	Preserve precision when converting integral values to floating-point type.

Table 6: Summary of checks

Check	Synopsis
CERT-FLP37-C	Do not use object representations to compare floating-point values.
CERT-INT30-C_a	Ensure that unsigned integer operations do not wrap.
CERT-INT30-C_b	Ensure that unsigned integer operations do not wrap.
CERT-INT31-C_a	Ensure that integer conversions do not result in lost or misinterpreted data.
CERT-INT31-C_b	Ensure that integer conversions do not result in lost or misinterpreted data.
CERT-INT31-C_c	Ensure that integer conversions do not result in lost or misinterpreted data.
CERT-INT32-C_a	Ensure that operations on signed integers do not result in overflow.
CERT-INT32-C_b	Ensure that operations on signed integers do not result in overflow.
CERT-INT33-C_a	Ensure that division and remainder operations do not result in divide-by-zero errors.
CERT-INT33-C_b	Ensure that division and remainder operations do not result in divide-by-zero errors.
CERT-INT33-C_c	Ensure that division and remainder operations do not result in divide-by-zero errors.
CERT-INT33-C_d	Ensure that division and remainder operations do not result in divide-by-zero errors.
CERT-INT33-C_e	Ensure that division and remainder operations do not result in divide-by-zero errors.
CERT-INT33-C_f	Ensure that division and remainder operations do not result in divide-by-zero errors.
CERT-INT33-C_g	Ensure that division and remainder operations do not result in divide-by-zero errors.
CERT-INT33-C_h	Ensure that division and remainder operations do not result in divide-by-zero errors.
CERT-INT33-C_i	Ensure that division and remainder operations do not result in divide-by-zero errors.

Table 6: Summary of checks

Check	Synopsis
CERT-INT34-C_a	Do not shift an expression by a negative number of bits or by greater than or equal to the number of bits that exist in the operand.
CERT-INT34-C_b	Do not shift an expression by a negative number of bits or by greater than or equal to the number of bits that exist in the operand.
CERT-INT34-C_c	Do not shift an expression by a negative number of bits or by greater than or equal to the number of bits that exist in the operand.
CERT-INT35-C	Use correct integer precisions.
CERT-INT36-C	Converting a pointer to integer or integer to pointer.
CERT-MEM30-C_a	Do not access freed memory.
CERT-MEM30-C_b	Do not access freed memory.
CERT-MEM30-C_c	Do not access freed memory.
CERT-MEM31-C	Free dynamically allocated memory when no longer needed.
CERT-MEM33-C_a	Allocate and copy structures containing a flexible array member dynamically.
CERT-MEM33-C_b	Allocate and copy structures containing a flexible array member dynamically.
CERT-MEM34-C_a	Only free memory allocated dynamically.
CERT-MEM34-C_b	Only free memory allocated dynamically.
CERT-MEM34-C_c	Only free memory allocated dynamically.
CERT-MEM35-C_a	Allocate sufficient memory for an object.
CERT-MEM35-C_b	Allocate sufficient memory for an object.
CERT-MEM35-C_c	Allocate sufficient memory for an object.
CERT-MEM36-C	Do not modify the alignment of objects by calling <code>realloc()</code> .
CERT-MSC30-C	Do not use the <code>rand()</code> function for generating pseudorandom numbers
CERT-MSC32-C	Properly seed pseudorandom number generators
CERT-MSC33-C	Do not pass invalid data to the <code>asctime()</code> function.

Table 6: Summary of checks

Check	Synopsis
CERT-MSC37-C	Ensure that control never reaches the end of a non-void function
CERT-MSC38-C	Do not treat a predefined identifier as an object if it might only be implemented as a macro
CERT-MSC39-C	Do not call <code>va_arg()</code> on a <code>va_list</code> that has an indeterminate value
CERT-MSC40-C_a	Do not violate constraints.
CERT-MSC40-C_b	Do not violate constraints.
CERT-MSC40-C_c	Do not violate constraints.
CERT-MSC40-C_d	Do not violate constraints.
CERT-MSC41-C_a	Never hard code sensitive information.
CERT-MSC41-C_b	Never hard code sensitive information.
CERT-MSC41-C_c	Never hard code sensitive information.
CERT-PRE31-C	Avoid side effects in arguments to unsafe macros.
CERT-PRE32-C_a	Do not use preprocessor directives in invocations of function-like macros.
CERT-PRE32-C_b	Do not use preprocessor directives in invocations of function-like macros.
CERT-SIG30-C	Call only asynchronous-safe functions within signal handlers
CERT-SIG31-C	Shared objects in a signal handler are accessed or modified.
CERT-SIG34-C	Do not call <code>signal()</code> from within interruptible signal handlers.
CERT-SIG35-C	Do not return from a computational exception signal handler.
CERT-STR30-C	Do not attempt to modify string literals.
CERT-STR31-C_a	Guarantee that storage for strings has sufficient space for character data and the null terminator.
CERT-STR31-C_b	Guarantee that storage for strings has sufficient space for character data and the null terminator.

Table 6: Summary of checks

Check	Synopsis
CERT-STR31-C_c	Guarantee that storage for strings has sufficient space for character data and the null terminator.
CERT-STR31-C_d	Guarantee that storage for strings has sufficient space for character data and the null terminator.
CERT-STR31-C_e	Guarantee that storage for strings has sufficient space for character data and the null terminator.
CERT-STR31-C_f	Guarantee that storage for strings has sufficient space for character data and the null terminator.
CERT-STR31-C_g	Guarantee that storage for strings has sufficient space for character data and the null terminator.
CERT-STR31-C_h	Guarantee that storage for strings has sufficient space for character data and the null terminator.
CERT-STR32-C	Do not pass a non-null-terminated character sequence to a library function that expects a string.
CERT-STR34-C	Cast characters to unsigned char before converting to larger integer sizes.
CERT-STR37-C	Arguments to character-handling functions must be representable as an unsigned char.
CERT-STR38-C	Do not confuse narrow and wide character strings and functions.
SEC-BUFFER-memory-leak-alias	A memory leak is caused by incorrect deallocation.
SEC-BUFFER-memory-leak	A memory leak is caused by incorrect deallocation.
SEC-BUFFER-memset-overflow-pos	A call to memset might overflow the buffer.
SEC-BUFFER-memset-overflow	A call to memset overruns the buffer.
SEC-BUFFER-qsort-overflow-pos	Arguments passed to qsort might cause it to overflow.
SEC-BUFFER-qsort-overflow	Arguments passed to qsort cause it to overflow.

Table 6: Summary of checks

Check	Synopsis
SEC-BUFFER-sprintf-overflow	A call to the sprintf function will overrun the target buffer.
SEC-BUFFER-std-sort-overflow-pos (C++ only)	Use of std::sort might cause a buffer overrun.
SEC-BUFFER-std-sort-overflow (C++ only)	A buffer overrun is caused by use of std::sort.
SEC-BUFFER-strcat-overflow-pos	A call to the strcat function might overrun the target buffer.
SEC-BUFFER-strcat-overflow	A call to the strcat function will overrun the target buffer.
SEC-BUFFER-strcpy-overflow-pos	A call to the strcpy function might overrun the target buffer.
SEC-BUFFER-strcpy-overflow	A call to the strcpy function will overrun the target buffer.
SEC-BUFFER-strncat-overflow-pos	A buffer overrun might be caused by a call to strncat.
SEC-BUFFER-strncat-overflow	A call to strncat causes a buffer overrun.
SEC-BUFFER-strncmp-overflow-pos	A call to strncmp might cause a buffer overrun.
SEC-BUFFER-strncmp-overflow	A buffer overrun is caused by a call to strncmp.
SEC-BUFFER-strncpy-overflow-pos	The target buffer might be overrun by a call to the strncpy function.
SEC-BUFFER-strncpy-overflow	A call to the strncpy function will overrun the target buffer.
SEC-BUFFER-tainted-alloc-size	A user is able to control the amount of memory used in an allocation.
SEC-BUFFER-tainted-copy-length	A tainted value is used as the size of the memory copied from one buffer to another.
SEC-BUFFER-tainted-copy	User input is copied into a buffer.
SEC-BUFFER-tainted-index	An array is accessed with an index derived from user input.
SEC-BUFFER-tainted-offset	A user-controlled variable is used as an offset to a pointer without proper bounds checking.
SEC-BUFFER-use-after-free-all	A pointer is used after it has been freed, on all execution paths.

Table 6: Summary of checks

Check	Synopsis
SEC-BUFFER-use-after-free-some	A pointer is used after it has been freed, on some execution paths.
SEC-DIV-0-compare-after	After a successful comparison with 0, a variable is used as a divisor.
SEC-DIV-0-compare-before	A variable is first used as a divisor, then compared with 0.
SEC-DIV-0-tainted	User input is used as a divisor without validation.
SEC-FILEOP-open-no-close	All file pointers obtained dynamically by means of Standard Library functions must be explicitly released.
SEC-FILEOP-path-traversal	User input is used as a file path, or used to derive a file path.
SEC-FILEOP-use-after-close	A file resource is used after it has been closed.
SEC-INJECTION-sql	User input is improperly used in an SQL statement.
SEC-INJECTION-xpath	User input is improperly used as an XPath expression.
SEC-LOOP-tainted-bound	A user-controlled value is used as part of a loop condition.
SEC-NULL-assignment-fun-pos	A pointer that might have been assigned the value NULL is dereferenced.
SEC-NULL-assignment	A pointer is assigned the value NULL, then dereferenced.
SEC-NULL-cmp-aft	A pointer is dereferenced, then compared with NULL.
SEC-NULL-cmp-bef-fun	A pointer is compared with NULL, then dereferenced by a function.
SEC-NULL-cmp-bef	A pointer is compared with NULL, then dereferenced.
SEC-NULL-literal-pos	A literal pointer expression (e.g. NULL) is dereferenced by a function call.
SEC-STRING-format-string	User input is used as a format string.
SEC-STRING-hard-coded-credential	The application hard codes a username or password to connect to an external component.

Table 6: Summary of checks

Check	Synopsis
MISRAC2004-1.1	Code was found that does not conform to the ISO/IEC 9899:1990 standard.
MISRAC2004-1.2_a	There are read accesses from local buffers that are not preceded by write accesses.
MISRAC2004-1.2_b	On all execution paths, one or more fields are read from a struct before they are initialized.
MISRAC2004-1.2_c	An expression resulting in 0 is used as a divisor.
MISRAC2004-1.2_d	A variable was found that is assigned the value 0, and then used as a divisor.
MISRAC2004-1.2_e	A variable is used as a divisor after a successful comparison with 0.
MISRAC2004-1.2_f	A variable used as a divisor is subsequently compared with 0.
MISRAC2004-1.2_g	A value that is determined using interval analysis to be 0 is used as a divisor.
MISRAC2004-1.2_h	An expression that might be 0 is used as a divisor.
MISRAC2004-1.2_i	A global variable is not checked against 0 before it is used as a divisor.
MISRAC2004-1.2_j	A local variable is not checked against 0 before it is used as a divisor.
MISRAC2004-2.1	Inline assembler statements were found that are not encapsulated in functions.
MISRAC2004-2.2	Uses of // comments were found.
MISRAC2004-2.3	The character sequence /* was found inside comments.
MISRAC2004-2.4	Code sections in comments were found, where the comment ends in ;, {, or } characters.
MISRAC2004-5.1	Identifiers were found that are not distinct in their first 31 characters (#defines, structs, unions, fields, enums, and variables).
MISRAC2004-5.2	An identifier name was found that is not distinct in the first 31 characters from other names in an outer scope.

Table 6: Summary of checks

Check	Synopsis
MISRAC2004-5.3	A typedef declaration was found with a name already used for a previously declared typedef. This is a link analysis check.
MISRAC2004-5.4	A class, struct, union, or enum declaration was found that clashes with a previous declaration. This is a link analysis check.
MISRAC2004-5.5	An identifier is used that might clash with another static identifier.
MISRAC2004-5.6	Identifier reuse in different namespaces
MISRAC2004-5.7	An identifier in a variable, enumeration, struct, #define, or union definition is reused. This is a link analysis check.
MISRAC2004-6.1	Arithmetic is performed on objects of type plain char, without an explicit signed or unsigned qualifier.
MISRAC2004-6.2	A signed or unsigned char is used on character data.
MISRAC2004-6.3	One or more of the basic types char, int, short, long, double, and float are used without a typedef.
MISRAC2004-6.4	Bitfields of plain int type were found.
MISRAC2004-6.5	Signed bitfields consisting of a single bit (excluding anonymous fields) were found.
MISRAC2004-7.1	Uses of octal integer constants were found.
MISRAC2004-8.1	Functions were found that are used despite not having a valid prototype.
MISRAC2004-8.2	An implicit int was found in a declaration.
MISRAC2004-8.3	A declaration and definition for a function were found that use different type qualifiers. This is a link analysis check.
MISRAC2004-8.5_a	A global variable is declared in a header file.
MISRAC2004-8.5_b	One or more non-inlined functions are defined in header files.
MISRAC2004-8.6	A function declaration was found at block scope.

Table 6: Summary of checks

Check	Synopsis
MISRAC2004-8.7	A global object was found that is only referenced from a single function. This is a link analysis check.
MISRAC2004-8.8_a	Multiple declarations of the same external object or function were found.
MISRAC2004-8.8_b	Multiple declarations of the same external object or function were found. This is a link analysis check.
MISRAC2004-8.9	Multiple definitions or no definition were found for an external object or function.
MISRAC2004-8.10	An externally linked object or function was found referenced in only one translation unit. This is a link analysis check.
MISRAC2004-8.12	External arrays are declared without their size being stated explicitly or defined implicitly by initialization.
MISRAC2004-9.1_a	A variable is read before it is assigned a value, on all execution paths.
MISRAC2004-9.1_b	On some execution paths, a variable is read before it is assigned a value.
MISRAC2004-9.1_c	An uninitialized or NULL pointer that is dereferenced was found.
MISRAC2004-9.2	A non-zero array initialization was found that does not exactly match the structure of the array declaration.
MISRAC2004-9.3	Partially initialized enum.
MISRAC2004-10.1_a	An expression of integer type was found that is implicitly converted to a narrower or differently signed underlying type.
MISRAC2004-10.1_b	A complex expression of integer type was found that is implicitly converted to a different underlying type.
MISRAC2004-10.1_c	A non-constant expression of integer type was found that is implicitly converted to a different underlying type in a function argument.

Table 6: Summary of checks

Check	Synopsis
MISRAC2004-10.1_d	A non-constant expression of integer type was found that is implicitly converted to a different underlying type in a return expression.
MISRAC2004-10.2_a	An expression of floating type was found that is implicitly converted to a narrower underlying type.
MISRAC2004-10.2_b	An expression of floating type was found that is implicitly converted to a narrower underlying type.
MISRAC2004-10.2_c	A non-constant expression of floating type was found that is implicitly converted to a different underlying type in a function argument.
MISRAC2004-10.2_d	A non-constant expression of floating type was found that is implicitly converted to a different underlying type in a return expression.
MISRAC2004-10.3	A complex expression of integer type was found that is cast to a wider or differently signed underlying type.
MISRAC2004-10.4	A complex expression of floating type was found that is cast to a wider or different underlying type.
MISRAC2004-10.5	Detected a bitwise operation on unsigned char or unsigned short, that are not immediately cast to this type to ensure consistent truncation.
MISRAC2004-10.6	Constants of unsigned type were found that do not have a U suffix.
MISRAC2004-11.1	Conversions were found between a pointer to a function and a type other than an integral type.
MISRAC2004-11.3	A cast between a pointer type and an integral type was found.
MISRAC2004-11.4	A pointer to object type was found that is cast to a pointer to different object type.
MISRAC2004-11.5	Casts were found that that remove any const or volatile qualification.
MISRAC2004-12.1	Expressions were found without parentheses, making the operator precedence implicit instead of explicit.

Table 6: Summary of checks

Check	Synopsis
MISRAC2004-12.2_a	Expressions were found that depend on the order of evaluation.
MISRAC2004-12.2_b	More than one read access with volatile-qualified type was found within one sequence point.
MISRAC2004-12.2_c	More than one modification access with volatile-qualified type was found within one sequence point.
MISRAC2004-12.3	Size of expressions were found that contain side effects.
MISRAC2004-12.4	Right-hand operands of && or were found that contain side effects.
MISRAC2004-12.5	The operands of a logical && or is not an identifier, a constant, a parenthesized expression or a sequence of the same logical operator.
MISRAC2004-12.6_a	Operands of logical operators (&&, , and !) were found that are not effectively Boolean.
MISRAC2004-12.6_b	Uses of arithmetic operators on Boolean operands were found.
MISRAC2004-12.7	Applications of bitwise operators to signed operands were found.
MISRAC2004-12.8	Shifts were found where the right-hand operand might be negative, or too large.
MISRAC2004-12.9	Uses of unary minus on unsigned expressions were found.
MISRAC2004-12.10	Uses of the comma operator were found.
MISRAC2004-12.11	Found a constant unsigned integer expression that overflows.
MISRAC2004-12.12_a	Found a read access to a field of a union following a write access to a different field, which effectively re-interprets the bit pattern with a different type.
MISRAC2004-12.12_b	An expression was found that provides access to the bit representation of a floating-point variable.

Table 6: Summary of checks

Check	Synopsis
MISRAC2004-12.13	Uses of the increment (++) and decrement (--) operators were found mixed with other operators in an expression.
MISRAC2004-13.1	Assignment operators were found in expressions that yield a Boolean value.
MISRAC2004-13.2_a	Non-Boolean termination conditions were found in <code>do ... while</code> statements.
MISRAC2004-13.2_b	Non-boolean termination conditions were found in <code>for</code> loops.
MISRAC2004-13.2_c	Non-Boolean conditions were found in <code>if</code> statements.
MISRAC2004-13.2_d	Non-Boolean termination conditions were found in <code>while</code> statements.
MISRAC2004-13.2_e	Non-Boolean operands to the conditional (<code>? :</code>) operator were found.
MISRAC2004-13.3	Floating-point comparisons using <code>==</code> or <code>!=</code> were found.
MISRAC2004-13.4	Floating-point values were found in the controlling expression of a <code>for</code> statement.
MISRAC2004-13.5	A <code>for</code> loop counter variable is not initialized in the <code>for</code> loop.
MISRAC2004-13.6	A <code>for</code> loop counter variable was found that is modified in the body of the loop.
MISRAC2004-13.7_a	A comparison using <code>==</code> , <code><</code> , <code><=</code> , <code>></code> , or <code>>=</code> was found that always evaluates to true.
MISRAC2004-13.7_b	A comparison using <code>==</code> , <code><</code> , <code><=</code> , <code>></code> , or <code>>=</code> was found that always evaluates to false.
MISRAC2004-14.1	A part of the application is not executed on any of the execution paths.
MISRAC2004-14.2	A statement was found that potentially contains no side effects.
MISRAC2004-14.3	There are stray semicolons on the same line as other code.
MISRAC2004-14.4	Uses of the <code>goto</code> statement were found.
MISRAC2004-14.5	Uses of the <code>continue</code> statement were found.

Table 6: Summary of checks

Check	Synopsis
MISRAC2004-14.6	Multiple termination points were found in a loop.
MISRAC2004-14.7	More than one point of exit was found in a function, or an exit point before the end of the function.
MISRAC2004-14.8_a	There are missing braces in one or more <code>do ... while</code> statements.
MISRAC2004-14.8_b	There are missing braces in one or more <code>for</code> statements.
MISRAC2004-14.8_c	There are missing braces in one or more <code>switch</code> statements.
MISRAC2004-14.8_d	There are missing braces in one or more <code>while</code> statements.
MISRAC2004-14.9	There are missing braces in one or more <code>if</code> , <code>else</code> , or <code>else if</code> statements.
MISRAC2004-14.10	One or more <code>if ... else if</code> constructs were found that are not terminated with an <code>else</code> clause.
MISRAC2004-15.0	Switch statements were found that do not conform to the MISRA C switch syntax.
MISRAC2004-15.1	Switch labels were found in nested blocks.
MISRAC2004-15.2	Non-empty switch cases were found that are not terminated by a <code>break</code> statement.
MISRAC2004-15.3	Switch statements were found without a default clause, or with a default clause that is not the final clause.
MISRAC2004-15.4	A switch expression was found that represents a value that is effectively Boolean.
MISRAC2004-15.5	Switch statements without case clauses were found.
MISRAC2004-16.1	Functions that are defined using ellipsis (...) notation were found.
MISRAC2004-16.2_a	Functions were found that call themselves directly.
MISRAC2004-16.2_b	Functions were found that call themselves indirectly. This is a link analysis check.

Table 6: Summary of checks

Check	Synopsis
MISRAC2004-16.3	Function prototypes were found that do not give all parameters a name.
MISRAC2004-16.4	The parameter names between the function declaration and definition does not match. This is a link analysis check.
MISRAC2004-16.5	Functions were found that are declared with an empty () parameter list that does not form a valid prototype.
MISRAC2004-16.7	A function was found that does not modify one of its parameters.
MISRAC2004-16.8	For some execution paths, no return statement is executed in a function with a non-void return type.
MISRAC2004-16.9	One or more function addresses are taken without an explicit &.
MISRAC2004-16.10	A return value for a library function that might return an error value is not used.
MISRAC2004-17.1_a	A direct access to a field of a struct was found, that uses an offset from the address of the struct.
MISRAC2004-17.1_b	Detected pointer arithmetic applied to a pointer that references a stack address.
MISRAC2004-17.1_c	Detected invalid pointer arithmetic with an automatic variable that is neither an array nor a pointer.
MISRAC2004-17.2	A subtraction was found between pointers that address elements of different arrays.
MISRAC2004-17.3	A relational operator was found applied to an object of pointer type that does not point into the same object.
MISRAC2004-17.4_a	Pointer arithmetic that is not array indexing was detected.
MISRAC2004-17.4_b	Array indexing was detected applied to an object defined as a pointer type.
MISRAC2004-17.5	One or more declarations of objects were found that contain more than two levels of pointer indirection.

Table 6: Summary of checks

Check	Synopsis
MISRAC2004-17.6_a	Detected the return of a stack address.
MISRAC2004-17.6_b	Detected a stack address stored in a global pointer.
MISRAC2004-17.6_c	Detected a stack address stored in the field of a global struct.
MISRAC2004-17.6_d	Detected a stack address stored outside a function via a parameter.
MISRAC2004-18.1	Structs and unions were found that are used without being defined.
MISRAC2004-18.2	Assignments from one field of a union to another were found.
MISRAC2004-18.4	Unions were detected.
MISRAC2004-19.1	<code>#include</code> directives were found that are not first in the source file.
MISRAC2004-19.2	There are illegal characters in header file names.
MISRAC2004-19.4	A macro definition was found that is not permitted.
MISRAC2004-19.5	A <code>#define</code> or <code>#undef</code> was found inside a block.
MISRAC2004-19.6	<code>#undef</code> directives were found.
MISRAC2004-19.7	Function-like macros were detected.
MISRAC2004-19.10	A macro parameter was not enclosed in parentheses or used as the operand of <code>#</code> or <code>##</code> .
MISRAC2004-19.12	Multiple <code>#</code> or <code>##</code> preprocessor operators were found in a macro definition.
MISRAC2004-19.13	Uses were found of the <code>#</code> and <code>##</code> operators.
MISRAC2004-19.15	Header files were found without <code>#include</code> guards.
MISRAC2004-20.1	Detected a <code>#define</code> or <code>#undef</code> of a reserved identifier in the standard library.
MISRAC2004-20.2	One or more library functions are being overridden.
MISRAC2004-20.3_a	A parameter value (<code><=0</code>) might cause a domain or range error.
MISRAC2004-20.3_b	A parameter value (<code><0</code>) might cause a domain or range error.

Table 6: Summary of checks

Check	Synopsis
MISRAC2004-20.3_c	A parameter value ($\neq 0$) might cause a domain or range error.
MISRAC2004-20.3_d	A parameter value (> 1) might cause domain or range error.
MISRAC2004-20.3_e	A parameter value ($>= 1$) might cause domain or range error.
MISRAC2004-20.3_f	A parameter value (< -1) might cause a domain or range error.
MISRAC2004-20.3_g	A parameter value ($<=-1$) might cause a domain or range error.
MISRAC2004-20.3_h	A parameter value (> 255) might cause a domain or range error.
MISRAC2004-20.3_i	A parameter value (min) might cause a domain or range error.
MISRAC2004-20.4	Detected use of malloc, calloc, realloc, or free.
MISRAC2004-20.5	Detected use of the error indicator errno.
MISRAC2004-20.6	Detected use of the built-in function offsetof.
MISRAC2004-20.7	Detected use of setjmp.h.
MISRAC2004-20.8	Use of signal.h was detected.
MISRAC2004-20.9	Use of stdio.h was detected.
MISRAC2004-20.10	Use of the functions atof, atoi, atol, or atoll was detected.
MISRAC2004-20.11	Use of the functions abort, exit, getenv, or system was detected.
MISRAC2004-20.12	Use of the time.h functions was detected: asctime, clock, ctime, difftime, gmtime, localtime, mktime, strftime, or time.
MISRAC2012-Dir-4.3	Inline assembler statements were found that are not encapsulated in functions.
MISRAC2012-Dir-4.4	Code sections in comments were found where the comment ends with a ';', '{', or '}' character.
MISRAC2012-Dir-4.5	Identifiers in the same namespace, with overlapping visibility, should be typographically unambiguous.

Table 6: Summary of checks

Check	Synopsis
MISRAC2012-Dir-4.6_a	The basic types char, int, short, long, double, and float are used without a typedef.
MISRAC2012-Dir-4.6_b	Typedefs of basic types were found with names that do not indicate the size or signedness.
MISRAC2012-Dir-4.7_a	Returned error information should be tested.
MISRAC2012-Dir-4.7_b	Returned error information should be tested.
MISRAC2012-Dir-4.7_c	Returned error information should be tested.
MISRAC2012-Dir-4.8	The implementation of a structure is unnecessarily exposed to a translation unit.
MISRAC2012-Dir-4.9	Function-like macros were detected.
MISRAC2012-Dir-4.10	Header files were found without #include guards.
MISRAC2012-Dir-4.11_a	A parameter value (≤ 0) might cause a domain or range error.
MISRAC2012-Dir-4.11_b	A parameter value (< 0) might cause a domain or range error.
MISRAC2012-Dir-4.11_c	A parameter value ($= 0$) might cause a domain or range error.
MISRAC2012-Dir-4.11_d	A parameter value (> 1) might cause domain or range error.
MISRAC2012-Dir-4.11_e	A parameter value ($>= 1$) might cause domain or range error.
MISRAC2012-Dir-4.11_f	A parameter value (< -1) might cause a domain or range error.
MISRAC2012-Dir-4.11_g	A parameter value (≤ -1) might cause a domain or range error.
MISRAC2012-Dir-4.11_h	A parameter value (> 255) might cause a domain or range error.
MISRAC2012-Dir-4.11_i	A parameter value (min) might cause a domain or range error.
MISRAC2012-Dir-4.12	Dynamic memory allocation found.
MISRAC2012-Dir-4.13_a	A mutex is locked, but not unlocked
MISRAC2012-Dir-4.13_b	Incorrect deallocation causes memory leak.
MISRAC2012-Dir-4.13_c	A file pointer is never closed.
MISRAC2012-Dir-4.13_d	A pointer is used after it has been freed.

Table 6: Summary of checks

Check	Synopsis
MISRAC2012-Dir-4.13_e	A pointer is used after it has been freed.
MISRAC2012-Dir-4.13_f	A file resource is used after it has been closed.
MISRAC2012-Dir-4.13_g	A pointer is freed without having been allocated.
MISRAC2012-Dir-4.13_h	A struct field is deallocated without first having been allocated.
MISRAC2012-Dir-4.14_a	User input used as an argument to printf without validation.
MISRAC2012-Dir-4.14_b	A user is able to control the amount of memory used in an allocation.
MISRAC2012-Dir-4.14_c	User input is copied into a buffer.
MISRAC2012-Dir-4.14_d	A tainted value is used as the size of the memory copied from one buffer to another.
MISRAC2012-Dir-4.14_e	An array is accessed with an index derived from user input.
MISRAC2012-Dir-4.14_f	A user-controlled variable is used as an offset to a pointer without proper bounds checking.
MISRAC2012-Dir-4.14_g	User input is used as a divisor without validation.
MISRAC2012-Dir-4.14_h	A user-controlled value is used as part of a loop condition.
MISRAC2012-Dir-4.14_i	User input is used as a value in the environment.
MISRAC2012-Dir-4.14_j	User input is improperly used in an LDAP query.
MISRAC2012-Dir-4.14_l	User input is improperly used in an SQL statement.
MISRAC2012-Dir-4.14_m	User input is improperly used as an XPath expression.
MISRAC2012-Dir-4.15	Unhandled infinite or NaN in floating-point expressions found.
MISRAC2012-Rule-1.3_a	An expression resulting in 0 is used as a divisor.
MISRAC2012-Rule-1.3_b	A variable was found that is assigned the value 0, and then used as a divisor.
MISRAC2012-Rule-1.3_c	A variable is used as a divisor after a successful comparison with 0.
MISRAC2012-Rule-1.3_d	A variable used as a divisor is subsequently compared with 0.

Table 6: Summary of checks

Check	Synopsis
MISRAC2012-Rule-1.3_e	A value that is determined using interval analysis to be 0 is used as a divisor.
MISRAC2012-Rule-1.3_f	An expression that might be 0 is used as a divisor.
MISRAC2012-Rule-1.3_g	A global variable is not checked against 0 before it is used as a divisor.
MISRAC2012-Rule-1.3_h	A local variable is not checked against 0 before it is used as a divisor.
MISRAC2012-Rule-1.3_i	Expressions found that depend on order of evaluation.
MISRAC2012-Rule-1.3_j	A variable is read before it is assigned a value.
MISRAC2012-Rule-1.3_k	A variable is read before it is assigned a value.
MISRAC2012-Rule-1.3_l	A call to <code>strcat</code> causes a destination buffer overrun.
MISRAC2012-Rule-1.3_m	A function pointer is used in an invalid context.
MISRAC2012-Rule-1.3_n	The left-hand side of a right shift operation might be a negative value.
MISRAC2012-Rule-1.3_o	A pointer is used after it has been freed.
MISRAC2012-Rule-1.3_p	A pointer is used after it has been freed.
MISRAC2012-Rule-1.3_q	Might return an address on the stack.
MISRAC2012-Rule-1.3_r	A stack address is stored in a global pointer.
MISRAC2012-Rule-1.3_s	A stack address is stored outside a function via a parameter.
MISRAC2012-Rule-1.3_t	A call to <code>memcpy</code> or <code>memmove</code> causes the memory to overrun.
MISRAC2012-Rule-1.3_u	A call to <code>memset</code> causes a buffer overrun.
MISRAC2012-Rule-1.3_v	A call to <code>strcpy</code> causes a destination buffer overrun.
MISRAC2012-Rule-1.4	Uses of <code>_Noreturn</code> , <code>_Atomic</code> , <code>_Thread_local</code> , <code>_Alignas</code> , <code>_Alignof</code> or <code>__STDC_WANT_LIB_EXT1__</code> were found.
MISRAC2012-Rule-1.5_b	The use of function declarators with empty parentheses (not prototype-format parameter type declarators) is an obsolescent feature.

Table 6: Summary of checks

Check	Synopsis
MISRAC2012-Rule-1.5_c	The use of macro <code>ATOMIC_VAR_INIT</code> is an obsolescent feature.
MISRAC2012-Rule-1.5_d	The ability to undefine and perhaps then redefine the macros <code>bool</code> , <code>true</code> , and <code>false</code> is an obsolescent feature.
MISRAC2012-Rule-1.5_e	The <code>gets</code> function is obsolescent, and is deprecated.
MISRAC2012-Rule-1.5_f	The use of <code>ungetc</code> on a binary stream where the file position indicator is zero prior to the call is an obsolescent feature.
MISRAC2012-Rule-1.5_g	Found obsolescent use of <code>realloc</code> with size argument zero.
MISRAC2012-Rule-2.1_a	A case statement within a switch statement cannot be reached.
MISRAC2012-Rule-2.1_b	A part of the application is never executed.
MISRAC2012-Rule-2.2_a	A statement potentially contains no side effects.
MISRAC2012-Rule-2.2_b	A field in a struct is assigned a non-trivial value that is never used.
MISRAC2012-Rule-2.2_c	A variable is assigned a value that is never used.
MISRAC2012-Rule-2.3	Unused type declaration. This is a link analysis check.
MISRAC2012-Rule-2.4	Unused tag declarations were found. This is a link analysis check.
MISRAC2012-Rule-2.5	An unused macro declaration was found. This is a link analysis check.
MISRAC2012-Rule-2.6	A function was found that contains an unused label declaration.
MISRAC2012-Rule-2.7	A function parameter is declared but not used.
MISRAC2012-Rule-2.8_a	Unused external object definition. This is a link analysis check.
MISRAC2012-Rule-2.8_b	Unused internal object definition. This is a link analysis check.
MISRAC2012-Rule-2.8_c	Unused local variable definition.
MISRAC2012-Rule-3.1	The character sequences <code>/*</code> and <code>//</code> were found within a comment.

Table 6: Summary of checks

Check	Synopsis
MISRAC2012-Rule-3.2	Line-splicing was found in // comments.
MISRAC2012-Rule-5.1	An external identifier was found that is not unique for the first 31 characters, but still not identical to another identifier. This is a link analysis check.
MISRAC2012-Rule-5.2_c89	Identifier names were found that are not distinct in their first 31 characters from other names in the same scope.
MISRAC2012-Rule-5.2_c99	Identifier names were found that are not distinct in their first 63 characters from other names in the same scope.
MISRAC2012-Rule-5.3_c89	Identifier names were found that are not distinct in their first 31 characters from other names in an outer scope.
MISRAC2012-Rule-5.3_c99	Identifier names were found that are not distinct in their first 63 characters from other names in an outer scope.
MISRAC2012-Rule-5.4_c89	Macro names were found that are not distinct in their first 31 characters from their macro parameters or other macro names.
MISRAC2012-Rule-5.4_c99	Macro names were found that are not distinct in their first 63 characters from their macro parameters or other macro names.
MISRAC2012-Rule-5.5_c89	Non-macro identifiers were found that are not distinct in their first 31 characters from macro names.
MISRAC2012-Rule-5.5_c99	Non-macro identifiers were found that are not distinct in their first 63 characters from macro names.
MISRAC2012-Rule-5.6	A typedef with this name has already been declared. This is a link analysis check.
MISRAC2012-Rule-5.7	A class, struct, union, or enum declaration clashes with a previous declaration. This is a link analysis check.
MISRAC2012-Rule-5.8	One or more external identifier names were found that are not unique. This is a link analysis check.

Table 6: Summary of checks

Check	Synopsis
MISRAC2012-Rule-5.9	An internal identifier name was found that is not unique. This is a link analysis check.
MISRAC2012-Rule-6.1	Bitfields of plain int type were found.
MISRAC2012-Rule-6.2	Signed single-bit bitfields (excluding anonymous fields) were found.
MISRAC2012-Rule-6.3	A bit field member in a union was found.
MISRAC2012-Rule-7.1	Octal integer constants are used.
MISRAC2012-Rule-7.2	There are unsigned integer constants without a U suffix.
MISRAC2012-Rule-7.3	The lower case character l was found used as a suffix on numeric constants.
MISRAC2012-Rule-7.4_a	A string literal was found assigned to a variable that is not declared as constant.
MISRAC2012-Rule-7.4_b	Part of a string literal was found that is modified via the array subscript operator [].
MISRAC2012-Rule-7.5	Integer macro with inappropriate form found.
MISRAC2012-Rule-7.6	Small integer constant macro found.
MISRAC2012-Rule-8.1	An object or function of the type int is declared or defined, but its type is not explicitly stated.
MISRAC2012-Rule-8.2_a	There are functions declared with an empty () parameter list that does not form a valid prototype.
MISRAC2012-Rule-8.2_b	Function prototypes were found with unnamed parameters.
MISRAC2012-Rule-8.3	Multiple declarations of an object or function were found that use different names and type qualifiers. This is a link analysis check.
MISRAC2012-Rule-8.4	An extern definition is missing a compatible declaration.
MISRAC2012-Rule-8.5_a	Multiple declarations of the same external object or function were found.
MISRAC2012-Rule-8.5_b	Multiple declarations of the same external object or function were found. This is a link analysis check.

Table 6: Summary of checks

Check	Synopsis
MISRAC2012-Rule-8.6	Multiple definitions or no definition were found for an external object or function.
MISRAC2012-Rule-8.7	An externally linked object or function was found referenced in only one translation unit. This is a link analysis check.
MISRAC2012-Rule-8.9_a	A global object was found that is only referenced from a single function.
MISRAC2012-Rule-8.9_b	A global object was found that is only referenced from a single function. This is a link analysis check.
MISRAC2012-Rule-8.10	Inline functions were found that are not declared as static.
MISRAC2012-Rule-8.11	One or more external arrays are declared without their size being stated explicitly or defined implicitly by initialization.
MISRAC2012-Rule-8.12	A duplicated implicit enumeration constant was found.
MISRAC2012-Rule-8.13	A pointer was found that is not const-qualified.
MISRAC2012-Rule-8.14	The <code>restrict</code> type qualifier was found used in function parameters.
MISRAC2012-Rule-8.15	Found different explicit alignment specification. This is a link analysis check.
MISRAC2012-Rule-8.16	Found alignment specification of zero.
MISRAC2012-Rule-8.17	Found multiple alignment specifications.
MISRAC2012-Rule-9.1_a	A possible dereference of an uninitialized or <code>NULL</code> pointer was found.
MISRAC2012-Rule-9.1_b	Read accesses from local buffers were found that are not preceded by writes.
MISRAC2012-Rule-9.1_d	A field of a local struct is read before it is initialized.
MISRAC2012-Rule-9.1_e	On all execution paths, there is a variable that is read before it is assigned a value.
MISRAC2012-Rule-9.2	An initializer for an aggregate or union was found that is not enclosed in braces.
MISRAC2012-Rule-9.3	Arrays were found that are partially initialized.

Table 6: Summary of checks

Check	Synopsis
MISRAC2012-Rule-9.4	An object field was found that is initialized more than once. The last initialization will overwrite previous value(s).
MISRAC2012-Rule-9.5_a	Arrays, initialized with designated initializers but with no fixed length, were found.
MISRAC2012-Rule-9.5_b	A flexible array member was found that is initialized with a designated initializer.
MISRAC2012-Rule-9.6	Chained designators initializer without designators.
MISRAC2012-Rule-9.7	Uninitialized Atomic object accessed.
MISRAC2012-Rule-10.1_R1	An expression of essentially floating type point type is used on a non-compliant operand.
MISRAC2012-Rule-10.1_R2	An operand was found that is not of essentially Boolean type, despite being interpreted as a Boolean value.
MISRAC2012-Rule-10.1_R3	An operand was found that is of essentially Boolean type, despite being interpreted as a numeric value.
MISRAC2012-Rule-10.1_R4	An operand was found that is of essentially character type, despite being interpreted as a numeric value.
MISRAC2012-Rule-10.1_R5	An operand that is of essentially enum type is used in an arithmetic operation, because an enum object uses an implementation-defined integer type.
MISRAC2012-Rule-10.1_R6	Shift and bitwise operations were found performed on operands of essentially signed type.
MISRAC2012-Rule-10.1_R7	The right-hand operand of a shift operator is not of essentially unsigned type.
MISRAC2012-Rule-10.1_R8	An operand of essentially unsigned typed is used as the operand to the unary minus operator.
MISRAC2012-Rule-10.1_R10	An operand of essentially floating type is used as the operand to equal or not equal operator.
MISRAC2012-Rule-10.2	Expressions of essentially character type were found used inappropriately in addition and subtraction operations.

Table 6: Summary of checks

Check	Synopsis
MISRAC2012-Rule-10.3	The value of an expression was found assigned to an object with a narrower essential type or a different essential type category.
MISRAC2012-Rule-10.4_a	Operands of an operator in which the usual arithmetic conversions are performed were found, that do not have the same essential type category.
MISRAC2012-Rule-10.4_b	The second and third operands of the ternary operator do not have the same essential type category.
MISRAC2012-Rule-10.5	A value of an expression was found that is cast to an inappropriate essential type.
MISRAC2012-Rule-10.6	The value of a composite expression is assigned to an object with wider essential type.
MISRAC2012-Rule-10.7	An operator in which the usual arithmetic conversions are performed was found, where a composite expression is used as one of the operands, but the other operand is of wider essential type.
MISRAC2012-Rule-10.8	A composite expression was found whose value is cast to a different essential type category or a wider essential type.
MISRAC2012-Rule-11.1	Conversion between a pointer to a function and another type were found.
MISRAC2012-Rule-11.2	A conversion from or to an incomplete type pointer was found.
MISRAC2012-Rule-11.3	A pointer to object type is cast to a pointer to a different object type.
MISRAC2012-Rule-11.4	A cast between a pointer type and an integral type was found.
MISRAC2012-Rule-11.5	A conversion from a pointer to void into a pointer to object was found.
MISRAC2012-Rule-11.6	A conversion between a pointer to void and an arithmetic type was found.
MISRAC2012-Rule-11.7	A cast between a pointer to object and a non-integer arithmetic type was found.

Table 6: Summary of checks

Check	Synopsis
MISRAC2012-Rule-11.8	A cast that removes a const or volatile qualification was found.
MISRAC2012-Rule-11.9	An integer constant was found where the NULL macro should be.
MISRAC2012-Rule-11.10	_Atomic qualifier applied to void
MISRAC2012-Rule-12.1	Implicit operator precedence was detected, without parenthesis to make it explicit.
MISRAC2012-Rule-12.2	Out of range shifts were found
MISRAC2012-Rule-12.3	There are uses of the comma operator.
MISRAC2012-Rule-12.4	Evaluation of constant expressions lead to unsigned integer wraparound.
MISRAC2012-Rule-12.5	A parameter declared as 'array of type' is used as operand to the sizeof operator.
MISRAC2012-Rule-12.6	Member of atomic object directly accessed.
MISRAC2012-Rule-13.1	The initialization list of an array contains side effects.
MISRAC2012-Rule-13.2_a	Expressions that depend on order of evaluation were found.
MISRAC2012-Rule-13.2_b	There are multiple read accesses with volatile-qualified type within one and the same sequence point.
MISRAC2012-Rule-13.2_c	There are multiple write accesses with volatile-qualified type within one and the same sequence point.
MISRAC2012-Rule-13.3	The increment (++) and decrement (--) operators are being used mixed with other operators in an expression.
MISRAC2012-Rule-13.4_a	An assignment might be mistakenly used as the condition for an if, for, while, or do statement.
MISRAC2012-Rule-13.4_b	Assignments were found in a sub-expression.
MISRAC2012-Rule-13.5	There are right-hand operands of && or operators that contain side effects.
MISRAC2012-Rule-13.6	The operand of the sizeof operator contains an expression that has potential side effects.
MISRAC2012-Rule-14.1_a	A loop counter were found having floating type.

Table 6: Summary of checks

Check	Synopsis
MISRAC2012-Rule-14.1_b	A variable of essentially float type that is used in the loop condition, is then modified in the loop body.
MISRAC2012-Rule-14.2	A malformed <code>for</code> loop was found.
MISRAC2012-Rule-14.3_a	The condition in an <code>if</code> , <code>for</code> , <code>while</code> , <code>do-while</code> , or ternary operator will always be true.
MISRAC2012-Rule-14.3_b	The condition in <code>if</code> , <code>for</code> , <code>while</code> , <code>do-while</code> , or ternary operator will never be true.
MISRAC2012-Rule-14.4_a	Non-Boolean termination conditions were found in <code>do ... while</code> statements.
MISRAC2012-Rule-14.4_b	Non-Boolean termination conditions were found in <code>for</code> loops.
MISRAC2012-Rule-14.4_c	Non-Boolean conditions were found in <code>if</code> statements.
MISRAC2012-Rule-14.4_d	Non-Boolean termination conditions were found in <code>while</code> statements.
MISRAC2012-Rule-15.1	Uses of the <code>goto</code> statement were found.
MISRAC2012-Rule-15.2	A <code>goto</code> statement is declared after the destination label.
MISRAC2012-Rule-15.3	The destination of a <code>goto</code> statement is a nested code block.
MISRAC2012-Rule-15.4	One or more iteration statements are terminated by more than one <code>break</code> or <code>goto</code> statements.
MISRAC2012-Rule-15.5	One or more functions have multiple exit points or an exit point that is not at the end of the function.
MISRAC2012-Rule-15.6_a	There are missing braces in <code>do ... while</code> statements.
MISRAC2012-Rule-15.6_b	There are missing braces in <code>for</code> statements.
MISRAC2012-Rule-15.6_c	There are missing braces in <code>if</code> , <code>else</code> , or <code>else if</code> statements.
MISRAC2012-Rule-15.6_d	There are missing braces in <code>switch</code> statements.
MISRAC2012-Rule-15.6_e	There are missing braces in <code>while</code> statements.

Table 6: Summary of checks

Check	Synopsis
MISRAC2012-Rule-15.7	If <code>... else if</code> constructs that are not terminated with an <code>else</code> clause were detected.
MISRAC2012-Rule-16.1	Detected switch statements that do not conform to the MISRA C switch syntax.
MISRAC2012-Rule-16.2	Switch labels were found in nested blocks.
MISRAC2012-Rule-16.3	Non-empty switch cases were found that are not terminated by a <code>break</code> .
MISRAC2012-Rule-16.4	Switch statements without a default clause were found.
MISRAC2012-Rule-16.5	A switch was found whose default label is neither the first nor the last label of the switch.
MISRAC2012-Rule-16.6	Switch statements without case clauses were found.
MISRAC2012-Rule-16.7	A switch expression was found that represents a value that is effectively Boolean.
MISRAC2012-Rule-17.1	Inclusion of the <code>stdarg</code> header file was detected.
MISRAC2012-Rule-17.2_a	There are functions that call themselves directly.
MISRAC2012-Rule-17.2_b	There are functions that call themselves indirectly. This is a link analysis check.
MISRAC2012-Rule-17.3	Functions are used without prototyping.
MISRAC2012-Rule-17.4	For some execution paths, no return statement is executed in a function with a non-void return type.
MISRAC2012-Rule-17.5	A function call is made with the wrong array type argument.
MISRAC2012-Rule-17.6	There are array parameters with the <code>static</code> keyword between the <code>[]</code> .
MISRAC2012-Rule-17.7	There are unused function return values (other than overloaded operators).
MISRAC2012-Rule-17.8	A function parameter was found that is modified.
MISRAC2012-Rule-17.9	A function with a <code>_Noreturn</code> function specifier returns.
MISRAC2012-Rule-17.10	A function with a <code>_Noreturn</code> function specifier has non void return type.

Table 6: Summary of checks

Check	Synopsis
MISRAC2012-Rule-17.11	Found a function expected to have <code>_Noreturn</code> function specifier.
MISRAC2012-Rule-17.12	A function identifier was found that is not preceded by <code>&</code> and has no parenthesized parameter list.
MISRAC2012-Rule-17.13	Found a type qualified function type.
MISRAC2012-Rule-18.1_a	An array access is out of bounds.
MISRAC2012-Rule-18.1_b	An array access might be out of bounds, depending on which path is executed.
MISRAC2012-Rule-18.1_c	A pointer to an array is used outside the array bounds.
MISRAC2012-Rule-18.1_d	A pointer to an array is potentially used outside the array bounds.
MISRAC2012-Rule-18.2	A subtraction was found between pointers that address elements of different arrays.
MISRAC2012-Rule-18.3	A relational operator was found applied to an object of pointer type that does not point into the same object.
MISRAC2012-Rule-18.4	A <code>+</code> , <code>-</code> , <code>+=</code> , or <code>-=</code> operator was found applied to an expression of pointer type.
MISRAC2012-Rule-18.5	Declarations that contain more than two levels of pointer indirection have been found.
MISRAC2012-Rule-18.6_a	Might return address on the stack.
MISRAC2012-Rule-18.6_b	A stack address is stored in a global pointer.
MISRAC2012-Rule-18.6_c	A stack address is stored in the field of a global struct.
MISRAC2012-Rule-18.6_d	A stack address is stored outside a function via a parameter.
MISRAC2012-Rule-18.7	Flexible array members are declared.
MISRAC2012-Rule-18.8	There are arrays declared with a variable length.
MISRAC2012-Rule-18.9	Array-to-pointer conversion of an object with temporary lifetime.
MISRAC2012-Rule-18.10	Pointer to variably-modified array type used.
MISRAC2012-Rule-19.1	Assignments from one field of a union to another were found.

Table 6: Summary of checks

Check	Synopsis
MISRAC2012-Rule-19.2	Unions were found.
MISRAC2012-Rule-20.1	<code>#include</code> directives were found that are not first in the source file.
MISRAC2012-Rule-20.2	Illegal characters were found in the names of header files.
MISRAC2012-Rule-20.4_c89	A macro was found defined with the same name as a keyword.
MISRAC2012-Rule-20.4_c99	A macro was found defined with the same name as a keyword.
MISRAC2012-Rule-20.5	Found occurrences of <code>#undef</code> .
MISRAC2012-Rule-20.6_a	A preprocessing directive was found within a macro argument.
MISRAC2012-Rule-20.6_b	A preprocessing directive was found within a macro argument.
MISRAC2012-Rule-20.7	An expansion of macro parameters was found that is not enclosed in parentheses.
MISRAC2012-Rule-20.10	<code>#</code> and <code>##</code> operators were found in macro definitions.
MISRAC2012-Rule-20.11	A macro parameter immediately following a <code>#</code> was found that is immediately followed by a <code>##</code> .
MISRAC2012-Rule-20.13	A line was found whose first token is <code>#</code> but that is not a valid preprocessing directive.
MISRAC2012-Rule-20.14	Unbalanced <code>##if/#endif</code> preprocessor directives were found.
MISRAC2012-Rule-21.1	Detected a <code>#define</code> or <code>#undef</code> of a reserved identifier in the standard library.
MISRAC2012-Rule-21.2	One or more library functions are being overridden.
MISRAC2012-Rule-21.3	Uses of <code>malloc</code> , <code>calloc</code> , <code>realloc</code> , <code>aligned_alloc</code> , or <code>free</code> were found.
MISRAC2012-Rule-21.4	Found uses of <code>setjmp.h</code> .
MISRAC2012-Rule-21.5	Uses of <code>signal.h</code> were found.
MISRAC2012-Rule-21.6	Uses of <code>stdio.h</code> or <code>wchar.h</code> were found.
MISRAC2012-Rule-21.7	Uses of <code>atof</code> , <code>atoi</code> , <code>atol</code> , and <code>atoll</code> were found.

Table 6: Summary of checks

Check	Synopsis
MISRAC2012-Rule-21.8	Uses of abort, exit, getenv, and system were found.
MISRAC2012-Rule-21.9	Uses of the library functions bsearch and qsort in stdlib.h were found.
MISRAC2012-Rule-21.10	Use of the following wcsftime and time.h functions was found: asctime, clock, ctime, difftime, gmtime, localtime, mktime, strftime and time.
MISRAC2012-Rule-21.11	Use of the standard header file tgmth.h was found.
MISRAC2012-Rule-21.12_a	The exception-handling features of <fenv.h> are used.
MISRAC2012-Rule-21.12_b	Macros are used in <fenv.h>.
MISRAC2012-Rule-21.12_c	The standard header file <fenv.h> is used.
MISRAC2012-Rule-21.13	Any value passed to a function in <ctype.h> shall be representable as an unsigned char or be the value EOF.
MISRAC2012-Rule-21.14	The Standard Library function memcmp shall not be used to compare null terminated strings.
MISRAC2012-Rule-21.15	The pointer arguments to memcpy, memmove and memcmp have different types.
MISRAC2012-Rule-21.16	The types of the pointer arguments to memcmp are not essentially signed, unsigned, Boolean or enum type.
MISRAC2012-Rule-21.17_a	A call to strlen might cause destination buffer overrun.
MISRAC2012-Rule-21.17_b	A call to strcat might cause destination buffer overrun.
MISRAC2012-Rule-21.17_c	A call to strcpy might cause destination buffer overrun.
MISRAC2012-Rule-21.17_d	A call to strncat might cause a destination buffer overrun.
MISRAC2012-Rule-21.17_e	A call to strncmp might cause a buffer overrun.
MISRAC2012-Rule-21.17_f	A call to strncpy might cause a destination buffer overrun.

Table 6: Summary of checks

Check	Synopsis
MISRAC2012-Rule-21.18_a	A call to a function in <string.h> causes a buffer overrun.
MISRAC2012-Rule-21.18_b	A call to <code>memchr</code> causes a buffer overrun.
MISRAC2012-Rule-21.19_a	The pointer returned by <code>localeconv</code> , <code>getenv</code> , <code>setlocale</code> or, <code>strerror</code> is assigned to a non-const type.
MISRAC2012-Rule-21.19_b	The pointer returned by <code>localeconv</code> , <code>getenv</code> , <code>setlocale</code> or, <code>strerror</code> is assigned to a non-const type.
MISRAC2012-Rule-21.20	A pointer returned by <code>asctime</code> , <code>ctime</code> , <code>gmtime</code> , <code>localtime</code> , <code>localeconv</code> , <code>getenv</code> , <code>setlocale</code> or <code>strerror</code> is used after following a subsequent call to the same function.
MISRAC2012-Rule-21.21	Uses of <code>system</code> were found.
MISRAC2012-Rule-21.22	Uses of bad type argument to <code>tgmath.h</code> macro were found.
MISRAC2012-Rule-21.23	Uses of differently typed arguments to <code>tgmath.h</code> macro were found.
MISRAC2012-Rule-21.24	Uses of <code>srand</code> , <code>rand</code> were found.
MISRAC2012-Rule-21.25	Use of other than <code>memory_order_seq_cst</code> parameter found.
MISRAC2012-Rule-22.1_a	A memory leak due to incorrect deallocation was detected.
MISRAC2012-Rule-22.1_b	A file pointer is never closed.
MISRAC2012-Rule-22.2_a	A memory location is freed more than once.
MISRAC2012-Rule-22.2_b	Freeing a memory location more than once on some paths but not others.
MISRAC2012-Rule-22.2_c	A stack address might be freed.
MISRAC2012-Rule-22.3	A file was found that is open for read and write access at the same time on different streams.
MISRAC2012-Rule-22.4	A file opened as read-only is written to.
MISRAC2012-Rule-22.5_a	A pointer to a FILE object is dereferenced.
MISRAC2012-Rule-22.5_b	A file pointer was found that is implicitly dereferenced by a library function.

Table 6: Summary of checks

Check	Synopsis
MISRAC2012-Rule-22.6	A file pointer was found that is used after it has been closed.
MISRAC2012-Rule-22.7_a	The macro EOF is compared with a value not originating from a function capable of returning EOF.
MISRAC2012-Rule-22.7_b	The macro EOF is compared with a value not originating from a function capable of returning EOF.
MISRAC2012-Rule-22.8	errno is not set to zero prior a call to an errno-setting-function.
MISRAC2012-Rule-22.9	errno is not tested against zero after a call to an errno-setting-function.
MISRAC2012-Rule-22.10	errno is tested after a call to function that is not an errno-setting-function.
MISRAC2012-Rule-23.1	Found generic selection not in a macro.
MISRAC2012-Rule-23.2	Found generic selection with potential side effects in controlling expression.
MISRAC2012-Rule-23.3	Found generic selection without non default association.
MISRAC2012-Rule-23.4	Found generic association with inappropriate type.
MISRAC2012-Rule-23.5	Found generic selection depending on implicit pointer type conversion.
MISRAC2012-Rule-23.6	Found generic selection not using an essential type that matches its standard type.
MISRAC2012-Rule-23.7	Found generic selection evaluating argument not exactly once.
MISRAC2012-Rule-23.8	Found generic selection with default association not first or last.
MISRAC++2008-0-1-1	A part of the application is never executed.
MISRAC++2008-0-1-2_a	The condition in if, for, while, do-while statement sequences and the ternary operator is always met.
MISRAC++2008-0-1-2_b	The condition in if, for, while, do-while statement sequences and the ternary operator will never be met.

Table 6: Summary of checks

Check	Synopsis
MISRAC++2008-0-1-2_c	A case statement within a switch statement is unreachable.
MISRAC++2008-0-1-3	A variable is never read or written during execution.
MISRAC++2008-0-1-4_a	A variable is only used once.
MISRAC++2008-0-1-4_b	A global variable is only used once.
MISRAC++2008-0-1-6	A variable is assigned a value that is never used.
MISRAC++2008-0-1-7	There are unused function return values (excluding overloaded operators)
MISRAC++2008-0-1-8	There are functions with no effect. A function with no return type and no side effects effectively does nothing.
MISRAC++2008-0-1-9	A part of the application is never executed.
MISRAC++2008-0-1-11	A function parameter is declared but not used.
MISRAC++2008-0-2-1	There are assignments from one field of a union to another.
MISRAC++2008-0-3-2	The return value for a library function that might return an error value is not used.
MISRAC++2008-2-7-1	Detected /* inside comments
MISRAC++2008-2-7-2	Commented-out code has been detected. (To allow comments to contain pseudo-code or code samples, only comments that end in ;, {, or } characters are considered to be commented-out code.)
MISRAC++2008-2-7-3	Commented-out code has been detected. (To allow comments to contain pseudo-code or code samples, only comments that end in ', {, or } characters are considered to be commented-out code.)
MISRAC++2008-2-10-1	Two identifiers have names that can be confused with each other.
MISRAC++2008-2-10-2 (C++ only)	There are identifier names that are not distinct from other names in an outer scope.
MISRAC++2008-2-10-3	A typedef with this name has already been declared. This is a link analysis check.

Table 6: Summary of checks

Check	Synopsis
MISRAC++2008-2-10-4	A class, struct, union, or enum declaration clashes with a previous declaration. This is a link analysis check.
MISRAC++2008-2-10-5	An identifier is used that might clash with another static identifier.
MISRAC++2008-2-10-6 (C++ only)	There is a clash with type names.
MISRAC++2008-2-13-2	Octal integer constants are used.
MISRAC++2008-2-13-3	There are unsigned integer constants without a U suffix.
MISRAC++2008-2-13-4_a	Suffixes on floating-point constants are lower case.
MISRAC++2008-2-13-4_b	Suffixes on integer constants are lower case.
MISRAC++2008-3-1-1	Non-inline functions have been defined in header files.
MISRAC++2008-3-1-3	One or more external arrays are declared without their size being stated explicitly or defined implicitly by initialization.
MISRAC++2008-3-9-2	There are uses of the basic types char, int, short, long, double, and float without a typedef.
MISRAC++2008-3-9-3	An expression provides access to the bit-representation of a floating-point variable.
MISRAC++2008-4-5-1	Arithmetic operators are used on boolean operands.
MISRAC++2008-4-5-2	Unsafe operators are used on variables of enumeration type.
MISRAC++2008-4-5-3	Arithmetic is performed on objects of type plain char, without an explicit signed or unsigned qualifier.
MISRAC++2008-5-0-1_a	There are expressions that depend on the order of evaluation.
MISRAC++2008-5-0-1_b	There are more than one read access with volatile-qualified type within a single sequence point.
MISRAC++2008-5-0-1_c	There are more than one modification access with volatile-qualified type within a single sequence point.

Table 6: Summary of checks

Check	Synopsis
MISRAC++2008-5-0-2	Parentheses to avoid implicit operator precedence are missing.
MISRAC++2008-5-0-3	One or more cvalue expressions have been implicitly converted to a different underlying type.
MISRAC++2008-5-0-4	One or more implicit integral conversions have been found that change the signedness of the underlying type.
MISRAC++2008-5-0-5	One or more implicit floating-integral conversions were found.
MISRAC++2008-5-0-6 (C++ only)	One or more implicit integral or floating-point conversion were found that reduce the size of the underlying type.
MISRAC++2008-5-0-7	One or more explicit floating-integral conversions of a cvalue expression were found.
MISRAC++2008-5-0-8	One or more explicit integral or floating-point conversions were found that increase the size of the underlying type of a cvalue expression.
MISRAC++2008-5-0-9	One or more explicit integral conversions were found that change the signedness of the underlying type of a cvalue expression.
MISRAC++2008-5-0-10	A bitwise operation on unsigned char or unsigned short was found, that was not immediately cast to this type to ensure consistent truncation.
MISRAC++2008-5-0-13_a	Non-Boolean termination conditions were found in <code>do ... while</code> statements.
MISRAC++2008-5-0-13_b	Non-boolean termination conditions were found in <code>for</code> loops.
MISRAC++2008-5-0-13_c	Non-boolean conditions were found in <code>if</code> statements.
MISRAC++2008-5-0-13_d	Non-boolean termination conditions were found in <code>while</code> statements.
MISRAC++2008-5-0-14	Non-boolean operands to the conditional (<code>?:</code>) operator were found.
MISRAC++2008-5-0-15_a	Pointer arithmetic that is not array indexing was found.

Table 6: Summary of checks

Check	Synopsis
MISRAC++2008-5-0-15_b	Array indexing applied to objects not defined as an array type was found.
MISRAC++2008-5-0-16_a	Pointer arithmetic applied to a pointer that references a stack address was found.
MISRAC++2008-5-0-16_b	Invalid pointer arithmetic with an automatic variable that is neither an array nor a pointer was found.
MISRAC++2008-5-0-16_c	An array access is out of bounds.
MISRAC++2008-5-0-16_d	An array access might be out of bounds for some execution paths.
MISRAC++2008-5-0-16_e	A pointer to an array is used outside the array bounds.
MISRAC++2008-5-0-16_f	A pointer to an array might be used outside the array bounds.
MISRAC++2008-5-0-19	Declarations that contain more than two levels of pointer indirection have been found.
MISRAC++2008-5-0-21	Applications of bitwise operators to signed operands were found.
MISRAC++2008-5-2-4 (C++ only)	Old style casts (other than void casts) were found.
MISRAC++2008-5-2-5	Casts that remove a const or volatile qualification were found.
MISRAC++2008-5-2-6	A cast shall not convert a pointer to a function to any other pointer type, including a pointer to function type.
MISRAC++2008-5-2-7	A pointer to object type is cast to a pointer to a different object type.
MISRAC++2008-5-2-9	A cast from a pointer type to an integral type was found.
MISRAC++2008-5-2-10	The increment (++) and decrement (--) operators are being used mixed with other operators in an expression.
MISRAC++2008-5-2-11_a (C++ only)	Overloaded && and operators were found.
MISRAC++2008-5-2-11_b (C++ only)	Overloaded comma operators were found.
MISRAC++2008-5-3-1	Operands of the logical operators (&&, , and !) were found that are not of type bool.

Table 6: Summary of checks

Check	Synopsis
MISRAC++2008-5-3-2	Uses of unary minus on unsigned expressions were found.
MISRAC++2008-5-3-3 (C++ only)	Occurrences of overloaded & operators were found.
MISRAC++2008-5-3-4	There are sizeof expressions that contain side effects.
MISRAC++2008-5-8-1	Possible out-of-range shifts were found.
MISRAC++2008-5-14-1	There are right-hand operands of && or operators that contain side effects.
MISRAC++2008-5-18-1	There are uses of the comma operator.
MISRAC++2008-5-19-1	A constant unsigned integer expression overflows.
MISRAC++2008-6-2-1	One or more assignment operators are used in sub-expressions.
MISRAC++2008-6-2-2	There are floating-point comparisons that use the == or != operators.
MISRAC++2008-6-2-3	There are stray semicolons on the same line as other code.
MISRAC++2008-6-3-1_a	There are missing braces in do ... while statements.
MISRAC++2008-6-3-1_b	There are missing braces in for statements.
MISRAC++2008-6-3-1_c	There are missing braces in switch statements.
MISRAC++2008-6-3-1_d	There are missing braces in while statements.
MISRAC++2008-6-4-1	There are missing braces in if, else, or else if statements.
MISRAC++2008-6-4-2	If ... else if constructs that are not terminated with an else clause were detected.
MISRAC++2008-6-4-3	Detected switch statements that do not conform to the MISRA C++ switch syntax.
MISRAC++2008-6-4-4	Switch labels were found in nested blocks.
MISRAC++2008-6-4-5	Non-empty switch cases were found that are not terminated by a break.

Table 6: Summary of checks

Check	Synopsis
MISRAC++2008-6-4-6	Switch statements without a default clause, or with a default clause that is not the final clause, were found.
MISRAC++2008-6-4-7	A switch expression was found that represents a value that is effectively Boolean.
MISRAC++2008-6-4-8	One or more switch statements without a case clause were found.
MISRAC++2008-6-5-1_a	A loop counter were found having floating type.
MISRAC++2008-6-5-1_b (C++ only)	Multiple variables are being used to control a for loop.
MISRAC++2008-6-5-2	A loop counter was found that might not match the loop condition test.
MISRAC++2008-6-5-3	A for loop counter variable was found that is modified in the body of the loop.
MISRAC++2008-6-5-4	A potentially inconsistent loop counter modification was found.
MISRAC++2008-6-5-5	A non-loop-counter variable was found that is assigned in the condition or expression part of a for loop.
MISRAC++2008-6-5-6	A non-boolean variable was detected that is modified in the loop and used as loop condition.
MISRAC++2008-6-6-1	The destination of a goto statement is a nested code block.
MISRAC++2008-6-6-2	A goto statement is declared after the destination label.
MISRAC++2008-6-6-4	One or more loops have more than one termination point.
MISRAC++2008-6-6-5	One or more functions have multiple exit points or an exit point that is not at the end of the function.
MISRAC++2008-7-1-1	A local variable that is not modified after its initialization is not const qualified.
MISRAC++2008-7-1-2	A parameter in a function that is not modified by the function is not const qualified.
MISRAC++2008-7-2-1	There are conversions to enum type that are out of range of the enumeration.

Table 6: Summary of checks

Check	Synopsis
MISRAC++2008-7-4-3	There are inline assembler statements that are not encapsulated in functions.
MISRAC++2008-7-5-1_a (C++ only)	A stack object is returned from a function as a reference.
MISRAC++2008-7-5-1_b	A function might return an address on the stack.
MISRAC++2008-7-5-2_a	Detected a stack address stored in a global pointer.
MISRAC++2008-7-5-2_b	Detected a stack address in the field of a global struct.
MISRAC++2008-7-5-2_c	Detected a stack address stored in a parameter of pointer or array type.
MISRAC++2008-7-5-2_d (C++ only)	Detected a stack address stored via a reference parameter.
MISRAC++2008-7-5-4_a	There are functions that call themselves directly.
MISRAC++2008-7-5-4_b	There are functions that call themselves indirectly. This is a link analysis check.
MISRAC++2008-8-0-1	There are declarations that contain more than one variable or constant each.
MISRAC++2008-8-4-1	There are functions defined using the ellipsis (...) notation.
MISRAC++2008-8-4-3	For some execution paths, no return statements are executed in functions with a non-void return type.
MISRAC++2008-8-4-4	The addresses of one or more functions are taken without an explicit &.
MISRAC++2008-8-5-1_a	In all execution paths, variables are read before they are assigned a value.
MISRAC++2008-8-5-1_b	In some execution paths, variables might be read before they are assigned a value.
MISRAC++2008-8-5-1_c	One or more uninitialized or NULL pointers are dereferenced.
MISRAC++2008-8-5-2	There are one or more non-zero array initializations that do not exactly match the structure of the array declaration.
MISRAC++2008-9-3-1 (C++ only)	A member function qualified as <code>const</code> returns a pointer member variable.

Table 6: Summary of checks

Check	Synopsis
MISRAC++2008-9-3-2 (C++ only)	Member functions return non-const handles to members.
MISRAC++2008-9-5-1	Unions were found.
MISRAC++2008-9-6-2	Bitfields of plain int type were found.
MISRAC++2008-9-6-3	Bitfields of plain int type were found.
MISRAC++2008-9-6-4	Signed single-bit bitfields (excluding anonymous fields) were found.
MISRAC++2008-12-1-1_a (C++ only)	A virtual member function is called in a class constructor.
MISRAC++2008-12-1-1_b (C++ only)	A virtual member function is called in a class destructor.
MISRAC++2008-12-1-3 (C++ only)	Constructors that can be called with a single argument of fundamental type are not declared explicit.
MISRAC++2008-15-0-2	Throw of exceptions by pointer.
MISRAC++2008-15-1-2	Throw of NULL integer constant.
MISRAC++2008-15-1-3 (C++ only)	Unsafe rethrow of exception.
MISRAC++2008-15-3-1 (C++ only)	There are exceptions thrown without a handler in some call paths that lead to that point.
MISRAC++2008-15-3-2 (C++ only)	There are no default exception handlers for try.
MISRAC++2008-15-3-3 (C++ only)	One or more exception handlers in a constructor or destructor accesses a non-static member variable that might not exist.
MISRAC++2008-15-3-4 (C++ only)	There are calls to functions that are explicitly declared to throw an exception type that are not handled (or declared as thrown) by the caller.
MISRAC++2008-15-3-5 (C++ only)	Exception objects are caught by value, not by reference.
MISRAC++2008-15-5-1 (C++ only)	An exception is thrown, or might be thrown, in a class destructor.
MISRAC++2008-16-0-3	Found occurrences of #undef.
MISRAC++2008-16-0-4	Definitions of function-like macros were found.
MISRAC++2008-16-2-2 (C++ only)	Definitions of macros that are not include guards were found.

Table 6: Summary of checks


Check	Synopsis
MISRAC++2008-16-2-3	Header files without #include guards were found.
MISRAC++2008-16-2-4	There are illegal characters in header file names.
MISRAC++2008-16-2-5	There are illegal characters in header file names.
MISRAC++2008-16-3-1	There are multiple # or ## operators in a macro definition.
MISRAC++2008-16-3-2	# and ## operators were found in macro definitions.
MISRAC++2008-17-0-1	Detected a #define or #undef of a reserved identifier in the standard library.
MISRAC++2008-17-0-3	One or more library functions are being overridden.
MISRAC++2008-17-0-5	Found uses of setjmp.h.
MISRAC++2008-18-0-1 (C++ only)	C library includes were found.
MISRAC++2008-18-0-2	Uses of atof, atoi, atol and atoll were found.
MISRAC++2008-18-0-3	Uses of abort, exit, getenv, and system were found.
MISRAC++2008-18-0-4	Uses of time.h functions: asctime, clock, ctime, difftime, gmtime, localtime, mktime, strftime, and time were found.
MISRAC++2008-18-0-5	Uses of strcpy, strcmp, strcat, strchr, strspn, strcspn, strpbrk, strrchr, strstr, strtok, or strlen were found.
MISRAC++2008-18-2-1	Uses of the built-in function offsetof were found.
MISRAC++2008-18-4-1	Uses of malloc, calloc, realloc, or free were found.
MISRAC++2008-18-7-1	Uses of signal.h were found.
MISRAC++2008-19-3-1	Uses of errno were found.
MISRAC++2008-27-0-1	Uses of stdio.h were found.

Table 6: Summary of checks

Descriptions of checks

The following section gives detailed reference information about each check.

ARR-inv-index-pos

Synopsis	An array access might be out of bounds, depending on which path is executed.
Enabled by default	Yes
Severity/Certainty	High/High 
Full description	An element of an array is accessed, but one or more of the executable paths means that the element is outside the bounds of the array. This might corrupt data and/or crash the application, and result in security vulnerabilities. This check is identical to MISRAC++2008-5-0-16_d, MISRAC2012-Rule-18.1_b, CERT-ARR30-C_b.
Coding standards	CERT ARR30-C Do not form or use out of bounds pointers or array subscripts CWE 119 Improper Restriction of Operations within the Bounds of a Memory Buffer CWE 120 Buffer Copy without Checking Size of Input ('Classic Buffer Overflow') CWE 121 Stack-based Buffer Overflow CWE 124 Buffer Underwrite ('Buffer Underflow') CWE 126 Buffer Over-read CWE 127 Buffer Under-read CWE 129 Improper Validation of Array Index MISRA C:2012 Rule-18.1

(Required) A pointer resulting from arithmetic on a pointer operand shall address an element of the same array as that pointer operand

MISRA C++ 2008 5-0-16

(Required) A pointer operand and any pointer resulting from pointer arithmetic using that operand shall both address elements of the same array.

Code examples

The following code example fails the check and will give a warning:

```
int cond;

int main(void)
{
    int a[7];
    int x;

    if (cond)
        x = 3;
    else
        x = 20;

    a[x] = 0; //x may be set to 20 in line 11
             //but a only has an interval of [0,6]
    return 0;
}
```

The following code example passes the check and will not give a warning about this issue:


```
int cond;

int main(void)
{
    int a[25];
    int x;

    if (cond)
        x = 3;
    else
        x = 20;

    a[x] = 0; //here, both possible values of
             //x are in the interval [0,24]
    return 0;
}
```

ARR-inv-index-ptr-pos

Synopsis	A pointer to an array is potentially used outside the array bounds.
Enabled by default	Yes
Severity/Certainty	Medium/Medium 
Full description	A pointer to an array is potentially used outside the array bounds. This might cause an invalid memory access, and might be a serious security risk. The application might also crash. This check is identical to MISRAC++2008-5-0-16_f, MISRAC2012-Rule-18.1_d, CERT-ARR30-C_d.
Coding standards	<p>CERT ARR30-C</p> <p style="padding-left: 40px;">Do not form or use out of bounds pointers or array subscripts</p> <p>CWE 119</p> <p style="padding-left: 40px;">Improper Restriction of Operations within the Bounds of a Memory Buffer</p> <p>CWE 120</p> <p style="padding-left: 40px;">Buffer Copy without Checking Size of Input ('Classic Buffer Overflow')</p> <p>CWE 121</p> <p style="padding-left: 40px;">Stack-based Buffer Overflow</p> <p>CWE 122</p> <p style="padding-left: 40px;">Heap-based Buffer Overflow</p> <p>CWE 124</p> <p style="padding-left: 40px;">Buffer Underwrite ('Buffer Underflow')</p> <p>CWE 126</p> <p style="padding-left: 40px;">Buffer Over-read</p> <p>CWE 127</p> <p style="padding-left: 40px;">Buffer Under-read</p> <p>CWE 129</p> <p style="padding-left: 40px;">Improper Validation of Array Index</p>

MISRA C:2012 Rule-18.1

(Required) A pointer resulting from arithmetic on a pointer operand shall address an element of the same array as that pointer operand

MISRA C++ 2008 5-0-16

(Required) A pointer operand and any pointer resulting from pointer arithmetic using that operand shall both address elements of the same array.

Code examples

The following code example fails the check and will give a warning:

```
void example(int b) {
    int arr[11];
    int *p = arr;
    int x = (b<10 ? 8 : 11);
    p[x];
}
```

The following code example passes the check and will not give a warning about this issue:

```
void example(int b) {
    int arr[12];
    int *p = arr;
    int x = (b<10 ? 8 : 11);
    p[x];
}
```

ARR-inv-index-ptr**Synopsis**


A pointer to an array is used outside the array bounds.

Enabled by default

Yes

Severity/Certainty

High/High

**Full description**

A pointer to an array is used outside the array bounds. This will cause an invalid memory access, and might be a serious security risk. The application might also crash. This check is identical to MISRAC++2008-5-0-16_e, MISRAC2012-Rule-18.1_c, CERT-ARR30-C_c.

Coding standards

CERT ARR30-C

Do not form or use out of bounds pointers or array subscripts

CWE 119

Improper Restriction of Operations within the Bounds of a Memory Buffer

CWE 120

Buffer Copy without Checking Size of Input ('Classic Buffer Overflow')

CWE 121

Stack-based Buffer Overflow

CWE 122

Heap-based Buffer Overflow

CWE 124

Buffer Underwrite ('Buffer Underflow')

CWE 126

Buffer Over-read

CWE 127

Buffer Under-read

CWE 129

Improper Validation of Array Index

MISRA C:2012 Rule-18.1

(Required) A pointer resulting from arithmetic on a pointer operand shall address an element of the same array as that pointer operand

MISRA C++ 2008 5-0-16

(Required) A pointer operand and any pointer resulting from pointer arithmetic using that operand shall both address elements of the same array.

Code examples


The following code example fails the check and will give a warning:

```
void example(void) {
    int arr[10];
    int *p = arr;
    p[10];
}
```

The following code example passes the check and will not give a warning about this issue:

```
void example(void) {
    int arr[10];
    int *p = arr;
    p[9];
}
```

ARR-inv-index

Synopsis	An array access is out of bounds.
Enabled by default	Yes
Severity/Certainty	High/High 
Full description	An element of an array is accessed when that element is outside the bounds of the array. This might corrupt data and/or crash the application, and result in security vulnerabilities. This check is identical to MISRAC++2008-5-0-16_c, MISRAC2012-Rule-18.1_a, CERT-ARR30-C_a.
Coding standards	CERT ARR30-C Do not form or use out of bounds pointers or array subscripts CWE 119 Improper Restriction of Operations within the Bounds of a Memory Buffer CWE 120 Buffer Copy without Checking Size of Input ('Classic Buffer Overflow') CWE 121 Stack-based Buffer Overflow CWE 124 Buffer Underwrite ('Buffer Underflow') CWE 126 Buffer Over-read CWE 127

Buffer Under-read

CWE 129

Improper Validation of Array Index

MISRA C:2012 Rule-18.1

(Required) A pointer resulting from arithmetic on a pointer operand shall address an element of the same array as that pointer operand

MISRA C++ 2008 5-0-16

(Required) A pointer operand and any pointer resulting from pointer arithmetic using that operand shall both address elements of the same array.

Code examples

The following code example fails the check and will give a warning:

```
int main(void)
{
    int a[4];

    a[7] = 0; //7 is out of bounds, since
             //a only has an interval of [0,3]
    return 0;
}
```

The following code example passes the check and will not give a warning about this issue:

```
int main(void)
{
    int a[4];

    a[3] = 0;

    return 0;
}
```

ARR-neg-index

Synopsis

An array is accessed with a negative subscript value.

Enabled by default

Yes

Severity/Certainty

High/High



Full description

An array is accessed with a negative subscript value, causing an illegal memory access. This might corrupt data and/or crash the application, and result in security vulnerabilities. This check is identical to CERT-ARR30-C_e.

Coding standards

CERT ARR30-C

Do not form or use out of bounds pointers or array subscripts

CWE 120

Buffer Copy without Checking Size of Input ('Classic Buffer Overflow')

CWE 124

Buffer Underwrite ('Buffer Underflow')

CWE 127

Buffer Under-read

Code examples


The following code example fails the check and will give a warning:

```
void foo(int n)
{
    int x[n];
    int i = 0;
    if (i == 0)
        i--;
    x[i] = 5; //i is -1 at this point
}
```

The following code example passes the check and will not give a warning about this issue:

```
void foo(int n)
{
    int x[n];
    int i = 5;
    if (i == 0)
        i--;
    x[i] = 5; //OK, since i is 4
}
```

ARR-uninit-index

Synopsis	An array is indexed with an uninitialized variable
Enabled by default	Yes
Severity/Certainty	Medium/Medium 
Full description	An array is indexed with an uninitialized variable. The value of the variable is not defined, which might cause an array overrun. This check is identical to CERT-ARR30-C_f.
Coding standards	<p>CERT ARR30-C</p> <p style="padding-left: 40px;">Do not form or use out of bounds pointers or array subscripts</p> <p>CWE 665</p> <p style="padding-left: 40px;">Improper Initialization</p> <p>CWE 457</p> <p style="padding-left: 40px;">Use of Uninitialized Variable</p> <p>CWE 119</p> <p style="padding-left: 40px;">Improper Restriction of Operations within the Bounds of a Memory Buffer</p> <p>CWE 120</p> <p style="padding-left: 40px;">Buffer Copy without Checking Size of Input ('Classic Buffer Overflow')</p> <p>CWE 121</p> <p style="padding-left: 40px;">Stack-based Buffer Overflow</p> <p>CWE 122</p> <p style="padding-left: 40px;">Heap-based Buffer Overflow</p> <p>CWE 124</p> <p style="padding-left: 40px;">Buffer Underwrite ('Buffer Underflow')</p> <p>CWE 126</p> <p style="padding-left: 40px;">Buffer Over-read</p>

CWE 127

Buffer Under-read

CWE 129

Improper Validation of Array Index

Code examples

The following code example fails the check and will give a warning:

```
int example(int b[20]) {
    int a;
    return b[a];
}
```

The following code example passes the check and will not give a warning about this issue:

```
int example(int b[20]) {
    int a;
    a = 5;
    return b[a];
}
```

ATH-cmp-float

Synopsis


Floating point comparisons using == or !=

Enabled by default

Yes

Severity/Certainty

Low/High



Full description

A comparison for equality with a floating-point type uses the == or != operator. This might have an unexpected result because the value of the `float` varies with the environment and the operation. The comparison might be evaluated incorrectly, especially if either of the floating-point numbers has been operated on arithmetically. In that case, the application logic will be compromised. This check is identical to MISRAC2004-13.3, MISRAC++2008-6-2-2.

Coding standards

CERT FLP00-C

Understand the limitations of floating point numbers

CERT FLP35-CPP

Take granularity into account when comparing floating point values

MISRA C:2004 13.3

(Required) Floating-point expressions shall not be tested for equality or inequality.

MISRA C++ 2008 6-2-2

(Required) Floating-point expressions shall not be directly or indirectly tested for equality or inequality.

Code examples

The following code example fails the check and will give a warning:

```
int main(void)
{
    float f = 3.0;
    int i = 3;

    if (f == i) //comparison of a float and an int
        ++i;

    return 0;
}
```

The following code example passes the check and will not give a warning about this issue:


```
int main(void)
{
    int i = 60;
    char c = 60;

    if (i == c)
        ++i;


    return 0;
}
```

ATH-cmp-unsign-neg

Synopsis	An unsigned value is compared to see whether it is negative.
Enabled by default	Yes


Severity/Certainty	Low/High 
Full description	A comparison is performed on an unsigned value, to see whether it is negative. This comparison always returns false, and is redundant.
Coding standards	CWE 570 Expression is Always False
Code examples	The following code example fails the check and will give a warning: <pre>int foo(unsigned int x) { if (x < 0) //checking an unsigned for negativity return 1; else return 0; }</pre> The following code example passes the check and will not give a warning about this issue: <pre>int foo(unsigned int x) { if (x < 1) //OK - x might be 0 return 1; else return 0; }</pre>

ATH-cmp-unsigned-pos

Synopsis	An unsigned value is compared to see whether it is greater than or equal to 0.
Enabled by default	Yes
Severity/Certainty	Low/High 

Full description	A comparison is performed on an unsigned value, to see whether it is greater than or equal to 0. This comparison always returns true, and is redundant.
Coding standards	CWE 571 Expression is Always True
Code examples	<p>The following code example fails the check and will give a warning:</p> <pre>int foo(unsigned int x) { if (x >= 0) //checking an unsigned for negativity return 1; else return 0; }</pre> <p>The following code example passes the check and will not give a warning about this issue:</p> <pre>int foo(unsigned int x) { if (x > 0) //OK - x might be 0 return 1; else return 0; }</pre>

ATH-div-0-assign

Synopsis	A variable is assigned the value 0, then used as a divisor.
Enabled by default	Yes
Severity/Certainty	High/High 
Full description	A variable is assigned the value 0, then used as a divisor. This will cause a 'divide by zero' runtime error. This check is identical to MISRAC2004-1.2_d, MISRAC2012-Rule-1.3_b, CERT-INT33-C_a.
Coding standards	CERT INT33-C

Ensure that division and modulo operations do not result in divide-by-zero errors

CWE 369

Divide By Zero

MISRA C:2004 1.2

(Required) No reliance shall be placed on undefined or unspecified behavior.

MISRA C:2012 Rule-1.3

(Required) There shall be no occurrence of undefined or critical unspecified behaviour

Code examples

The following code example fails the check and will give a warning:

```
int foo(void)
{
    int a = 20, b = 0, c;

    c = a / b;    /* Divide by zero */

    return c;
}
```

The following code example passes the check and will not give a warning about this issue:

```
int foo(void)
{
    int a = 20, b = 5, c;

    c = a / b; /* b is not 0 */

    return c;
}
```


ATH-div-0-cmp-aft

Synopsis

After a successful comparison with 0, a variable is used as a divisor.

Enabled by default

No


Severity/Certainty	<p>Medium/High</p> 
Full description	<p>A variable is successfully compared to 0, then used as a divisor. This will cause a 'divide by zero' runtime error. This check is identical to MISRAC2004-1.2_e, MISRAC2012-Rule-1.3_c, SEC-DIV-0-compare-after, CERT-INT33-C_b.</p>
Coding standards	<p>CERT INT33-C</p> <p style="padding-left: 40px;">Ensure that division and modulo operations do not result in divide-by-zero errors</p> <p>CWE 369</p> <p style="padding-left: 40px;">Divide By Zero</p> <p>MISRA C:2004 1.2</p> <p style="padding-left: 40px;">(Required) No reliance shall be placed on undefined or unspecified behavior.</p> <p>MISRA C:2012 Rule-1.3</p> <p style="padding-left: 40px;">(Required) There shall be no occurrence of undefined or critical unspecified behaviour</p>
Code examples	<p>The following code example fails the check and will give a warning:</p> <pre style="margin-left: 20px;">#include <stdlib.h> int foo(void) { int a = 20; int p = rand(); if (p == 0) /* p is 0 */ a = 34 / p; return a; }</pre> <p>The following code example passes the check and will not give a warning about this issue:</p>

```
#include <stdlib.h>
int foo(void)
{
    int a = 20;
    int p = rand();

    if (p != 0) /* p is not 0 */
        a = 34 / p;

    return a;
}
```

ATH-div-0-cmp-bef

Synopsis	A variable used as a divisor is afterwards compared with 0.
Enabled by default	Yes
Severity/Certainty	Low/High 
Full description	A variable is compared to 0 after it is used as a divisor, but before it is written to again. This implies that the variable's value might be 0, and might have been for the preceding statements. Because one of these statements is an operation that uses the variable as a divisor (causing a 'divide by zero' runtime error), the execution can never reach the comparison when the value is 0, making it redundant. This check is identical to MISRAC2004-1.2_f, MISRAC2012-Rule-1.3_d, SEC-DIV-0-compare-before, CERT-INT33-C_c.
Coding standards	CERT INT33-C <p>Ensure that division and modulo operations do not result in divide-by-zero errors</p> <p>CWE 369</p> <p>Divide By Zero</p> <p>MISRA C:2004 1.2</p> <p>(Required) No reliance shall be placed on undefined or unspecified behavior.</p> <p>MISRA C:2012 Rule-1.3</p>

(Required) There shall be no occurrence of undefined or critical unspecified behaviour

Code examples

The following code example fails the check and will give a warning:

```
int foo(int p)
{
    int a = 20, b = 1;
    b = a / p;
    if (p == 0) // Checking the value of 'p' too late.
        return 0;
    return b;
}
```

The following code example passes the check and will not give a warning about this issue:

```
int foo(int p)
{
    int a = 20, b;
    if (p == 0)
        return 0;
    b = a / p; /* Here 'p' is non-zero. */
    return b;
}
```

ATH-div-0-interval

Synopsis

Interval analysis has found a value that is 0 and used as a divisor.

Enabled by default

Yes

Severity/Certainty

Medium/Medium



Full description

Interval analysis has found a value that is 0 and used as a divisor. This might cause a 'divide by zero' runtime error. This check is identical to MISRAC2004-1.2_g, MISRAC2012-Rule-1.3_e, CERT-INT33-C_d.

Coding standards

CERT INT33-C

Ensure that division and modulo operations do not result in divide-by-zero errors

CWE 369

Divide By Zero

MISRA C:2004 1.2

(Required) No reliance shall be placed on undefined or unspecified behavior.

MISRA C:2012 Rule-1.3

(Required) There shall be no occurrence of undefined or critical unspecified behaviour

Code examples

The following code example fails the check and will give a warning:

```
int foo(void)
{
    int a = 1;
    a--;
    return 5 / a; /* a is 0 */
}
```

The following code example passes the check and will not give a warning about this issue:

```
int foo(void)
{
    int a = 2;
    a--;
    return 5 / a; /* OK - a is 1 */
}
```

ATH-div-0-pos

Synopsis

Interval analysis has found an expression that might be 0 and is used as a divisor.

Enabled by default

Yes

Severity/Certainty

High/Low



Full description

Interval analysis has found an expression that contains 0 and is used as a divisor. This might cause a 'divide by zero' runtime error. This check is identical to MISRAC2004-1.2_h, MISRAC2012-Rule-1.3_f, CERT-INT33-C_e.

Coding standards

CERT INT33-C

Ensure that division and modulo operations do not result in divide-by-zero errors

CWE 369

Divide By Zero

MISRA C:2004 1.2

(Required) No reliance shall be placed on undefined or unspecified behavior.

MISRA C:2012 Rule-1.3

(Required) There shall be no occurrence of undefined or critical unspecified behaviour

Code examples

The following code example fails the check and will give a warning:

```
int foo(void)
{
    int a = 3;
    a--;
    return 5 / (a-2); // a-2 is 0
}
```

The following code example passes the check and will not give a warning about this issue:

```
int foo(void)
{
    int a = 3;
    a--;
    return 5 / (a+2); // OK - a+2 is 4
}
```

ATH-div-0-unchk-global

Synopsis A global variable is used as a divisor without having been determined to be non-zero.

Enabled by default Yes


Severity/Certainty Medium/Low




Full description	A global variable is used as a divisor without having been determined to be non-zero. This will cause a 'divide by zero' runtime error if the variable has a value of 0. This check is identical to MISRAC2004-1.2_i, MISRAC2012-Rule-1.3_g, CERT-INT33-C_f.
Coding standards	<p>CERT INT33-C</p> <p>Ensure that division and modulo operations do not result in divide-by-zero errors</p> <p>CWE 369</p> <p>Divide By Zero</p> <p>MISRA C:2004 1.2</p> <p>(Required) No reliance shall be placed on undefined or unspecified behavior.</p> <p>MISRA C:2012 Rule-1.3</p> <p>(Required) There shall be no occurrence of undefined or critical unspecified behaviour</p>
Code examples	<p>The following code example fails the check and will give a warning:</p> <pre>int x; int example() { return 5/x; }</pre> <p>The following code example passes the check and will not give a warning about this issue:</p> <pre>int x; int example() { if (x != 0){ return 5/x; } }</pre>

ATH-div-0-unchk-local

Synopsis	A local variable is used as a divisor without having been determined to be non-zero.
Enabled by default	Yes


Severity/Certainty	<p>Medium/Low</p> 
Full description	<p>A local variable is used as a divisor without having been determined to be non-zero. This will cause a 'divide by zero' runtime error if the variable has a value of 0. This check is identical to MISRAC2004-1.2_j, MISRAC2012-Rule-1.3_h, CERT-INT33-C_g.</p>
Coding standards	<p>CERT INT33-C</p> <p style="padding-left: 40px;">Ensure that division and modulo operations do not result in divide-by-zero errors</p> <p>CWE 369</p> <p style="padding-left: 40px;">Divide By Zero</p> <p>MISRA C:2004 1.2</p> <p style="padding-left: 40px;">(Required) No reliance shall be placed on undefined or unspecified behavior.</p> <p>MISRA C:2012 Rule-1.3</p> <p style="padding-left: 40px;">(Required) There shall be no occurrence of undefined or critical unspecified behaviour</p>
Code examples	<p>The following code example fails the check and will give a warning:</p> <pre>int rand(); int example() { int x = rand(); return 5/x; }</pre> <p>The following code example passes the check and will not give a warning about this issue:</p> <pre>int rand(); int example() { int x = rand(); if (x != 0){ return 5/x; } }</pre>

ATH-div-0-unchk-param


Synopsis	A parameter is used as a divisor without having been determined to be non-zero.
Enabled by default	Yes
Severity/Certainty	Medium/Low 
Full description	A parameter is used as a divisor without having been determined to be non-zero. This will cause a 'divide by zero' runtime error if the parameter has a value of 0. This check is identical to CERT-INT33-C_h.
Coding standards	CERT INT33-C <p style="text-align: center;">Ensure that division and modulo operations do not result in divide-by-zero errors</p> <p style="text-align: center;">CWE 369 Divide By Zero</p>
Code examples	The following code example fails the check and will give a warning: <pre>int example(int x) { return 5/x; }</pre> <p>The following code example passes the check and will not give a warning about this issue:</p> <pre>int example(int x) { if (x != 0){ return 5/x; } }</pre>

ATH-div-0

Synopsis	An expression that results in 0 is used as a divisor.
Enabled by default	Yes


Severity/Certainty	<p>High/High</p> 
Full description	<p>An expression that results in 0 is used as a divisor. This will cause a 'divide by zero' runtime error. This check is identical to MISRAC2004-1.2_c, MISRAC2012-Rule-1.3_a.</p>
Coding standards	<p>CERT INT33-C</p> <p style="padding-left: 40px;">Ensure that division and modulo operations do not result in divide-by-zero errors</p> <p>CWE 369</p> <p style="padding-left: 40px;">Divide By Zero</p> <p>MISRA C:2004 1.2</p> <p style="padding-left: 40px;">(Required) No reliance shall be placed on undefined or unspecified behavior.</p> <p>MISRA C:2012 Rule-1.3</p> <p style="padding-left: 40px;">(Required) There shall be no occurrence of undefined or critical unspecified behaviour</p>
Code examples	<p>The following code example fails the check and will give a warning:</p> <pre>int foo(void) { int a = 3; a--; return 5 / (a-2); // a-2 is 0 }</pre> <p>The following code example passes the check and will not give a warning about this issue:</p> <pre>int foo(void) { int a = 3; a--; return 5 / (a+2); // OK - a+2 is 4 }</pre>

ATH-inc-bool (C++ only)

Synopsis	Deprecated operation on <code>bool</code> .
Enabled by default	Yes
Severity/Certainty	Medium/High 
Full description	An undefined increment or decrement operation is performed on a <code>bool</code> value. In older versions of C++, Boolean values were modeled by a <code>typedef</code> to an integer type, allowing increment and decrement operations. These types are deprecated in Standard C++ and the operations no longer apply to the built-in C++ <code>bool</code> type.
Coding standards	CWE 480 Use of Incorrect Operator
Code examples	The following code example fails the check and will give a warning: <pre>int main(void) { bool x = true; ++x; //this operation is undefined for a bool }</pre> The following code example passes the check and will not give a warning about this issue: <pre>int main(void) { int x = 0; ++x; //OK - x is an int }</pre>


ATH-malloc-overflow

Synopsis	The size of memory passed to <code>malloc</code> to allocate overflows.
Enabled by default	Yes


Severity/Certainty	<p>High/Medium</p> 
Full description	<p>The size of memory passed to malloc to allocate is the result of an arithmetic overflow. As a result, malloc will not allocate the expected amount of memory and accesses to this memory might cause runtime errors.</p>
Coding standards	<p>CWE 122 Heap-based Buffer Overflow</p> <p>CWE 119 Improper Restriction of Operations within the Bounds of a Memory Buffer</p> <p>CWE 680 Integer Overflow to Buffer Overflow</p>
Code examples	<p>The following code example fails the check and will give a warning:</p> <pre>#include <stdlib.h> #include <limits.h> void example(void) { int *b = malloc(sizeof(int)*ULONG_MAX*ULONG_MAX); }</pre> <p>The following code example passes the check and will not give a warning about this issue:</p> <pre>#include <stdlib.h> #include <limits.h> void example(void) { int *b = malloc(sizeof(int)*5); }</pre>

ATH-neg-check-nonneg

Synopsis	A variable is checked for a non-negative value after being used, instead of before.
Enabled by default	Yes

Severity/Certainty	Low/High 
Full description	A function parameter or index is used in a context that implicitly asserts that it is not negative, but it is not determined to be non-negative until after it is used. If the value actually is negative when the variable is used, data might be corrupted, the application might crash, or a security vulnerability might be exposed.
Coding standards	This check does not correspond to any coding standard rules.
Code examples	<p>The following code example fails the check and will give a warning:</p> <pre>#include <stdlib.h> int foo(int p) { int *x = malloc(p); // p was an argument to malloc(), // so it is not negative if (p < 0) return 0; return p; }</pre> <p>The following code example passes the check and will not give a warning about this issue:</p> <pre>#include <stdlib.h> int foo(int p) { int *x; if (p < 0) return 0; x = malloc(p); // OK - p is non-negative return p; }</pre>

ATH-neg-check-pos

Synopsis	A variable is checked for a positive value after being used, instead of before.
Enabled by default	Yes
Severity/Certainty	Low/High 
Full description	A function parameter or index is used in a context that implicitly asserts that it is positive, but it is not compared to 0 until after it is used. If the value actually is negative or 0 when the variable is used, data might be corrupted, the application might crash, or a security vulnerability might be exposed.
Coding standards	This check does not correspond to any coding standard rules.
Code examples	<p>The following code example fails the check and will give a warning:</p> <pre>#include <stdlib.h> int foo(int p) { int *x = malloc(p); // p was an argument to malloc(), so not negative if (p <= 0) return 0; return p; }</pre> <p>The following code example passes the check and will not give a warning about this issue:</p>


```

#include <stdlib.h>
int foo(int p)
{
    int *x;


    if (p < 0)
        return 0;

    x = malloc(p); // OK - p is non-negative

    return p;
}

```

ATH-new-overflow (C++ only)

Synopsis	An arithmetic overflow is caused by an allocation using new[].
Enabled by default	Yes
Severity/Certainty	High/Medium 
Full description	The new a[n] operator performs the operation sizeof(a) * n. This might cause an overflow, leading to an unexpected amount of memory being allocated. Dereferencing this memory might lead to a runtime error.
Coding standards	CWE 122 Heap-based Buffer Overflow CWE 119 Improper Restriction of Operations within the Bounds of a Memory Buffer CWE 680 Integer Overflow to Buffer Overflow
Code examples	The following code example fails the check and will give a warning:

```
#include <new>
#include <climits>


void example(void) {
    unsigned int b = (UINT_MAX / 4) + 1;
    int *a = new int[b];
}
```

The following code example passes the check and will not give a warning about this issue:

```
#include <new>

void example(void) {
    int *a = new int[10];
}
```

ATH-overflow-cast

Synopsis	An expression is cast to a different type, resulting in an overflow or underflow of its value.
Enabled by default	No
Severity/Certainty	Medium/High 
Full description	An expression is cast to a different type, resulting in an overflow or underflow of its value. This might be unintended and can cause logic errors. Because unexpected behavior is much more likely than an application crash, such errors can be very hard to find. This check is identical to CERT-INT31-C_a.
Coding standards	CERT INT31-C <p style="margin-left: 40px;">Ensure that integer conversions do not result in lost or misinterpreted data</p> <p>CWE 194 <p style="margin-left: 40px;">Unexpected Sign Extension</p> <p>CWE 195 <p style="margin-left: 40px;">Signed to Unsigned Conversion Error</p></p></p>

CWE 196

Unsigned to Signed Conversion Error

CWE 197

Numeric Truncation Error

CWE 680

Integer Overflow to Buffer Overflow

Code examples

The following code example fails the check and will give a warning:

```
typedef int I;
typedef I J;

void f(){
    J x = 375;
    char c = (char)x; //overflows to 120
}
```

The following code example passes the check and will not give a warning about this issue:

```
void f(){
    int x = 35;
    char c = (char)x;
}
```

ATH-overflow**Synopsis**

An expression is implicitly converted to a narrower type, resulting in an overflow or underflow of its value.

Enabled by default

Yes

Severity/Certainty

Medium/High

**Full description**


An expression is implicitly converted to a narrower type, resulting in an overflow or underflow of its value. This might be unintended and can cause logic errors. Because unexpected behavior is much more likely than an application crash, such errors can be very hard to find.

Coding standards	CERT INT31-C
	Ensure that integer conversions do not result in lost or misinterpreted data
	CWE 194
	Unexpected Sign Extension
	CWE 195
	Signed to Unsigned Conversion Error
	CWE 196
	Unsigned to Signed Conversion Error
	CWE 197
	Numeric Truncation Error
	CWE 680
	Integer Overflow to Buffer Overflow

Code examples	The following code example fails the check and will give a warning:
	<pre>typedef int I; typedef I J; void f(){ J x = 375; char c = x; //overflows to 120 }</pre>
	The following code example passes the check and will not give a warning about this issue:
	<pre>void f(){ int x = 35; char c = x; }</pre>


ATH-shift-bounds

Synopsis	Out of range shifts were found.
Enabled by default	Yes

Severity/Certainty	Medium/Medium 
Full description	The right-hand operand of a shift operator might be negative or too large. A shift operator on an n -bit argument should only shift between 0 and $n-1$ bits. The behavior here is undefined; the code might work as intended, or data could become erroneous. This check is identical to MISRAC2004-12.8, MISRAC++2008-5-8-1, MISRAC2012-Rule-12.2.
Coding standards	CERT INT34-C <p style="padding-left: 40px;">Do not shift a negative number of bits or more bits than exist in the operand</p> CWE 682 <p style="padding-left: 40px;">Incorrect Calculation</p> MISRA C:2004 12.8 <p style="padding-left: 40px;">(Required) The right-hand operand of a shift operator shall lie between zero and one less than the width in bits of the underlying type of the left-hand operand.</p> MISRA C:2012 Rule-12.2 <p style="padding-left: 40px;">(Required) The right hand operand of a shift operator shall lie in the range zero to one less than the width in bits of the essential type of the left hand operand</p> MISRA C++ 2008 5-8-1 <p style="padding-left: 40px;">(Required) The right hand operand of a shift operator shall lie between zero and one less than the width in bits of the underlying type of the left hand operand.</p>
Code examples	The following code example fails the check and will give a warning: <pre>unsigned int foo(unsigned int x, unsigned int y) { int shift = 33; // too big return 3U << shift; }</pre> <p>The following code example passes the check and will not give a warning about this issue:</p>


```
unsigned int foo(unsigned int x)
{
    int y = 1; // OK - this is within the correct range
    return x << y;
}
```

ATH-shift-neg


Synopsis	The left-hand side of a right shift operation might be a negative value.
Enabled by default	Yes
Severity/Certainty	Medium/Medium 
Full description	The left-hand side of a right shift operation might be a negative value. Because performing a right shift operation on a negative number is implementation-defined, this operation might have unexpected results. This check is identical to CERT-INT34-C_c.
Coding standards	CERT INT34-C <p style="margin-left: 40px;">Do not shift a negative number of bits or more bits than exist in the operand</p> <p>CWE 682</p> <p style="margin-left: 40px;">Incorrect Calculation</p>
Code examples	The following code example fails the check and will give a warning: <pre>int example(int x) { return -10 >> x; }</pre> <p>The following code example passes the check and will not give a warning about this issue:</p> <pre>int example(int x) { return 10 >> x; }</pre>

ATH-sizeof-by-sizeof

Synopsis	Multiplying sizeof by sizeof.
----------	-------------------------------


Enabled by default	Yes
Severity/Certainty	Medium/High 
Full description	<code>sizeof</code> is multiplied by <code>sizeof</code> . This is probably a programming mistake and might have been intended to be <code>sizeof / sizeof</code> . This code will not cause any errors, but the product of two <code>sizeof</code> results is not a useful value, and might indicate a misunderstanding of the intended behavior of the code.
Coding standards	CWE 480 Use of Incorrect Operator
Code examples	The following code example fails the check and will give a warning: <pre>void foo(void) { int x = sizeof(int) * sizeof(char); //sizeof * sizeof }</pre> The following code example passes the check and will not give a warning about this issue: <pre>void foo(void) { int x = sizeof(int) * 7; //OK }</pre>

CAST-old-style (C++ only)

Synopsis	Old style casts (other than void casts) are used
Enabled by default	No
Severity/Certainty	Medium/Medium 

Full description	<p>Old style casts (other than void casts) are used. These casts override type information about the variables or pointers being cast, which might cause portability problems. A particular cast might for example not be valid on a system, but the compiler will perform the cast anyway. The new style casts <code>static_cast</code>, <code>const_cast</code>, and <code>reinterpret_cast</code> should be used instead because they make clear the intention of the cast. Moreover, the new style casts can easily be searched for in source code files, unlike old style casts. This check is identical to MISRAC++2008-5-2-4.</p>
Coding standards	<p>CERT EXP05-CPP</p> <p style="padding-left: 40px;">Do not use C-style casts</p> <p>MISRA C++ 2008 5-2-4</p> <p style="padding-left: 40px;">(Required) C-style casts (other than void casts) and functional notation casts (other than explicit constructor calls) shall not be used.</p>
Code examples	<p>The following code example fails the check and will give a warning:</p> <pre>int example(float b) { return (int)b; }</pre> <p>The following code example passes the check and will not give a warning about this issue:</p> <pre>int example(float b) { return static_cast<int>(b); }</pre>

CATCH-object-slicing (C++ only)

Synopsis	Exception objects are caught by value
Enabled by default	Yes
Severity/Certainty	<p>Medium/Medium</p> 
Full description	<p>Class type exception objects are caught by value, leading to slicing. That is, if the exception object is of a derived class and is caught as the base, only the base class's</p>

functions (including virtual functions) can be called. Moreover, any additional member data in the derived class cannot be accessed. If the exception is instead caught by reference, slicing does not occur. This check is identical to MISRAC++2008-15-3-5.

Coding standards

CERT ERR09-CPP

Throw anonymous temporaries and catch by reference

MISRA C++ 2008 15-3-5

(Required) A class type exception shall always be caught by reference.

Code examples

The following code example fails the check and will give a warning:

```

typedef char char_t;

// base class for exceptions
class ExpBase {
public:
    virtual const char_t *who ( ) { return "base"; }
};

class ExpD1: public ExpBase {
public:
    virtual const char_t *who ( ) { return "type 1 exception"; }
};

class ExpD2: public ExpBase {
public:
    virtual const char_t *who ( ) { return "type 2 exception"; }
};

void example()
{
    try {
        // ...
        throw ExpD1 ( );
        // ...
        throw ExpBase ( );
    }
    catch ( ExpBase b ) { // Non-compliant - derived type objects
will be
        // caught as the base type
        b.who();          // Will always be "base"
        throw b;         // The exception re-thrown is of the
base class,
        // not the original exception type
    }
}

```

The following code example passes the check and will not give a warning about this issue:

```

typedef char char_t;

// base class for exceptions
class ExpBase {
public:
    virtual const char_t *who ( ) { return "base"; }
};

class ExpD1: public ExpBase {
public:
    virtual const char_t *who ( ) { return "type 1 exception"; }
};

class ExpD2: public ExpBase {
public:
    virtual const char_t *who ( ) { return "type 2 exception"; }
};

void example()
{
    try {
        // ...
        throw ExpD1 ( );
        // ...
        throw ExpBase ( );
    }
    catch ( ExpBase &b ) { // Compliant - exceptions caught by
reference
        // ...
        b.who(); // "base", "type 1 exception" or "type 2
exception"
                // depending upon the type of the thrown object
    }
}

```

CATCH-xtor-bad-member (C++ only)

Synopsis	Exception handler in constructor or destructor accesses non-static member variable that might not exist.
Enabled by default	No

Severity/Certainty

Medium/Low



Full description

The exception handler in a constructor or destructor accesses a non-static member function. Such members might or might not exist at this point in construction/destruction and accessing them might result in undefined behavior. This check is identical to MISRAC++2008-15-3-3.

Coding standards

MISRA C++ 2008 15-3-3

(Required) Handlers of a function-try-block implementation of a class constructor or destructor shall not reference non-static members from this class or its bases.

Code examples

The following code example fails the check and will give a warning:

```
int throws();

class C
{
public:
    int x;
    static char c;
    C ( )
    {
        x = 0;
    }

    ~C ( )
    {
        try
        {
            throws();
            // Action that may raise an exception
        }
        catch ( ... )
        {
            if ( 0 == x ) // Non-compliant - x may not exist at this
point
            {
                // Action dependent on value of x
            }
        }
    }
};
```

The following code example passes the check and will not give a warning about this issue:

```

class C
{
public:
    int x;
    static char c;
    C ( )
    {
        try
        {
            // Action that may raise an exception
        }
        catch ( ... )
        {
            if ( 0 == c )
            {
                // Action dependent on value of c
            }
        }
    }

    ~C ( )
    {
        try
        {
            // Action that may raise an exception
        }
        catch (int i) {}
        catch ( ... )
        {
            if ( 0 == c )
            {
                // Action dependent on value of c
            }
        }
    }
};

```

COMMA-overload (C++ only)

Synopsis	Overloaded comma operator
Enabled by default	No

Severity/Certainty

Low/Low



Full description

There are overloaded versions of the comma and logical conjunction operators. These have the semantics of function calls whose sequence point and ordering semantics are different from those of the built-in versions. Because it might not be clear at the point of use that these operators are overloaded, developers might be unaware which semantics apply. This check is identical to MISRAC++2008-5-2-11_b.

Coding standards

MISRA C++ 2008 5-2-11

(Required) The comma operator, && operator and the || operator shall not be overloaded.

Code examples

The following code example fails the check and will give a warning:

```
class C{
    bool x;
    bool operator,(bool other);
};

bool C::operator,(bool other){
    return x;
}
```

The following code example passes the check and will not give a warning about this issue:

```
class C{
    int x;
    int operator+(int other);
};

int C::operator+(int other){
    return x + other;
}
```


COMMENT-nested

Synopsis

Appearances of /* inside comments


Enabled by default

Yes

Severity/Certainty	<p>Low/High</p> 
Full description	<p>Appearances of <code>/*</code> inside comments. C does not support nesting of comments. This can cause confusion when some code does not execute as expected. For example: <code>/* A comment, end comment marker accidentally omitted <<New Page>> initialize(X); /* this comment is not compliant */</code> In this case, X will not be initialized because the code is hidden in a comment. This check is identical to MISRAC2004-2.3, MISRAC++2008-2-7-1.</p>
Coding standards	<p>MISRA C:2004 2.3</p> <p style="padding-left: 40px;">(Required) The character sequence <code>/*</code> shall not be used within a comment.</p> <p>MISRA C++ 2008 2-7-1</p> <p style="padding-left: 40px;">(Required) The character sequence <code>/*</code> shall not be used within a C-style comment.</p>
Code examples	<p>The following code example fails the check and will give a warning:</p> <pre>void example(void) { /* This comment starts here /* Nested comment starts here */ }</pre> <p>The following code example passes the check and will not give a warning about this issue:</p> <pre>void example(void) { /* This comment starts here */ /* Nested comment starts here */ }</pre>


CONST-member-ret (C++ only)

Synopsis	A member function qualified as <code>const</code> returns a pointer member variable.
Enabled by default	Yes


Severity/Certainty	Medium/Medium 
Full description	A member function qualified as <code>const</code> returns a pointer member variable. This might violate the semantics of the function's <code>const</code> qualification, as the data at that address might be overwritten, or the memory itself might be freed. This will not be identified by a compiler, because the pointer being returned is a copy even though the memory to which it refers is vulnerable. This check is identical to MISRAC++2008-9-3-1.
Coding standards	MISRA C++ 2008 9-3-1 (Required) <code>const</code> member functions shall not return non- <code>const</code> pointers or references to class-data.
Code examples	The following code example fails the check and will give a warning: <pre>class C{ int* foo() const { return p; } int* p; };</pre> <p>The following code example passes the check and will not give a warning about this issue:</p> <pre>class C{ int* foo() { return p; } int* p; };</pre>

COP-alloc-ctor (C++ only)


Synopsis	A class member is deallocated in the class' destructor, but not allocated in a constructor or assignment operator.
Enabled by default	No

Severity/Certainty	<p>High/Medium</p> 
Full description	<p>A class member is deallocated in the class' destructor but is not allocated in a constructor or assignment operator (<code>operator=</code>). Even if this is intentional (and the class' pointer attributes are allocated elsewhere) it is still dangerous, because it subverts the Resource Acquisition is Initialization convention, and consequently users of the class might accidentally misuse it.</p>
Coding standards	<p>CWE 401</p> <p style="text-align: center;">Improper Release of Memory Before Removing Last Reference ('Memory Leak')</p>
Code examples	<p>The following code example fails the check and will give a warning:</p> <pre>class MyClass{ int *p; public: MyClass(){ //p is not allocated in //this constructor ~MyClass(){ delete p; } };</pre> <p>The following code example passes the check and will not give a warning about this issue:</p> <pre>class MyClass{ int *p; public: MyClass(){ p = new int(0); //OK - p is allocated } ~MyClass(){ delete p; } };</pre>


COP-assign-op-ret (C++ only)

Synopsis	An assignment operator of a C++ class does not return a non-const reference to <code>this</code> .
Enabled by default	Yes
Severity/Certainty	Low/High 
Full description	An assignment operator of a C++ class is incorrectly defined. Probably it does not return a non-const reference to the left-hand side of the assignment. This can cause unexpected behavior in situations where the assignment is chained with others, or the return value is used as a left-hand side argument to a subsequent assignment. A non-const reference as the return type should be used because it is the convention; it will not achieve any added code safety, and it makes the assignment operator more restrictive.
Coding standards	This check does not correspond to any coding standard rules.
Code examples	<p>The following code example fails the check and will give a warning:</p> <pre>class MyClass{ int x; public: MyClass &operator=(MyClass &rhs){ x = rhs.x; return rhs; // should return *this } };</pre> <p>The following code example passes the check and will not give a warning about this issue:</p> <pre>class MyClass{ int x; public: MyClass &operator=(const MyClass &rhs) { x = rhs.x; return *this; // a properly defined operator= } };</pre>

COP-assign-op-self (C++ only)

Synopsis	Assignment operator does not check for self-assignment before allocating member functions
Enabled by default	Yes
Severity/Certainty	Medium/High 
Full description	An assignment operator does not check for self-assignment before allocating member functions. If self-assignment occurs in a user-defined object which uses dynamic memory allocation, references to allocated memory will be lost if they are reassigned. This will most likely cause a memory leak, as well as unexpected results, because the objects referred to by any pointers are lost.
Coding standards	CERT MEM42-CPP Ensure that copy assignment operators do not damage an object that is copied to itself
Code examples	The following code example fails the check and will give a warning: <pre>class MyClass{ int* p; MyClass& operator=(const MyClass& rhs){ p = new int(*(rhs.p)); //reference to the old //memory is lost return *this; } };</pre> <p>The following code example passes the check and will not give a warning about this issue:</p> <pre>class MyClass{ int* p; MyClass& operator=(const MyClass& rhs){ if (&rhs != this) //the pointer is not reallocated //if the object is assigned to itself p = new int(*(rhs.p)); return *this; } };</pre>

COP-assign-op (C++ only)

Synopsis	There is no assignment operator defined for a class whose destructor deallocates memory.
Enabled by default	Yes
Severity/Certainty	Medium/High 
Full description	There is no assignment operator defined for a class whose destructor deallocates memory, so the compiler's synthesized assignment operator will be created and used if needed. This will only perform shallow copies of any pointer values, meaning that multiple instances of a class might inadvertently contain pointers to the same memory. Although a synthesized assignment operator might be adequate and appropriate for classes whose members include only (non-pointer) built-in types, in a class that dynamically allocates memory it could easily lead to unexpected behavior or attempts to access freed memory. In that case, if a copy is made and one of the two is destroyed, any deallocated pointers in the other will become invalid. This check should only be selected if all of a class' copy control functions are defined in the same file.
Coding standards	This check does not correspond to any coding standard rules.
Code examples	The following code example fails the check and will give a warning: <pre> class MyClass{ int* p; public: ~MyClass(){ delete p; //this class has no assignment operator } }; int main(){ MyClass *original = new MyClass; MyClass copy; copy = *original; //copy's p == original's p delete original; //p is deallocated; copy now has an invalid pointer } </pre>


The following code example passes the check and will not give a warning about this issue:

```
class MyClass{
    int* p;

    ~MyClass(){
        delete p; //OK - the assignment operator will
                //not be synthesized
    }

    MyClass& operator=(const MyClass& rhs){
        if (this != &rhs)
            p = new int;
        return *this;
    }
};
```

COP-copy-ctor (C++ only)

Synopsis	A class which uses dynamic memory allocation does not have a user-defined copy constructor.
Enabled by default	Yes
Severity/Certainty	Medium/High 
Full description	A class which uses dynamic memory allocation does not have a user-defined copy constructor, so the compiler's synthesized copy constructor will be created and used if needed. This will only perform shallow copies of any pointer values, meaning that multiple instances of a class might inadvertently contain pointers to the same memory. Although a synthesized copy constructor might be adequate and appropriate for classes whose members include only (non-pointer) built-in types, in a class that dynamically allocates memory, it might easily lead to unexpected behavior or attempts to access freed memory. In that case, if a copy is made and one of the two is destroyed, any deallocated pointers in the other will become invalid. This check should only be selected if all of a class' copy control functions are defined in the same file.
Coding standards	This check does not correspond to any coding standard rules.

Code examples

The following code example fails the check and will give a warning:

```
class MyClass{
    int *p;
public:
    MyClass(){          //not a copy constructor
        p = new int; //one will be synthesized
    }

    ~MyClass(){
        delete p;
    }
};

int main(){
    MyClass *original = new MyClass;
    MyClass copy(*original); //copy's p == original's p
    delete original; //p is deallocated; copy now has an invalid
pointer
}
```

The following code example passes the check and will not give a warning about this issue:

```
class MyClass{
    int *p;
public:

    MyClass(MyClass& rhs){
        p = new int;
        *p = *(rhs.p);
    }

    ~MyClass(){
        delete p;
    }
};
```


COP-dealloc-dtor (C++ only)

Synopsis

A class member has memory allocated in a constructor or an assignment operator, that is not released in the destructor.

Enabled by default

No

Severity/Certainty	<p>High/Medium</p> 
Full description	<p>A class member has memory allocated to it in a constructor or assignment operator, that is not released in the class' destructor. This will most likely cause a memory leak when objects of this class are created and destroyed. Even if this is intentional (and the memory is released elsewhere) it is still dangerous, because it subverts the Resource Acquisition is Initialization convention, and consequently users of the class might not release the memory at all.</p>
Coding standards	<p>CWE 401</p> <p style="text-align: center;">Improper Release of Memory Before Removing Last Reference ('Memory Leak')</p>
Code examples	<p>The following code example fails the check and will give a warning:</p> <pre>class MyClass{ int *p; public: MyClass() { p = 0; } MyClass(int i) { p = new int[i]; } ~MyClass() {} //p not deleted here }; int main(void){ MyClass *cp = new MyClass(5); delete cp; }</pre> <p>The following code example passes the check and will not give a warning about this issue:</p>


```

class MyClass{
    int *p;

public:
    MyClass(){
        p = 0;
    }


    MyClass(int i){
        p = new int[i];
    }

    ~MyClass(){
        if(p)
            delete[] p; //OK - p is deleted here
    }
};

int main(void){
    MyClass *cp = new MyClass(5);
    delete cp;
}

```

COP-dtor-throw (C++ only)

Synopsis	An exception is thrown, or might be thrown, in a class destructor.
Enabled by default	Yes
Severity/Certainty	Medium/Medium 
Full description	An exception is thrown, or might be thrown, in a class destructor. When the destructor is called, stack unwinding takes place. If an exception is thrown at this time, the application will crash. This check is identical to MISRAC++2008-15-5-1.
Coding standards	CERT ERR33-CPP Destructors must not throw exceptions MISRA C++ 2008 15-5-1 (Required) A class destructor shall not exit with an exception.

Code examples

The following code example fails the check and will give a warning:

```
class E{};

class C {
    ~C() {
        if (!p){
            throw E(); //may throw an exception here
        }
    }
    int* p;
};
```

The following code example passes the check and will not give a warning about this issue:

```
void do_something();

class C {
    ~C() { //OK
        if (!p){
            do_something();
        }
    }
    int* p;
};
```

COP-dtor (C++ only)

Synopsis

A class which dynamically allocates memory in its copy control functions does not have a destructor.

Enabled by default

Yes

Severity/Certainty

High/Medium



Full description

A class which dynamically allocates memory in its copy control functions does not have a destructor. This will most likely result in a memory leak. If memory is dynamically allocated in the constructors or assignment operators, there must be a matching destructor to free it. If a destructor is not defined, the compiler will synthesize one, which will destroy any pointers but will not release their contents back to the heap. Even if this is intentional (and the memory is released elsewhere) it is still dangerous, because

it subverts the Resource Acquisition is Initialization convention, and consequently users of the class might not release the memory at all. This check should only be used if all of a class' copy control functions are defined in the same file.

Coding standards

CWE 401

Improper Release of Memory Before Removing Last Reference ('Memory Leak')

Code examples

The following code example fails the check and will give a warning:

```
class MyClass{
    int* p;

public:
    MyClass(){
        p = new int;
    }
};
```

The following code example passes the check and will not give a warning about this issue:

```
class MyClass{
    int* p;

public:
    MyClass(){
        p = new int;
    }


    ~MyClass(){
        delete p;
    }
};
```

COP-init-order (C++ only)**Synopsis**

Data members are initialized with other data members that are in the same initialization list.

Enabled by default

No

Severity/Certainty	<p>Medium/Medium</p> 
Full description	<p>Data members are initialized with other data members that are in the same initialization list. This can cause confusion, and might produce incorrect output, because data members are initialized in order of their declaration and not in the order of the initialization list.</p>
Coding standards	<p>CERT OOP37-CPP</p> <p style="padding-left: 40px;">Constructor initializers should be ordered correctly</p> <p>CWE 456</p> <p style="padding-left: 40px;">Missing Initialization</p>
Code examples	<p>The following code example fails the check and will give a warning:</p> <pre>class C{ int x; int y; C(): x(5), y(x) //Initializing using another member {} };</pre> <p>The following code example passes the check and will not give a warning about this issue:</p> <pre>class C{ int x; int y; C(): x(5), y(5) //OK {} };</pre>

COP-init-uninit (C++ only)

Synopsis	An initializer list reads the values of still uninitialized members.
Enabled by default	Yes

Severity/Certainty

High/High



Full description

The expressions used to initialize a class member contain other class members, that have not yet been initialized themselves. The order in which they are initialized depends on the order of their declarations in the class definition and not on the order in which the members appear in the list, which might feel counter-intuitive. This might cause some of the object's attributes to have incorrect values, leading to logic errors or an application crash if the class handles dynamic memory.

Coding standards

CWE 456

Missing Initialization

Code examples

The following code example fails the check and will give a warning:

```
class C{
    int y;
    int x;
    C():
        x(5),
        y(x) //x has not been initialized yet,
            //as y was defined first (line 2)
    {}
};
```

The following code example passes the check and will not give a warning about this issue:

```
class C{
    int x;
    int y;
    C():
        x(5),
        y(x) //OK - x has been initialized
    {}
};
```


COP-member-uninit (C++ only)

Synopsis


A member of a class is not initialized in one of the class constructors.

Enabled by default

Yes

Severity/Certainty	Medium/Medium 
Full description	A member of a class is not initialized in one of the class constructors. This might cause unexpected or unpredictable program behavior, and can be very difficult to identify as the cause. Because members of built-in types are not given a default initialization, constructors must initialize all members of a class. Even if this is intentional (and the attribute is initialized elsewhere) it is still dangerous, because it subverts the Resource Acquisition is Initialization convention, and consequently users of the class might not initialize the attribute. Uninitialized data can lead to incorrect program flow, and might cause the application to crash if the class handles dynamic memory.
Coding standards	CWE 456 <p style="text-align: center;">Missing Initialization</p>
Code examples	The following code example fails the check and will give a warning: <pre>struct S{ int x; S() {} //this constructor should initialize x };</pre> <p>The following code example passes the check and will not give a warning about this issue:</p> <pre>struct S{ int x; S() : x(1) {} //OK - x is initialized };</pre>

CPU-ctor-call-virt (C++ only)

Synopsis	A virtual member function is called in a class constructor.
Enabled by default	Yes
Severity/Certainty	Medium/High 

Full description When an instance is constructed, the virtual member function of its base class is called, rather than the function of the actual class being constructed. This might result in the incorrect function being called, and consequently incorrect data or uninitialized elements. This check is identical to MISRAC++2008-12-1-1_a.

Coding standards CERT OOP30-CPP

Do not invoke virtual functions from constructors or destructors

MISRA C++ 2008 12-1-1

(Required) An object's dynamic type shall not be used from the body of its constructor or destructor.

Code examples

The following code example fails the check and will give a warning:

```
#include <iostream>

class A {
public:
    A() { f(); } //virtual member function is called
    virtual void f() const { std::cout << "A::f\n"; }
};

class B: public A {
public:
    virtual void f() const { std::cout << "B::f\n"; }
};

int main(void) {
    B *b = new B();
    delete b;
    return 0;
}
```

The following code example passes the check and will not give a warning about this issue:


```
#include <iostream>

class A {
public:
    A() { } //OK - constructor does not call any virtual
           //member functions
    virtual void f() const { std::cout << "A::f\n"; }
};

class B: public A {
public:
    virtual void f() const { std::cout << "B::f\n"; }
};

int main(void) {
    B *b = new B();
    delete b;
    return 0;
}
```

CPU-ctor-implicit (C++ only)

Synopsis	Constructors that are callable with a single argument of fundamental type are not declared <code>explicit</code> .
Enabled by default	No
Severity/Certainty	Low/Medium 
Full description	Constructors that are callable with a single argument of fundamental type are not declared <code>explicit</code> . This means that nothing prevents the constructor from being used to implicitly convert from a fundamental type to the class type. This check is identical to MISRAC++2008-12-1-3.
Coding standards	CERT OOP32-CPP <p style="text-align: center;">Ensure that single-argument constructors are marked "explicit"</p> MISRA C++ 2008 12-1-3 <p style="text-align: center;">(Required) All constructors that are callable with a single argument of fundamental type shall be declared explicit.</p>

Code examples


The following code example fails the check and will give a warning:

```
class C{
    C(double x){} //should be explicit
};
```

The following code example passes the check and will not give a warning about this issue:

```
class C{
    explicit C(double x){} //OK
};
```

CPU-delete-throw (C++ only)

Synopsis	An exception is thrown, or might be thrown, in an overloaded <code>delete</code> or <code>delete[]</code> operator.
Enabled by default	Yes
Severity/Certainty	Medium/Medium 
Full description	An exception is thrown, or might be thrown, in an overloaded <code>delete</code> or <code>delete[]</code> operator. Because memory is often deallocated in a destructor, an exception that is thrown in a <code>delete</code> or <code>delete[]</code> operator is likely to be thrown during stack unwinding, which will cause the application to crash.
Coding standards	CERT ERR38-CPP Deallocation functions must not throw exceptions
Code examples	The following code example fails the check and will give a warning:

```
class E{};


class C {
    void operator delete[ ](void* p) {
        if (!p){
            throw E(); //may throw an exception here
        }
    }
    int* p;
};
```

The following code example passes the check and will not give a warning about this issue:

```
void do_something();

class C {
    void operator delete[ ](void* p) { //OK
        if (!p){
            do_something();
        }
    }
    int* p;
};
```

CPU-delete-void (C++ only)


Synopsis	A pointer to void is used in <code>delete</code> , causing the destructor not to be called.
Enabled by default	Yes
Severity/Certainty	Medium/Medium 
Full description	A pointer to void is used in <code>delete</code> . When <code>delete</code> is called on a void pointer in C++, the object is deallocated from memory but its destructor is not called.
Coding standards	This check does not correspond to any coding standard rules.
Code examples	The following code example fails the check and will give a warning:

```
void example(void *a) {
    delete a;
}
```

The following code example passes the check and will not give a warning about this issue:

```
void example(int *a) {
    delete a;
}
```

CPU-dtor-call-virt (C++ only)

Synopsis	A virtual member function is called in a class destructor.
Enabled by default	Yes
Severity/Certainty	Medium/High 
Full description	When an instance is destroyed, the virtual member function of its base class is called, rather than the function of the actual class being destroyed. This might result in the incorrect function being called, and consequently dynamic memory might not be properly deallocated, or some other unwanted behavior might occur. This check is identical to MISRAC++2008-12-1-1_b.
Coding standards	CERT OOP30-CPP Do not invoke virtual functions from constructors or destructors MISRA C++ 2008 12-1-1 (Required) An object's dynamic type shall not be used from the body of its constructor or destructor.
Code examples	The following code example fails the check and will give a warning:

```

#include <iostream>

class A {
public:
    ~A() { f(); } //virtual member function is called
    virtual void f() const { std::cout << "A::f\n"; }
};

class B: public A {
public:
    virtual void f() const { std::cout << "B::f\n"; }
};

int main(void) {
    B *b = new B();
    delete b;
    return 0;
}

```

The following code example passes the check and will not give a warning about this issue:

```

#include <iostream>

class A {
public:
    ~A() { } //OK - constructor does not call any virtual
            //member functions
    virtual void f() const { std::cout << "A::f\n"; }
};


class B: public A {
public:
    virtual void f() const { std::cout << "B::f\n"; }
};

int main(void) {
    B *b = new B();
    delete b;
    return 0;
}

```

CPU-malloc-class (C++ only)

Synopsis	An allocation of a class instance with <code>malloc()</code> does not call a constructor.
Enabled by default	Yes

Severity/Certainty	Low/High 
Full description	When allocating memory for a class instance with <code>malloc()</code> , no class constructor is called. Using <code>malloc()</code> creates an uninitialized object. To initialize the object at allocation, use the <code>new</code> operator
Coding standards	This check does not correspond to any coding standard rules.
Code examples	<p>The following code example fails the check and will give a warning:</p> <pre>#include <stdlib.h> class Foo { public: void setA(int val){ a=val; } private: int a; }; void main(){ Foo *fooArray; //malloc of class Foo fooArray = static_cast<Foo*>(malloc(5 * sizeof(Foo))); fooArray->setA(4); }</pre> <p>The following code example passes the check and will not give a warning about this issue:</p>


```
#include <stdlib.h>

void main(){

    int *fooArray;
    fooArray = static_cast<int*>(malloc(5 * sizeof(int)));
    *fooArray = 4;

}
```

CPU-nonvirt-dtor (C++ only)

Synopsis	A public non-virtual destructor is defined in a class with virtual methods.
Enabled by default	Yes
Severity/Certainty	Medium/High 
Full description	A public non-virtual destructor is defined in a class with virtual methods. Calling <code>delete</code> on a pointer to any class derived from this one might call the wrong destructor. If any class might be a base class (by having virtual methods), then its destructor should be either be <code>virtual</code> or <code>protected</code> so that callers cannot destroy derived objects via pointers to the base.
Coding standards	CERT OOP34-CPP <p style="text-align: center;">Ensure the proper destructor is called for polymorphic objects</p>
Code examples	The following code example fails the check and will give a warning:

```
#include <iostream>

class Base
{
public:
    Base() { std::cout<< "Constructor: Base" << std::endl;}
    virtual void f(void) {}
    //non-virtual destructor:
    ~Base() { std::cout<< "Destructor : Base" << std::endl;}
};

class Derived: public Base
{
public:
    Derived() { std::cout << "Constructor: Derived" << std::endl;}
    void f(void) { std::cout << "Calling f()" << std::endl; }
    virtual ~Derived() { std::cout << "Destructor : Derived" <<
std::endl;}
};

int main(void)
{
    Base *Var = new Derived();
    delete Var;
    return 0;
}
```

The following code example passes the check and will not give a warning about this issue:

```

#include <iostream>


class Base
{
public:
    Base() { std::cout << "Constructor: Base" << std::endl;}
    virtual void f(void) {}
    virtual ~Base() { std::cout << "Destructor : Base" <<
std::endl;}
};

class Derived: public Base
{
public:
    Derived() { std::cout << "Constructor: Derived" << std::endl;}
    void f(void) { std::cout << "Calling f()" << std::endl; }
    ~Derived() { std::cout << "Destructor : Derived" << std::endl;}
};

int main(void)
{
    Base *Var = new Derived();
    delete Var;
    return 0;
}

```

CPU-return-ref-to-class-data (C++ only)

Synopsis	Member functions return non-const handles to members.
Enabled by default	Yes
Severity/Certainty	Medium/High 
Full description	Member functions return non-const handles to members. Implement class interfaces with member functions to retain more control over how the object state can be modified and to make it easier to maintain a class without affecting clients. Returning a handle to class-data allows clients to modify the state of the object without using any interfaces. This check is identical to MISRAC++2008-9-3-2.
Coding standards	CERT OOP35-CPP

Do not return references to private data

MISRA C++ 2008 9-3-2

(Required) Member functions shall not return non-const handles to class-data.

Code examples

The following code example fails the check and will give a warning:

```
class C{
    int x;
public:
    int& foo();
    int* bar();
};

int& C::foo() {
    return x; //returns a non-const reference to x
}

int* C::bar() {
    return &x; //returns a non-const pointer to x
}
```

The following code example passes the check and will not give a warning about this issue:

```
class C{
    int x;
public:
    const int& foo();
    const int* bar();
};

const int& C::foo() {
    return x; //OK - returns a const reference
}

const int* C::bar() {
    return &x; //OK - returns a const pointer
}
```


DECL-implicit-int

Synopsis

An object or function of the type `int` is declared or defined, but its type is not explicitly stated.


Enabled by default

No


Severity/Certainty	<p>Medium/High</p> 
Full description	<p>An object or function of the type <code>int</code> is declared or defined, but its type is not explicitly stated. The type of an object or function must be explicitly stated. This check is identical to MISRAC2004-8.2, MISRAC2012-Rule-8.1.</p>
Coding standards	<p>CERT DCL31-C</p> <p style="padding-left: 40px;">Declare identifiers before using them</p> <p>MISRA C:2004 8.2</p> <p style="padding-left: 40px;">(Required) Whenever an object or function is declared or defined, its type shall be explicitly stated.</p> <p>MISRA C:2012 Rule-8.1</p> <p style="padding-left: 40px;">(Required) Types shall be explicitly specified</p>
Code examples	<p>The following code example fails the check and will give a warning:</p> <pre>void func(void) { static y; }</pre> <p>The following code example passes the check and will not give a warning about this issue:</p> <pre>void func(void) { int x; }</pre>

DEFINE-hash-multiple

Synopsis	Multiple # or ## operators in a macro definition.
Enabled by default	Yes

Severity/Certainty	Medium/Low 
Full description	The order of evaluation associated with both the # and ## preprocessor operators is unspecified. Avoid this problem by having only one occurrence of either operator in any single macro definition (i.e. one #, or one ##, or neither). This check is identical to MISRAC2004-19.12, MISRAC++2008-16-3-1.
Coding standards	MISRA C:2004 19.12 <p>(Required) There shall be at most one occurrence of the # or ## preprocessor operators in a single macro definition.</p> MISRA C++ 2008 16-3-1 <p>(Required) There shall be at most one occurrence of the # or ## operators in a single macro definition.</p>
Code examples	The following code example fails the check and will give a warning: <pre>#define C(x, y)# x ## y/* Non-compliant */</pre> The following code example passes the check and will not give a warning about this issue: <pre>#define A(x)#x/* Compliant */</pre>

ENUM-bounds

Synopsis	Conversions to <code>enum</code> that are out of range of the enumeration.
Enabled by default	No
Severity/Certainty	Medium/Medium 
Full description	There are conversions to <code>enum</code> that are out of range of the enumeration. This check is identical to MISRAC++2008-7-2-1.
Coding standards	MISRA C++ 2008 7-2-1

(Required) An expression with enum underlying type shall only have values corresponding to the enumerators of the enumeration.

Code examples

The following code example fails the check and will give a warning:

```
enum ens { ONE, TWO, THREE };

void example(void)
{
    ens one = (ens)10;
}
```

The following code example passes the check and will not give a warning about this issue:

```
enum ens { ONE, TWO, THREE };

void example(void)
{
    ens one = ONE;
    ens two = TWO;
    two = one;
}
```

EXP-cond-assign

Synopsis

An assignment might be mistakenly used as the condition for an `if`, `for`, `while`, or `do` statement.

Enabled by default

Yes

Severity/Certainty

Low/High



Full description

An assignment might be mistakenly used as the condition for an `if`, `for`, `while`, or `do` statement. This condition will either always or never hold, depending on the value of the second operand. This was most likely intended to be a comparison, not an assignment. This might cause incorrect program flow, and possibly an infinite loop. This check is identical to MISRAC2012-Rule-13.4_a.

Coding standards

CERT EXP18-C

Do not perform assignments in selection statements

CERT EXP19-CPP

Do not perform assignments in conditional expressions

CWE 481

Assigning instead of Comparing

MISRA C:2012 Rule-13.4

(Advisory) The result of an assignment operator should not be used

Code examples

The following code example fails the check and will give a warning:

```
int example(void) {
    int x = 2;
    if (x = 3)
        return 1;
    return 0;
}
```

The following code example passes the check and will not give a warning about this issue:

```
int example(void) {
    int x = 2;
    if (x == 3)
        return 1;
    return 0;
}
```

EXP-dangling-else

Synopsis

An `else` branch might be connected to an unexpected `if` statement.

Enabled by default

Yes

Severity/Certainty

Medium/High



Full description

An `else` branch might be connected to an unexpected `if` statement. An `else` branch is always connected with the closest possible `if` statement, but this might not always be the intention of the programmer. By explicitly putting braces around `if` statements

where there might be ambiguity, you make the code more readable and your intentions clearer.

Coding standards

CWE 483

Incorrect Block Delimitation

Code examples

The following code example fails the check and will give a warning:

```
void foo(int x, int y){
    if (x < y)
        if (x == 1)
            ++y;
    else
        ++x;
}
```

The following code example passes the check and will not give a warning about this issue:

```
void foo(int x, int y){
    if (x < y){
        if (x == 1)
            ++y;
    }
    else
        ++x;
}
```

EXP-loop-exit

Synopsis

An unconditional `break`, `continue`, `return`, or `goto` within a loop.

Enabled by default

Yes

Severity/Certainty

Low/High



Full description

There is an unconditional `break`, `goto`, `continue` or `return` in a loop. This means that some iterations of the loop will never be executed. This is most likely not the intended behavior.

Coding standards

This check does not correspond to any coding standard rules.

Code examples

The following code example fails the check and will give a warning:

```
void example(void) {
    int x = 1;
    int i;

    for (i = 0; i < 10; i++) {
        x = x + 1;
        break; /* Unexpected loop exit */
    }
}
```

The following code example passes the check and will not give a warning about this issue:

```
void example(int a) {
    int x = 1;
    int i;

    for (i = 0; i < 10; i++) {
        x = x + 1;
        if (x > a) {
            break; /* loop exit is conditional */
        }
    }
}
```

EXP-main-ret-int

Synopsis

The return type of `main()` is not `int`.

Enabled by default

No

Severity/Certainty

Low/High



Full description

The return type of the `main` function is not `int`. The `main` function is expected to return an integer, so that the caller of the application can determine whether the application executed successfully or failed.

Coding standards

This check does not correspond to any coding standard rules.

Code examples

The following code example fails the check and will give a warning:

```
void main() { }; //main does not return an int
```

The following code example passes the check and will not give a warning about this issue:

```
int main() {return 1;} //OK - main returns an int
```

EXP-null-stmt

Synopsis

The body of an `if`, `while`, or `for` statement is a null statement.

Enabled by default

No

Severity/Certainty

Low/High



Full description

The body of an `if`, `while`, or `for` statement is a null statement. This might be intentional (a placeholder), but because a null statement as the body is difficult to find when debugging or reviewing code, it is good practice to use an empty block to identify a stub body. Note that if the condition expression of a `for` loop has possible side-effects, or if an `if` statement has a null body but carries an `else` clause, this check will not give a warning.

Coding standards

CERT EXP15-C

Do not place a semicolon on the same line as an `if`, `for`, or `while` statement

CWE 483

Incorrect Block Delimitation

Code examples


The following code example fails the check and will give a warning:

```
void example(void) {
    int i;
    for (i=0; i!=10; ++i); //Null statement as the
                          //body of this for loop
}
```


The following code example passes the check and will not give a warning about this issue:

```
void example(void) {
    int i;
    for (i=0; i!=10; ++i){ //An empty block is much
    }                       //more readable
}
```

EXP-stray-semicolon


Synopsis	Stray semicolons on the same line as other code
Enabled by default	No
Severity/Certainty	Low/Low 
Full description	There are stray semicolons on the same line as other code. Before preprocessing, a null statement should only be on a line by itself; it can be followed by a comment only if the first character following the null statement is a whitespace character. This check is identical to MISRAC2004-14.3, MISRAC++2008-6-2-3.
Coding standards	CERT EXP15-C <p>Do not place a semicolon on the same line as an if, for, or while statement</p> <p>MISRA C:2004 14.3</p> <p>(Required) Before preprocessing, a null statement shall only occur on a line by itself; it may be followed by a comment, provided that the first character following the null statement is a whitespace character.</p> <p>MISRA C++ 2008 6-2-3</p> <p>(Required) Before preprocessing, a null statement shall only occur on a line by itself; it may be followed by a comment, provided that the first character following the null statement is a white-space character.</p>
Code examples	The following code example fails the check and will give a warning:

```
void example(void) {
    int i;
    for (i=0; i!=10; ++i); //Null statement as the
                          //body of this for loop
}
```

The following code example passes the check and will not give a warning about this issue:

```
void example(void) {
    int i;
    for (i=0; i!=10; ++i){ //An empty block is much
    }                       //more readable
}
```

EXPR-const-overflow

Synopsis	A constant unsigned integer expression overflows.
Enabled by default	Yes
Severity/Certainty	Medium/Medium 
Full description	A constant unsigned integer expression overflows. This check is identical to MISRAC2004-12.11, MISRAC++2008-5-19-1, MISRAC2012-Rule-12.4.
Coding standards	CWE 190 Integer Overflow or Wraparound MISRA C:2004 12.11 (Advisory) Evaluation of constant unsigned integer expressions should not lead to wrap-around. MISRA C:2012 Rule-12.4 (Advisory) Evaluation of constant expressions should not lead to unsigned integer wrap-around MISRA C++ 2008 5-19-1 (Advisory) Evaluation of constant unsigned integer expressions should not lead to wrap-around.

Code examples

The following code example fails the check and will give a warning:

```
void example(void) {
    (0xFFFFFFFF + 1u);
}
```

The following code example passes the check and will not give a warning about this issue:

```
void example(void) {
    0x7FFFFFFF + 0;
}
```

FPT-cmp-null

Synopsis

The address of a function is compared with `NULL`.

Enabled by default

Yes

Severity/Certainty

Low/High



Full description

The address of a function is compared with `NULL`. This is incorrect, because the address of a function is never `NULL`. If the intention was to call the function, but the parentheses were accidentally omitted, the application might behave unexpectedly because the address of the function is checked, not the return value. This means that the condition always holds, and any of the function's side-effects will not occur. If this was intentional, it is an unnecessary comparison, because a function address will never be `NULL`. If the function is declared but not defined, its address might fail to link if the function is called.

Coding standards

CWE 480

Use of Incorrect Operator

Code examples

The following code example fails the check and will give a warning:

```
int foo() {
    return 1;
}

int main(void) {
    if (foo == 0) { /* foo, not foo() */
        return 1;
    }

    return 0;
}
```


The following code example passes the check and will not give a warning about this issue:

```
int foo() {
    return 0;
}

int main(void) {
    if (foo() == 0) { /* foo() returns an int */
        return 1;
    }

    return 0;
}
```

FPT-literal

Synopsis	A function pointer that refers to a literal address is dereferenced.
Enabled by default	No
Severity/Certainty	High/Medium 
Full description	A function pointer that refers to a literal address is dereferenced. A literal address is always invalid as a function pointer, and dereferencing it is an illegal memory access that might cause the application to crash.
Coding standards	This check does not correspond to any coding standard rules.

Code examples

The following code example fails the check and will give a warning:

```
#include <stdlib.h>

typedef void (*fn)(int);

void baz(int x){
    ++x;
}

void example(void) {
    fn bar = NULL;

    /* ... */

    bar(1); //ERROR
}
```

The following code example passes the check and will not give a warning about this issue:

```
#include <stdlib.h>

typedef void (*fn)(int);

void baz(int x){
    ++x;
}

void example(void) {
    fn bar = NULL;

    /* ... */

    bar = baz;
    bar(1);
}
```


FPT-misuse

Synopsis

A function pointer is used in an invalid context.

Enabled by default

Yes

Severity/Certainty	<p>Low/High</p> 
Full description	<p>A function pointer is used in an invalid context. It is an error to use a function pointer to do anything other than calling the function being pointed to, comparing the function pointer to another pointer using != or ==, passing the function pointer to a function, returning the function pointer from a function, or storing the function pointer in a data structure. Misusing a function pointer might result in erroneous behavior, and in junk data being interpreted as instructions and being executed as such.</p>
Coding standards	<p>CERT EXP16-C</p> <p style="padding-left: 40px;">Do not compare function pointers to constant values</p> <p>CWE 480</p> <p style="padding-left: 40px;">Use of Incorrect Operator</p>
Code examples	<p>The following code example fails the check and will give a warning:</p> <pre> /* declare a function */ int foo(int x, int y){ return x+y; } #pragma diag_suppress=Pa153 int foo2(int x, int y) { if (foo) return (foo)(x,y); if (foo < foo2) return (foo)(x,y); return 0; } </pre> <p>The following code example passes the check and will not give a warning about this issue:</p>

```

typedef int (*fptr)(int,int);

int f_add(int x, int y){
    return x+y;
}

int f_sub(int x, int y){
    return x-y;
}

int foo(int opcode, int x, int y){

    fptr farray[2];
    farray[0] = f_add;
    farray[1] = f_sub;

    return (farray[opcode])(x,y);
}

int foo2(fptr f1, fptr f2){

    if (f1 == f2)
        return 1;
    else
        return 0;
}

```

FUNC-implicit-decl

Synopsis Functions are used without prototyping.

Enabled by default No

Severity/Certainty Medium/High




Full description Functions are used without prototyping. Functions must be prototyped before use. This check is identical to MISRAC2004-8.1, MISRAC2012-Rule-17.3, CERT-DCL31-C.

Coding standards	CERT DCL31-C Declare identifiers before using them MISRA C:2004 8.1 (Required) Functions shall have prototype declarations and the prototype shall be visible at both the function definition and call. MISRA C:2012 Rule-17.3 (Mandatory) A function shall not be declared implicitly
------------------	---

Code examples	The following code example fails the check and will give a warning: <pre>void func2(void) { func(); }</pre> The following code example passes the check and will not give a warning about this issue: <pre>void func(void); void func2(void) { func(); }</pre>
---------------	--

FUNC-unprototyped-all

Synopsis	Functions are declared with an empty () parameter list that does not form a valid prototype.
Enabled by default	No
Severity/Certainty	Medium/High 
Full description	Functions are declared with an empty () parameter list that does not form a valid prototype. Functions must be prototyped before use. This check is identical to MISRAC2004-16.5, MISRAC2012-Rule-8.2_a.
Coding standards	CERT DCL20-C

Always specify void even if a function accepts no arguments

MISRA C:2004 16.5

(Required) Functions with no parameters shall be declared and defined with the parameter list void.

MISRA C:2012 Rule-8.2

(Required) Function types shall be in prototype form with named parameters

Code examples


The following code example fails the check and will give a warning:

```
void func(); /* not a valid prototype in C */
void func2(void)
{
    func();
}
```

The following code example passes the check and will not give a warning about this issue:

```
void func(void);
void func2(void)
{
    func();
}
```

FUNC-unprototyped-used

Synopsis	Arguments are passed to functions without a valid prototype.
Enabled by default	Yes
Severity/Certainty	Low/Low 
Full description	Arguments are passed to functions without a valid prototype. This is permitted in C89, but it is unsafe because it bypasses all type checking.
Coding standards	CERT DCL20-C <p>Always specify void even if a function accepts no arguments</p> CERT DCL31-C

Declare identifiers before using them

Code examples

The following code example fails the check and will give a warning:

```
void func(); /* not a valid prototype in C */
void func2(void)
{
    func(77);
    func(77.0);
}
```

The following code example passes the check and will not give a warning about this issue:

```
void func(void);
void func2(void)
{
    func();
}
```

INCLUDE-c-file

Synopsis

A .c file includes one or more .c files.

Enabled by default

No

Severity/Certainty

Low/Low



Full description

A C file includes one or more C files. C files shall not include other C files.

Coding standards

This check does not correspond to any coding standard rules.

Code examples


The following code example fails the check and will give a warning:

```
#include "header.c"
void example(void) {}
```

The following code example passes the check and will not give a warning about this issue:


```
#include <stdlib.h>
void example(void) {}
```

INT-use-signed-as-unsigned-pos


Synopsis	A negative signed integer is implicitly cast to an unsigned integer.
Enabled by default	No
Severity/Certainty	Medium/Medium 
Full description	A negative signed integer is implicitly cast to an unsigned integer. The result of this cast will be a large integer, and using this value might result in unexpected behavior.
Coding standards	CWE 195 Signed to Unsigned Conversion Error
Code examples	The following code example fails the check and will give a warning: <pre>void example(int c) { int a = 5; if (c) { a=-10; } unsigned int b = a; }</pre> The following code example passes the check and will not give a warning about this issue: <pre>void example(int c) { int a = 10; if (c) { a=5; } unsigned int b = a; }</pre>

INT-use-signed-as-unsigned

Synopsis	A negative signed integer is implicitly cast to an unsigned integer.
Enabled by default	Yes

Severity/Certainty	Medium/Medium 
Full description	A negative signed integer is implicitly cast to an unsigned integer. The result of this cast will be a large integer, and using this value might result in unexpected behavior.
Coding standards	CWE 195 Signed to Unsigned Conversion Error
Code examples	The following code example fails the check and will give a warning: <pre>void example(void) { int a = -10; unsigned int b = a; }</pre> The following code example passes the check and will not give a warning about this issue: <pre>void example(void) { int a = 10; unsigned int b = a; }</pre>

ITR-end-cmp-aft (C++ only)

Synopsis	An iterator is used, then compared with <code>end()</code>
Enabled by default	Yes
Severity/Certainty	Medium/Medium 
Full description	An iterator is used, then compared with <code>end()</code> . Using an iterator requires that it does not point to the end of a container. Subsequently comparing it with <code>end()</code> or <code>rend()</code> means that it might have been invalid at the point of dereference.
Coding standards	CERT ARR35-CPP

Do not allow loops to iterate beyond the end of an array or container

Code examples

The following code example fails the check and will give a warning:

```
#include <vector>

int example(std::vector<int>& vec,
            std::vector<int>::iterator iter) {

    *iter = 4; //line 9 asserts that iter may be
              //at the end of vec

    if (iter != vec.end()) {
        return 0;
    }
    return 1;
}
```

The following code example passes the check and will not give a warning about this issue:

```
#include <vector>

int example(std::vector<int>& vec,
            std::vector<int>::iterator iter) {

    if (iter != vec.end()) {
        *iter = 4;
    }

    if (iter != vec.end()) {
        return 0;
    }
    return 1;
}
```

ITR-end-cmp-bef (C++ only)

Synopsis	An iterator is compared with <code>end()</code> or <code>rend()</code> , then dereferenced.
Enabled by default	Yes

Severity/Certainty

High/Medium



Full description

An iterator is compared with `end()` or `rend()`, then dereferenced. Although it is defined behavior for iterators to have a value of `end()` or `rend()`, dereferencing them at these values is undefined, and will most likely result in illegal memory access, creating a security vulnerability in the code. This error can occur if the programmer accidentally uses the wrong comparison operator, for example `==` instead of `!=`, or if the `then-` and `else-`clauses of an `if` statement have accidentally changed places.

Coding standards

This check does not correspond to any coding standard rules.

Code examples

The following code example fails the check and will give a warning:

```
#include <vector>


int foo(){
    std::vector<int> a(5,6);
    std::vector<int>::iterator i;
    for (i = a.begin(); i != a.end(); ++i){
        ;
    }
    *i; //here, i == a.end()
}
```

The following code example passes the check and will not give a warning about this issue:

```
#include <vector>

int foo(){
    std::vector<int> a(5,6);
    std::vector<int>::iterator i;
    *i;
    for (i = a.begin(); i != a.end(); ++i){
        *i; //OK - i will never be a.end()
    }
}
```

ITR-invalidated (C++ only)

Synopsis	An iterator assigned to point into a container is used or dereferenced even though it might be invalidated.
Enabled by default	Yes
Severity/Certainty	High/Medium 
Full description	An iterator is assigned to point into a container, but later modifications to that container might have invalidated the iterator. The iterator is then used or dereferenced, which might be undefined behavior. Like pointers, iterators must point to a valid memory address to be used. When a container is modified by member functions such as <code>insert</code> or <code>erase</code> , some iterators might become invalidated and therefore risky to use. Any function that can remove elements, and some functions that add elements, might invalidate iterators. Iterators should be reassigned into a container after modifications are made and before they are used again, to ensure that they all point to a valid part of the container.
Coding standards	CERT ARR32-CPP <p style="padding-left: 40px;">Do not use iterators invalidated by container modification</p> CWE 119 <p style="padding-left: 40px;">Improper Restriction of Operations within the Bounds of a Memory Buffer</p> CWE 672 <p style="padding-left: 40px;">Operation on a Resource after Expiration or Release</p>
Code examples	The following code example fails the check and will give a warning:

```
#include <vector>

void example(){
    std::vector<int> a(5,6);
    std::vector<int>::iterator i;

    i = a.begin();
    while (i != a.end()){
        a.erase(i);
        ++i;
    }
}
```


The following code example passes the check and will not give a warning about this issue:

```
#include <vector>

void example(){
    std::vector<int> a(5,6);
    std::vector<int>::iterator i;

    i = a.begin();
    while (i != a.end()){
        i = a.erase(a.begin());
    }
}
```

ITR-mismatch-alg (C++ only)

Synopsis	A pair of iterators passed to an STL algorithm function point to different containers.
Enabled by default	No
Severity/Certainty	High/Low 
Full description	A pair of iterators passed to an STL algorithm function point to different containers. This can cause the application to access invalid memory, which might lead to a crash or a security vulnerability.
Coding standards	This check does not correspond to any coding standard rules.

Code examples

The following code example fails the check and will give a warning:

```
#include <stdlib.h>
#include <vector>
#include <algorithm>

void example(void) {
    std::vector<int> v, w;
    for (int i=0; i != 10; ++i) {
        v.push_back(rand() % 100);
        w.push_back(rand() % 100);
    }
    std::sort(v.begin(), w.end()); //v and w are different
    containers
}
```

The following code example passes the check and will not give a warning about this issue:

```
#include <stdlib.h>
#include <vector>
#include <algorithm>

void example(void) {
    std::vector<int> v;
    for (int i=0; i != 10; ++i) {
        v.push_back(rand() % 100);
    }
    std::sort(v.begin(), v.end()); //OK
}
```

ITR-store (C++ only)

Synopsis	A container's <code>begin()</code> or <code>end()</code> iterator is stored and subsequently used.
Enabled by default	No
Severity/Certainty	Medium/Medium



Full description A container's `begin()` or `end()` iterator is stored and subsequently used. If the container is modified, these iterators will become invalidated. This could result in illegal memory access or a crash. Calling `begin()` and `end()` as these iterators are needed in loops and comparisons will ensure that only valid iterators are used.

Coding standards This check does not correspond to any coding standard rules.

Code examples The following code example fails the check and will give a warning:

```
#include <vector>

void increment_all(std::vector<int>& v) {
    std::vector<int>::iterator b = v.begin();
    std::vector<int>::iterator e = v.end();
    //Storing these iterators is dangerous and unnecessary

    for (std::vector<int>::iterator i = b; i != e; ++i){
        ++(*i);
    }
}
```

The following code example passes the check and will not give a warning about this issue:

```
#include <vector>


void increment_all(std::vector<int>& v) {
    for (std::vector<int>::iterator i = v.begin();
         i != v.end(); ++i){
        ++(*i); //OK
    }
}
```

ITR-uninit (C++ only)

Synopsis An iterator is dereferenced or incremented before it is assigned to point into a container.

Enabled by default Yes


Severity/Certainty High/Medium



Full description	An iterator is dereferenced or incremented before it is assigned to point into a container. This will result in undefined behavior if the path that uses the uninitialized iterator is executed, possibly causing illegal memory access or a crash.
Coding standards	CERT EXP33-C <p style="text-align: center;">Do not reference uninitialized memory</p> CWE 457 <p style="text-align: center;">Use of Uninitialized Variable</p>
Code examples	The following code example fails the check and will give a warning: <pre>#include <map> void example(std::map<int, int>& m, bool maybe) { std::map<int, int>::iterator i; *i; //i is uninitialized } The following code example passes the check and will not give a warning about this issue: <pre>#include <map> void example(std::map<int, int>& m) { std::map<int, int>::iterator i; i=m.begin(); //i is initialized *i; } </pre> </pre>

LIB-bsearch-overflow-pos

Synopsis	Arguments passed to <code>bsearch</code> might cause it to overrun.
Enabled by default	No
Severity/Certainty	High/Medium



Full description	A buffer overrun might be caused by a call to <code>bsearch</code> . This is because a buffer length being passed is greater than that of the buffer passed to either function as their first argument
Coding standards	<p>CWE 676 Use of Potentially Dangerous Function</p> <p>CWE 122 Heap-based Buffer Overflow</p> <p>CWE 121 Stack-based Buffer Overflow</p> <p>CWE 119 Improper Restriction of Operations within the Bounds of a Memory Buffer</p> <p>CWE 805 Buffer Access with Incorrect Length Value</p>
Code examples	<p>The following code example fails the check and will give a warning:</p> <pre>#include <stdlib.h> #include <stdio.h> int cmp(const void *a, const void *b) { return a == b; } void example(void) { int *a = malloc(sizeof(int) * 10); int *b = malloc(sizeof(int)); bsearch(b, a, 20, sizeof(int), &cmp); }</pre> <p>The following code example passes the check and will not give a warning about this issue:</p>

```


#include <stdlib.h>
#include <stdio.h>

int cmp(const void *a, const void *b) {
    return a == b;
}

void example(void) {
    int *a = malloc(sizeof(int) * 10);
    int *b = malloc(sizeof(int));
    bsearch(b, a, 10, sizeof(int), &cmp);
}

```

LIB-bsearch-overrun

Synopsis	Arguments passed to <code>bsearch</code> cause it to overrun.
Enabled by default	No
Severity/Certainty	High/Medium 
Full description	A buffer overrun is caused by a call to <code>bsearch</code> . This is because a buffer length being passed is greater than that of the buffer passed to either function as their first argument.
Coding standards	CWE 676 Use of Potentially Dangerous Function CWE 122 Heap-based Buffer Overflow CWE 121 Stack-based Buffer Overflow CWE 119 Improper Restriction of Operations within the Bounds of a Memory Buffer CWE 805 Buffer Access with Incorrect Length Value

Code examples

The following code example fails the check and will give a warning:

```
#include <stdlib.h>
#include <stdio.h>

int cmp(const void *a, const void *b) {
    return a == b;
}

void example(void) {
    int *a = malloc(sizeof(int) * 10);
    int *b = malloc(sizeof(int));
    bsearch(b, a, 20, sizeof(int), &cmp);
}
```

The following code example passes the check and will not give a warning about this issue:

```
#include <stdlib.h>
#include <stdio.h>

int cmp(const void *a, const void *b) {
    return a == b;
}

void example(void) {
    int *a = malloc(sizeof(int) * 10);
    int *b = malloc(sizeof(int));
    bsearch(b, a, 10, sizeof(int), &cmp);
}
```

LIB-fn-unsafe

Synopsis

A potentially unsafe library function is used.

Enabled by default

No

Severity/Certainty

Medium/Medium



Full description

A potentially unsafe library function is used, for which there is a safer alternative. This library function might create vulnerabilities like possible buffer overflow, because it does not check the size of a string before copying it into memory. The problem is that

`strcpy()` and `gets()` functions are used. `strncpy()` should be used instead of `strcpy()`, and `fgets()` instead of `gets()`, because they include an additional argument in which the input's maximum allowed length is specified.

Coding standards

CWE 242

Use of Inherently Dangerous Function

CWE 252

Unchecked Return Value

CWE 394

Unexpected Status Code or Return Value

CWE 477

Use of Obsolete Functions

Code examples

The following code example fails the check and will give a warning:

```
#include <stdio.h>

void example(char* buf1) {
    scanf("%s", buf1);
}
```

The following code example passes the check and will not give a warning about this issue:

```
#include <stdio.h>

void example(char* buf1, char* buf2) {
    strncpy(buf1, buf2, 5);
}
```

LIB-fread-overflow-pos

Synopsis

A call to `fread` might cause a buffer overrun.

Enabled by default

No

Severity/Certainty

Medium/Medium



Full description	<p>A call to <code>fread</code> might cause an overrun due to invalid arguments. <code>fread</code> takes an array as its first argument, the size of elements in the array as the second argument, and the number of elements in that array as the third. If <code>(size * count)</code> is greater than the allocated size of the array, an overrun will occur.</p>
Coding standards	<p>CWE 676 Use of Potentially Dangerous Function</p> <p>CWE 122 Heap-based Buffer Overflow</p> <p>CWE 121 Stack-based Buffer Overflow</p> <p>CWE 119 Improper Restriction of Operations within the Bounds of a Memory Buffer</p> <p>CWE 805 Buffer Access with Incorrect Length Value</p>
Code examples	<p>The following code example fails the check and will give a warning:</p> <pre>#include <stdio.h> #include <stdlib.h> void example(int b) { int *a = malloc(sizeof(int) * 10); int c; if (b) { c = 5; } else { c = 11; } fread(a, sizeof(int), c, NULL); }</pre> <p>The following code example passes the check and will not give a warning about this issue:</p>



```

#include <stdio.h>
#include <stdlib.h>

void example(int b) {
    int *a = malloc(sizeof(int) * 10);
    int c;
    if (b) {
        c = 10;
    } else {
        c = 5;
    }
    fread(a, sizeof(int), c, NULL);
}

```

LIB-fread-overflow

Synopsis	A call to <code>fread</code> causes a buffer overrun.
Enabled by default	Yes
Severity/Certainty	Medium/Medium 
Full description	A call to <code>fread</code> causes an overrun due to invalid arguments. <code>fread</code> takes an array as its first argument, the size of elements in the array as the second argument, and the number of elements in that array as the third. If $(size * count)$ is greater than the allocated size of the array, an overrun will occur.
Coding standards	CWE 676 Use of Potentially Dangerous Function CWE 122 Heap-based Buffer Overflow CWE 121 Stack-based Buffer Overflow CWE 119 Improper Restriction of Operations within the Bounds of a Memory Buffer CWE 805

Buffer Access with Incorrect Length Value

Code examples

The following code example fails the check and will give a warning:

```
#include <stdio.h>
#include <stdlib.h>

void example(void) {
    int *a = malloc(sizeof(int) * 10);
    fread(a, sizeof(int), 11, NULL);
}
```

The following code example passes the check and will not give a warning about this issue:

```
#include <stdio.h>
#include <stdlib.h>

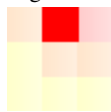
void example(void) {
    int *a = malloc(sizeof(int) * 10);
    fread(a, sizeof(int), 10, NULL);
}
```

LIB-memchr-overflow-pos

Synopsis A call to `memchr` might cause a buffer overrun.

Enabled by default No

Severity/Certainty High/Medium



Full description A call to `memchr` might cause a buffer overrun. If `memchr` is called with a size greater than the size of the allocated buffer, it will overrun and might cause a runtime error.

Coding standards CWE 676
 Use of Potentially Dangerous Function
 CWE 122
 Heap-based Buffer Overflow
 CWE 121

Stack-based Buffer Overflow

CWE 119

Improper Restriction of Operations within the Bounds of a Memory Buffer

CWE 805

Buffer Access with Incorrect Length Value

Code examples

The following code example fails the check and will give a warning:

```
#include <stdlib.h>

void example(int b) {
    char *a = malloc(sizeof(char) * 20);
    int c;
    if (b) {
        c = 21;
    } else {
        c = 5;
    }
    memchr(a, 'a', c);
}
```

The following code example passes the check and will not give a warning about this issue:

```
#include <stdlib.h>

void example(void) {
    char *a = malloc(sizeof(char) * 20);
    memchr(a, 'a', 10);
}
```

LIB-memchr-overflow

Synopsis


A call to memchr causes a buffer overrun.

Enabled by default

Yes

Severity/Certainty


High/Medium



Full description	A call to <code>memchr</code> causes a buffer overrun. If <code>memchr</code> is called with a size greater than the size of the allocated buffer, it will overrun and might cause a runtime error.
Coding standards	<p>CWE 676</p> <p>Use of Potentially Dangerous Function</p> <p>CWE 122</p> <p>Heap-based Buffer Overflow</p> <p>CWE 121</p> <p>Stack-based Buffer Overflow</p> <p>CWE 119</p> <p>Improper Restriction of Operations within the Bounds of a Memory Buffer</p> <p>CWE 805</p> <p>Buffer Access with Incorrect Length Value</p>
Code examples	<p>The following code example fails the check and will give a warning:</p> <pre>#include <stdlib.h> void example(void) { char *a = malloc(sizeof(char) * 20); memchr(a, 'a', 21); }</pre> <p>The following code example passes the check and will not give a warning about this issue:</p> <pre>#include <stdlib.h> void example(void) { char *a = malloc(sizeof(char) * 20); memchr(a, 'a', 10); }</pre>

LIB-memcpy-overrun-pos

Synopsis	A call to <code>memcpy</code> might cause the memory to overrun.
Enabled by default	No

Severity/Certainty	High/Medium 
Full description	A call to <code>memcpy</code> might cause the memory to overrun at either the destination or the source address.
Coding standards	<p>CWE 119 Improper Restriction of Operations within the Bounds of a Memory Buffer</p> <p>CWE 120 Buffer Copy without Checking Size of Input ('Classic Buffer Overflow')</p> <p>CWE 121 Stack-based Buffer Overflow</p> <p>CWE 122 Heap-based Buffer Overflow</p> <p>CWE 124 Buffer Underwrite ('Buffer Underflow')</p> <p>CWE 126 Buffer Over-read</p> <p>CWE 127 Buffer Under-read</p> <p>CWE 805 Buffer Access with Incorrect Length Value</p>
Code examples	The following code example fails the check and will give a warning:

```
#include <stdlib.h>


void func(int b)
{
    int *p1;
    int *p2;
    if (b) {
        p1 = malloc(20);
        p2 = malloc(10);
    } else {
        p2 = malloc(20);
        p1 = malloc(10);
    }
    memcpy(p1, p2, 4);
}
```

The following code example passes the check and will not give a warning about this issue:

```
#include <stdlib.h>

void func()
{
    int size = 10;
    int arr[size];
    int *ptr = malloc(size * sizeof(int));
    memcpy(ptr, arr, size);
}
```

LIB-memcpy-overflow

Synopsis	A call to <code>memcpy</code> or <code>memmove</code> causes the memory to overrun.
Enabled by default	Yes
Severity/Certainty	High/Medium 
Full description	A call to <code>memcpy</code> or <code>memmove</code> causes the memory to overrun at either the destination or the source address.
Coding standards	CWE 119

Improper Restriction of Operations within the Bounds of a Memory Buffer

CWE 120

Buffer Copy without Checking Size of Input ('Classic Buffer Overflow')

CWE 121

Stack-based Buffer Overflow

CWE 122

Heap-based Buffer Overflow

CWE 124

Buffer Underwrite ('Buffer Underflow')

CWE 126

Buffer Over-read

CWE 127

Buffer Under-read

CWE 805

Buffer Access with Incorrect Length Value

CWE 676

Use of Potentially Dangerous Function

Code examples

The following code example fails the check and will give a warning:

```
#include <stdlib.h>


void func()
{
    int size = 10;
    int arr1[10];
    int arr2[11];
    memcpy(arr2, arr1, sizeof(int) * (size + 1));
}
```

The following code example passes the check and will not give a warning about this issue:

```
#include <stdlib.h>
#include <string.h>

void func()
{
    int arr[10];
    int * ptr = (int *)malloc(sizeof(int) * 10);
    memcpy(ptr, arr, sizeof(int) * 10);
}
```

LIB-memset-overflow-pos

Synopsis	A call to <code>memset</code> might cause a buffer overrun.
Enabled by default	No
Severity/Certainty	High/Medium 
Full description	A call to <code>memset</code> might cause a buffer overrun. If <code>memset</code> is called with a size greater than the size of the allocated buffer, it will overrun and might cause a runtime error.
Coding standards	CWE 676 Use of Potentially Dangerous Function CWE 122 Heap-based Buffer Overflow CWE 121 Stack-based Buffer Overflow CWE 119 Improper Restriction of Operations within the Bounds of a Memory Buffer CWE 805 Buffer Access with Incorrect Length Value
Code examples	The following code example fails the check and will give a warning:


```
#include <stdlib.h>


void example(int b) {
    char *a = malloc(sizeof(char) * 20);
    int c;
    if (b) {
        c = 21;
    } else {
        c = 5;
    }
    memset(a, 'a', c);
}
```

The following code example passes the check and will not give a warning about this issue:

```
#include <stdlib.h>

void example(int b) {
    char *a = malloc(sizeof(char) * 20);
    int c;
    if (b) {
        c = 20;
    } else {
        c = 5;
    }
    memset(a, 'a', c);
}
```

LIB-memset-overflow

Synopsis	A call to <code>memset</code> causes a buffer overrun.
Enabled by default	Yes
Severity/Certainty	High/Medium 
Full description	A call to <code>memset</code> causes a buffer overrun. If <code>memset</code> is called with a size greater than the size of the allocated buffer, it will overrun and might cause a runtime error.
Coding standards	CWE 676

Use of Potentially Dangerous Function

CWE 122

Heap-based Buffer Overflow

CWE 121

Stack-based Buffer Overflow

CWE 119

Improper Restriction of Operations within the Bounds of a Memory Buffer

CWE 805

Buffer Access with Incorrect Length Value

Code examples

The following code example fails the check and will give a warning:

```
#include <stdlib.h>

void example(void) {
    char *a = malloc(sizeof(char) * 20);
    memset(a, 'a', 21);
}
```

The following code example passes the check and will not give a warning about this issue:

```
#include <stdlib.h>

void example(void) {
    char *a = malloc(sizeof(char) * 20);
    memset(a, 'a', 10);
}
```

LIB-putenv

Synopsis

putenv used to set environment variable values.

Enabled by default

No

Severity/Certainty


Medium/Medium



Full description	The POSIX function <code>putenv()</code> is used to set environment variable values. The <code>putenv()</code> function does not create a copy of the string supplied to it as an argument; instead it inserts a pointer to the string into the environment array. If a pointer to a buffer of automatic storage duration is supplied as an argument to <code>putenv()</code> , the memory allocated for that buffer might be overwritten when the containing function returns and stack memory is recycled.
Coding standards	CERT POS34-C Do not call <code>putenv()</code> with a pointer to an automatic variable as the argument CWE 676 Use of Potentially Dangerous Function
Code examples	The following code example fails the check and will give a warning: <pre>#include <stdlib.h> int func(const char *var) { char env[1024]; int retval = snprintf(env, sizeof(env), "TEST=%s", var); if (retval < 0 (size_t)retval >= sizeof(env)) { /* Handle error */ } return putenv(env); /* BUG: automatic storage is added to the global environment */ }</pre> The following code example passes the check and will not give a warning about this issue: <pre>#include <stdlib.h> int func(const char *var) { return setenv("TEST", var, 1); }</pre>

LIB-qsort-overflow-pos

Synopsis	Arguments passed to <code>qsort</code> might cause it to overrun.
Enabled by default	No

Severity/Certainty	<p>High/Medium</p> 
Full description	<p>A buffer overrun might be caused by a call to <code>qsort</code>. This is because a buffer length being passed is greater than that of the buffer passed to either function as their first argument.</p>
Coding standards	<p>CWE 676 Use of Potentially Dangerous Function</p> <p>CWE 122 Heap-based Buffer Overflow</p> <p>CWE 121 Stack-based Buffer Overflow</p> <p>CWE 119 Improper Restriction of Operations within the Bounds of a Memory Buffer</p> <p>CWE 805 Buffer Access with Incorrect Length Value</p>
Code examples	<p>The following code example fails the check and will give a warning:</p> <pre> #include <stdlib.h> #include <stdio.h> int cmp(const void *a, const void *b) { return a == b; } void example(int b) { int *a = malloc(sizeof(int) * 10); int c; if (b) { c = 3; } else { c = 20; } qsort(a, c, sizeof(int), &cmp); } </pre>


The following code example passes the check and will not give a warning about this issue:

```
#include <stdlib.h>
#include <stdio.h>

int cmp(const void *a, const void *b) {
    return a == b;
}

void example(int b) {
    int *a = malloc(sizeof(int) * 10);
    int c;
    if (b) {
        c = 3;
    } else {
        c = 2;
    }
    qsort(a, c, sizeof(int), &cmp);
}
```

LIB-qsort-overflow

Synopsis	Arguments passed to <code>qsort</code> cause it to overrun.
Enabled by default	No
Severity/Certainty	High/Medium 
Full description	A buffer overrun is caused by a call to <code>qsort</code> . This is because a buffer length being passed is greater than that of the buffer passed to either function as their first argument.
Coding standards	CWE 676 Use of Potentially Dangerous Function CWE 122 Heap-based Buffer Overflow CWE 121 Stack-based Buffer Overflow

CWE 119

Improper Restriction of Operations within the Bounds of a Memory Buffer

CWE 805

Buffer Access with Incorrect Length Value

Code examples

The following code example fails the check and will give a warning:

```
#include <stdlib.h>
#include <stdio.h>

int cmp(const void *a, const void *b) {
    return a == b;
}

void example(void) {
    int *a = malloc(sizeof(int) * 10);
    qsort(a, 11, sizeof(int), &cmp);
}
```

The following code example passes the check and will not give a warning about this issue:

```
#include <stdlib.h>
#include <stdio.h>

int cmp(const void *a, const void *b) {
    return a == b;
}

void example(void) {
    int *a = malloc(sizeof(int) * 10);
    qsort(a, 3, sizeof(int), &cmp);
}
```

LIB-return-const

Synopsis

The return value of a `const` standard library function is not used.

Enabled by default

Yes

Severity/Certainty

Low/Medium



Full description	The return value of a <code>const</code> standard library function is not used. Because this function is defined as <code>const</code> , the call itself has no side effects; the only yield is the return value. If this return value is not used, the function call is redundant. These functions are inspected: <code>memchr()</code> , <code>strchr()</code> , <code>strpbrk()</code> , <code>strrchr()</code> , <code>strstr()</code> , <code>strtok()</code> , <code>gmtime()</code> , <code>getenv()</code> , and <code>bsearch()</code> . Discarding the return values of these functions is harmless but might indicate a misunderstanding of the application logic or purpose.
Coding standards	CERT EXP12-C Do not ignore values returned by functions CWE 252 Unchecked Return Value CWE 394 Unexpected Status Code or Return Value
Code examples	The following code example fails the check and will give a warning: <pre>#include <string.h> void example(void) { strchr("Hello", 'h'); // No effect }</pre> The following code example passes the check and will not give a warning about this issue: <pre>#include <string.h> void example(void) { char* c = strchr("Hello", 'h'); //OK }</pre>

LIB-return-error

Synopsis	The return value for a library function that might return an error value is not used.
Enabled by default	Yes
Severity/Certainty	Medium/Medium



Full description	<p>The return value for a library function that might return an error value is not used. Because this function might fail, the programmer should inspect the return value to find any error values, to avoid a crash or unexpected behavior. These functions are inspected: <code>malloc()</code>, <code>calloc()</code>, <code>realloc()</code>, and <code>mktime()</code>. This check is identical to MISRAC2004-16.10, MISRAC++2008-0-3-2.</p>
Coding standards	<p>CWE 252 Unchecked Return Value</p> <p>CWE 394 Unexpected Status Code or Return Value</p> <p>MISRA C:2004 16.10 (Required) If a function returns error information, then that error information shall be tested.</p> <p>MISRA C++ 2008 0-3-2 (Required) If a function generates error information, then that error information shall be tested.</p>

Code examples The following code example fails the check and will give a warning:

```
void example(void) {
    malloc(sizeof(int)); // This function could fail,
                        // and the return value is
                        // not checked
}
```


The following code example passes the check and will not give a warning about this issue:

```
#include <stdlib.h>

void example(void) {
    int *x = malloc(sizeof(int)); // OK - return value
                                // is stored
}
```

LIB-return-leak

Synopsis	The return values from one or more library functions were not stored, returned, or passed as a parameter.
Enabled by default	Yes

Severity/Certainty	High/High 
Full description	The return values from one or more library functions were not stored, returned, or passed as a parameter. If any of these functions return a pointer to newly allocated memory, and the return value is discarded, the memory is inaccessible and thus leaked. These functions are inspected: <code>malloc()</code> , <code>calloc()</code> , and <code>realloc()</code> .
Coding standards	CERT MEM31-C <p style="margin-left: 40px;">Free dynamically allocated memory exactly once</p> CWE 252 <p style="margin-left: 40px;">Unchecked Return Value</p> CWE 394 <p style="margin-left: 40px;">Unexpected Status Code or Return Value</p>
Code examples	The following code example fails the check and will give a warning: <pre>#include <stdlib.h> void example(void) { malloc(1); //the return value of malloc is not // stored } </pre> The following code example passes the check and will not give a warning about this issue: <pre>#include <stdlib.h> void example(void) { int* x = malloc(1); // OK - the return value of // malloc is being stored in x } </pre>

LIB-return-neg

Synopsis	A variable assigned using a library function that can return -1 as an error value is subsequently used where the value must be non-negative.
Enabled by default	Yes

Severity/Certainty

Medium/Medium



Full description

A variable assigned using a library function which can return -1 as an error value is subsequently used as a subscript or a size, both of which require the value to be non-negative. This might cause a crash or unpredictable behavior. These functions are inspected: `ftell()`, `clock()`, `time()`, `mktime()`, `fprintf()`, `printf()`, `sprintf()`, `vfprintf()`, `vprintf()`, `vsprintf()`, `mblen()`, `mbstowcs()`, `mbstowc()`, `wcstombs()`, and `wctomb()`.

Coding standards

CERT FIO04-C

Detect and handle input and output errors

CWE 252

Unchecked Return Value

CWE 394

Unexpected Status Code or Return Value

Code examples

The following code example fails the check and will give a warning:

```
#include <time.h>
#include <stdlib.h>


void example(void) {
    time_t time = clock();
    int *block = malloc(time); // time is used in a
                               // situation requiring it to be non-
                               // negative, but clock() may return -1
}
```

The following code example passes the check and will not give a warning about this issue:

```
#include <time.h>
#include <stdlib.h>

void example(void) {
    time_t time = clock();
    if (time>0){
        int *block = malloc(time); // OK - time is checked
    }
}
```


LIB-return-null

Synopsis	A pointer is assigned using a library function that can return <code>NULL</code> as an error value. This pointer is subsequently dereferenced without checking its value.
Enabled by default	Yes
Severity/Certainty	Medium/Medium 
Full description	A pointer is assigned using a library function that can return <code>NULL</code> as an error value. This pointer is subsequently dereferenced without checking its value, which might lead to a <code>NULL</code> dereference. Not inspecting the return value of any function returning a pointer before dereferencing it, might cause a crash. These functions are inspected: <code>malloc()</code> , <code>calloc()</code> , <code>realloc()</code> , <code>memchr()</code> , <code>strchr()</code> , <code>strpbrk()</code> , <code>strrchr()</code> , <code>strstr()</code> , <code>strtok()</code> , <code>gmtime()</code> , <code>getenv()</code> , and <code>bsearch()</code> .
Coding standards	CERT FIO04-C Detect and handle input and output errors CWE 252 Unchecked Return Value CWE 394 Unexpected Status Code or Return Value CWE 690 Unchecked Return Value to NULL Pointer Dereference
Code examples	The following code example fails the check and will give a warning: <pre>#include <string.h> void example(char c) { char* cp = strchr("Hello", c); printf("%c\n", *cp); // cp is dereferenced uncon- // ditionally, but may be NULL }</pre> The following code example passes the check and will not give a warning about this issue:

```
#include <string.h>

void example(char c) {
    char* cp = strchr("Hello", c);
    if (cp){
        printf("%c\n", *cp); // OK - cp checked against
                            // NULL
    }
}
```

LIB-sprintf-overflow

Synopsis	A call to <code>sprintf</code> causes a destination buffer overrun.
Enabled by default	No
Severity/Certainty	High/High 
Full description	A call to the <code>sprintf</code> function causes a destination buffer overrun. This check is identical to SEC-BUFFER-sprintf-overflow.
Coding standards	CERT STR31-C <p style="margin-left: 40px;">Guarantee that storage for strings has sufficient space for character data and the null terminator</p> <p>CWE 119 <p style="margin-left: 40px;">Improper Restriction of Operations within the Bounds of a Memory Buffer</p> <p>CWE 120 <p style="margin-left: 40px;">Buffer Copy without Checking Size of Input ('Classic Buffer Overflow')</p> <p>CWE 121 <p style="margin-left: 40px;">Stack-based Buffer Overflow</p> </p></p></p>
Code examples	The following code example fails the check and will give a warning:

```
#include <stdio.h>

char buf[5];

void example(void) {
    sprintf(buf, "Hello World!\n");
}
```


The following code example passes the check and will not give a warning about this issue:

```
#include <stdio.h>

char buf[14];

void example(void) {
    sprintf(buf, "Hello World!\n");
}
```

LIB-std-sort-overflow-pos (C++ only)

Synopsis	Using <code>std::sort</code> might cause buffer overrun.
Enabled by default	No
Severity/Certainty	Medium/Medium 
Full description	Using <code>std::sort</code> might cause a buffer overrun. <code>std::sort</code> can take a pointer to an array and a pointer to the end of the array as arguments, but if the pointer to the end of the array actually points beyond the end of the array being sorted, a buffer overrun might occur.
Coding standards	CWE 676 Use of Potentially Dangerous Function CWE 122 Heap-based Buffer Overflow CWE 121 Stack-based Buffer Overflow

CWE 119

Improper Restriction of Operations within the Bounds of a Memory Buffer

Code examples

The following code example fails the check and will give a warning:

```
#include <algorithm>

void example(void) {
    int a[10] = {0,1,2,3,4,5,6,7,8,9};
    std::sort(a, a+11);
}
```

The following code example passes the check and will not give a warning about this issue:

```
#include <algorithm>

void example(void) {
    int a[10] = {0,1,2,3,4,5,6,7,8,9};
    std::sort(a, a+5);
}
```

LIB-std-sort-overflow (C++ only)

Synopsis A buffer overrun is caused by use of `std::sort`.

Enabled by default Yes

Severity/Certainty Medium/Medium



Full description A buffer overrun is caused by use of `std::sort`. `std::sort` can take a pointer to an array and a pointer to the end of the array as arguments, but if the pointer to the end of the array actually points beyond the end of the array being sorted, a buffer overrun will occur.

Coding standards CWE 676
Use of Potentially Dangerous Function

CWE 122
Heap-based Buffer Overflow

CWE 121

Stack-based Buffer Overflow

CWE 119

Improper Restriction of Operations within the Bounds of a Memory Buffer

Code examples

The following code example fails the check and will give a warning:

```
#include <algorithm>


void example(void) {
    int a[10] = {0,1,2,3,4,5,6,7,8,9};
    std::sort(a, a+11);
}
```

The following code example passes the check and will not give a warning about this issue:

```
#include <algorithm>

void example(void) {
    int a[10] = {0,1,2,3,4,5,6,7,8,9};
    std::sort(a, a+5);
}
```

LIB-strcat-overrun-pos

Synopsis	A call to <code>strcat</code> might cause destination buffer overrun.
Enabled by default	No
Severity/Certainty	Medium/Medium 
Full description	A call to the <code>strcat</code> function might cause a destination buffer overrun. This check is identical to CERT-STR31-C_d.
Coding standards	CERT STR31-C <p>Guarantee that storage for strings has sufficient space for character data and the null terminator</p>
	CWE 119

Improper Restriction of Operations within the Bounds of a Memory Buffer

CWE 120

Buffer Copy without Checking Size of Input ('Classic Buffer Overflow')

CWE 121

Stack-based Buffer Overflow

CWE 122

Heap-based Buffer Overflow

CWE 676

Use of Potentially Dangerous Function

Code examples

The following code example fails the check and will give a warning:

```
#include <string.h>
#include <stdlib.h>

void example(void)
{
    char *str1 = "Hello World!\n";
    char *str2 = (char *)malloc(13);
    strcpy(str2, "");
    strcat(str2, str1);
}
```

The following code example passes the check and will not give a warning about this issue:


```
#include <string.h>
#include <stdlib.h>

void example(void)
{
    char *str1 = "Hello World!\n";
    char *str2 = (char *)malloc(14);
    strcpy(str2, "");
    strcat(str2, str1);
}
```

LIB-strcat-overrun

Synopsis


A call to `strcat` causes a destination buffer overrun.

Enabled by default	Yes
Severity/Certainty	High/High 
Full description	A call to the <code>strcat</code> function causes a destination buffer overrun.
Coding standards	CERT STR31-C <p>Guarantee that storage for strings has sufficient space for character data and the null terminator</p> <p>CWE 119 Improper Restriction of Operations within the Bounds of a Memory Buffer</p> <p>CWE 120 Buffer Copy without Checking Size of Input ('Classic Buffer Overflow')</p> <p>CWE 121 Stack-based Buffer Overflow</p> <p>CWE 122 Heap-based Buffer Overflow</p> <p>CWE 676 Use of Potentially Dangerous Function</p>
Code examples	The following code example fails the check and will give a warning: <pre>#include <string.h> #include <stdlib.h> void example(void) { char *str1 = "Hello World!\n"; char *str2 = (char *)malloc(13); strcpy(str2, ""); strcat(str2, str1); }</pre> <p>The following code example passes the check and will not give a warning about this issue:</p>

```
#include <string.h>
#include <stdlib.h>

void example(void)
{
    char *str1 = "Hello World!\n";
    char *str2 = (char *)malloc(14);
    strcpy(str2, "");
    strcat(str2, str1);
}
```

LIB-strcpy-overflow-pos

Synopsis	A call to <code>strcpy</code> might cause destination buffer overrun.
Enabled by default	No
Severity/Certainty	Medium/Medium 
Full description	A call to the <code>strcpy</code> function might cause a destination buffer overrun. This check is identical to CERT-STR31-C_e.
Coding standards	CERT STR31-C <p>Guarantee that storage for strings has sufficient space for character data and the null terminator</p> <p>CWE 119 Improper Restriction of Operations within the Bounds of a Memory Buffer</p> <p>CWE 120 Buffer Copy without Checking Size of Input ('Classic Buffer Overflow')</p> <p>CWE 121 Stack-based Buffer Overflow</p> <p>CWE 122 Heap-based Buffer Overflow</p> <p>CWE 124</p>

Buffer Underwrite ('Buffer Underflow')

CWE 126

Buffer Over-read

CWE 127

Buffer Under-read

CWE 676

Use of Potentially Dangerous Function

Code examples

The following code example fails the check and will give a warning:

```
#include <string.h>
#include <stdlib.h>

void example(void)
{
    char *str1 = "Hello World!\n";
    char *str2 = (char *)malloc(13);
    strcpy(str2, str1);
}
```

The following code example passes the check and will not give a warning about this issue:

```
#include <string.h>
#include <stdlib.h>

void example(void)
{
    char *str1 = "Hello World!\n";
    char *str2 = (char *)malloc(14);
    strcpy(str2, str1);
}
```


LIB-strcpy-overrun

Synopsis

A call to `strcpy` causes a destination buffer overrun.

Enabled by default

Yes

Severity/Certainty	<p>High/High</p> 
Full description	A call to the <code>strcpy</code> function causes a destination buffer overrun.
Coding standards	<p>CERT STR31-C</p> <p style="padding-left: 40px;">Guarantee that storage for strings has sufficient space for character data and the null terminator</p> <p>CWE 119</p> <p style="padding-left: 40px;">Improper Restriction of Operations within the Bounds of a Memory Buffer</p> <p>CWE 120</p> <p style="padding-left: 40px;">Buffer Copy without Checking Size of Input ('Classic Buffer Overflow')</p> <p>CWE 121</p> <p style="padding-left: 40px;">Stack-based Buffer Overflow</p> <p>CWE 122</p> <p style="padding-left: 40px;">Heap-based Buffer Overflow</p> <p>CWE 124</p> <p style="padding-left: 40px;">Buffer Underwrite ('Buffer Underflow')</p> <p>CWE 126</p> <p style="padding-left: 40px;">Buffer Over-read</p> <p>CWE 127</p> <p style="padding-left: 40px;">Buffer Under-read</p> <p>CWE 676</p> <p style="padding-left: 40px;">Use of Potentially Dangerous Function</p>
Code examples	The following code example fails the check and will give a warning:

```
#include <string.h>
#include <stdlib.h>

void example(void)
{
    char *str1 = "Hello World!\n";
    char *str2 = (char *)malloc(13);
    strcpy(str2, str1);
}
```

The following code example passes the check and will not give a warning about this issue:

```
#include <string.h>
#include <stdlib.h>

void example(void)
{
    char *str1 = "Hello World!\n";
    char *str2 = (char *)malloc(14);
    strcpy(str2, str1);
}
```

LIB-strncat-overflow-pos

Synopsis A call to `strncat` might cause a destination buffer overrun.

Enabled by default No

Severity/Certainty Medium/Medium



Full description Calling `strncat` with a destination buffer that is too small will cause a buffer overrun. `strncat` takes a destination buffer as its first argument. If the remaining space of this buffer is smaller than the number of characters to append, as determined by the position of the null terminator in the source buffer or the size passed as the third argument to `strncat`, an overflow might occur resulting in undefined behavior and runtime errors.

Coding standards CWE 676
Use of Potentially Dangerous Function
CWE 122

Heap-based Buffer Overflow

CWE 121

Stack-based Buffer Overflow

CWE 119

Improper Restriction of Operations within the Bounds of a Memory Buffer

CWE 805

Buffer Access with Incorrect Length Value

Code examples

The following code example fails the check and will give a warning:

```
#include <string.h>
#include <stdlib.h>

void example(int d) {
    char * a = malloc(sizeof(char) * 5);
    char * b = malloc(sizeof(char) * 100);
    int c;
    if (d) {
        c = 10;
    } else {
        c = 5;
    }
    strcpy(a, "0123");
    strcpy(b, "45678901234");
    strncat(a, b, c);
}
```

The following code example passes the check and will not give a warning about this issue:


```

#include <string.h>
#include <stdlib.h>

void example(int d) {
    char * a = malloc(sizeof(char) * 5);
    char * b = malloc(sizeof(char) * 100);
    int c;
    if (d) {
        c = 2;
    } else {
        c = 3;
    }
    strcpy(a, "0123");
    strcpy(b, "45678901234");
    strncat(b, a, c);
}

```

LIB-strncat-overflow

Synopsis	A call to <code>strncat</code> causes a destination buffer overrun.
Enabled by default	Yes
Severity/Certainty	Medium/Medium
	
Full description	Calling <code>strncat</code> with a destination buffer that is too small will cause a buffer overrun. <code>strncat</code> takes a destination buffer as its first argument. If the remaining space of this buffer is smaller than the number of characters to append, as determined by the position of the null terminator in the source buffer or the size passed as the third argument to <code>strncat</code> , an overflow might occur resulting in undefined behavior and runtime errors.
Coding standards	CWE 676 Use of Potentially Dangerous Function CWE 122 Heap-based Buffer Overflow CWE 121 Stack-based Buffer Overflow

CWE 119

Improper Restriction of Operations within the Bounds of a Memory Buffer

CWE 805

Buffer Access with Incorrect Length Value

Code examples

The following code example fails the check and will give a warning:

```
#include <string.h>
#include <stdlib.h>

void example(void) {
    char * a = malloc(sizeof(char)*9);
    strcpy(a, "hello");
    strncat(a, "world", 6);
}
```

The following code example passes the check and will not give a warning about this issue:

```
#include <string.h>
#include <stdlib.h>


void example(void) {
    char * a = malloc(sizeof(char)*11);
    strcpy(a, "hello");
    strncat(a, "world", 6);
}
```

LIB-strncmp-overflow-pos

Synopsis A call to `strncmp` might cause a buffer overrun.

Enabled by default No

Severity/Certainty High/Medium



Full description An incorrect string length passed to `strncmp` might cause a buffer overrun. `strncmp` limits the number of characters it compares to the number passed as its third argument, to prevent buffer overruns with non-null-terminated strings. However, if a number is

passed that is larger than the length of the two strings, and neither string is null-terminated, it will overrun. This check is identical to CERT-STR31-C_g.

Coding standards

CERT STR31-C

Guarantee that storage for strings has sufficient space for character data and the null terminator

CWE 676

Use of Potentially Dangerous Function

CWE 122

Heap-based Buffer Overflow

CWE 121

Stack-based Buffer Overflow

CWE 119

Improper Restriction of Operations within the Bounds of a Memory Buffer

CWE 805

Buffer Access with Incorrect Length Value

Code examples

The following code example fails the check and will give a warning:

```
#include <stdlib.h>
#include <string.h>


void example(int d) {
    char *a = malloc(sizeof(char) * 10);
    char *b = malloc(sizeof(char) * 10);
    int c;
    if (d) {
        c = 20;
    } else {
        c = 5;
    }
    strncmp(a, b, c);
}
```

The following code example passes the check and will not give a warning about this issue:

```
#include <stdlib.h>
#include <string.h>

void example(int d) {
    char *a = malloc(sizeof(char) * 10);
    char *b = malloc(sizeof(char) * 10);
    int c;
    if (d) {
        c = 8;
    } else {
        c = 5;
    }
    strncmp(a, b, c);
}
```

LIB-strncmp-overflow

Synopsis	A buffer overrun is caused by a call to <code>strncmp</code> .
Enabled by default	Yes
Severity/Certainty	High/Medium 
Full description	A buffer overrun is caused by passing an incorrect string length to <code>strncmp</code> . <code>strncmp</code> limits the number of characters it compares to the number passed as its third argument, to prevent buffer overruns with non-null-terminated strings. However, if a number is passed that is larger than the length of the two strings, and neither string is null-terminated, it will overrun.
Coding standards	CWE 676 Use of Potentially Dangerous Function CWE 122 Heap-based Buffer Overflow CWE 121 Stack-based Buffer Overflow CWE 119

Improper Restriction of Operations within the Bounds of a Memory Buffer

CWE 805

Buffer Access with Incorrect Length Value

Code examples

The following code example fails the check and will give a warning:

```
#include <stdlib.h>
#include <string.h>


void example(void) {
    char *a = malloc(sizeof(char) * 10);
    char *b = malloc(sizeof(char) * 10);
    strncpy(a, b, 20);
}
```

The following code example passes the check and will not give a warning about this issue:

```
#include <stdlib.h>
#include <string.h>

void example(void) {
    char *a = malloc(sizeof(char) * 10);
    char *b = malloc(sizeof(char) * 10);
    strncpy(a, b, 5);
}
```

LIB-strncpy-overflow-pos

Synopsis	A call to <code>strncpy</code> might cause a destination buffer overrun.
Enabled by default	No
Severity/Certainty	Medium/Medium 
Full description	A call to <code>strncpy</code> might cause a destination buffer overrun. This check is identical to CERT-STR31-C_h.
Coding standards	CERT STR31-C

Guarantee that storage for strings has sufficient space for character data and the null terminator

CWE 119

Improper Restriction of Operations within the Bounds of a Memory Buffer

CWE 120

Buffer Copy without Checking Size of Input ('Classic Buffer Overflow')

CWE 121

Stack-based Buffer Overflow

CWE 122

Heap-based Buffer Overflow

CWE 124

Buffer Underwrite ('Buffer Underflow')

CWE 126

Buffer Over-read

CWE 127

Buffer Under-read

CWE 805

Buffer Access with Incorrect Length Value

Code examples

The following code example fails the check and will give a warning:

```
#include <string.h>
#include <stdlib.h>


void example(void)
{
    char *str1 = "Hello World!\n";
    char *str2 = (char *)malloc(13);
    strncpy(str2, str1, 14);
}
```

The following code example passes the check and will not give a warning about this issue:

```
#include <string.h>
#include <stdlib.h>

void example(void)
{
    char *str1 = "Hello World!\n";
    char *str2 = (char *)malloc(14);
    strncpy(str2, str1, 14);
}
```

LIB-strncpy-overflow

Synopsis	A call to <code>strncpy</code> causes a destination buffer overrun.
Enabled by default	Yes
Severity/Certainty	High/High 
Full description	A call to <code>strncpy</code> causes a destination buffer overrun.
Coding standards	CERT STR31-C Guarantee that storage for strings has sufficient space for character data and the null terminator CWE 119 Improper Restriction of Operations within the Bounds of a Memory Buffer CWE 120 Buffer Copy without Checking Size of Input ('Classic Buffer Overflow') CWE 121 Stack-based Buffer Overflow CWE 122 Heap-based Buffer Overflow CWE 124 Buffer Underwrite ('Buffer Underflow')

CWE 126

Buffer Over-read

CWE 127

Buffer Under-read

CWE 805

Buffer Access with Incorrect Length Value

Code examples

The following code example fails the check and will give a warning:

```
#include <string.h>
#include <stdlib.h>

void example(void)
{
    char *str1 = "Hello World!\n";
    char *str2 = (char *)malloc(13);
    strncpy(str2, str1, 14);
}
```

The following code example passes the check and will not give a warning about this issue:

```
#include <string.h>
#include <stdlib.h>

void example(void)
{
    char *str1 = "Hello World!\n";
    char *str2 = (char *)malloc(14);
    strncpy(str2, str1, 14);
}
```

LOGIC-overload (C++ only)

Synopsis Overloaded && and || operators

Enabled by default No

Severity/Certainty Low/Low



Full description There are overloaded versions of the comma and logical conjunction operators with the semantics of function calls, whose sequence point and ordering semantics are different from those of the built-in versions. It might not be clear at the point of use that these operators are overloaded, and which semantics that apply. This check is identical to MISRAC++2008-5-2-11_a.

Coding standards MISRA C++ 2008 5-2-11
(Required) The comma operator, && operator and the || operator shall not be overloaded.

Code examples The following code example fails the check and will give a warning:

```
class C{
    bool x;
    bool operator||(bool other);
};

bool C::operator||(bool other){
    return x || other;
}
```

The following code example passes the check and will not give a warning about this issue:

```
class C{
    int x;
    int operator+(int other);
};


int C::operator+(int other){
    return x + other;
}
```

MEM-delete-array-op (C++ only)

Synopsis A memory location allocated with `new` is deleted with `delete[]`

Enabled by default Yes

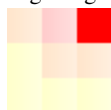
Severity/Certainty High/High



Full description	A memory location is allocated with the <code>new</code> operator but deleted with the <code>delete []</code> operator. Use the <code>delete</code> operator instead.
Coding standards	<p>CWE 762</p> <p style="padding-left: 40px;">Mismatched Memory Management Routines</p> <p>CWE 763</p> <p style="padding-left: 40px;">Release of Invalid Pointer or Reference</p> <p>CWE 404</p> <p style="padding-left: 40px;">Improper Resource Shutdown or Release</p>
Code examples	<p>The following code example fails the check and will give a warning:</p> <pre>int main(void) { int *p = new int; delete[] p; //should be delete, not delete[] return 0; }</pre> <p>The following code example passes the check and will not give a warning about this issue:</p> <pre>int main(void) { int *p = new int; delete p; return 0; }</pre>

MEM-delete-op (C++ only)

Synopsis	A memory location allocated with <code>new []</code> is deleted with <code>delete</code> or <code>free</code> .
Enabled by default	Yes
Severity/Certainty	High/High



Full description	A memory location allocated with the <code>new []</code> operator is deleted with the <code>delete</code> operator. Use the <code>delete []</code> operator instead. The consequence of using <code>delete</code> is that only the array element directly pointed to will be deallocated, as if it were allocated with the singular <code>new</code> operator. This will most likely cause a memory leak. If <code>free</code> is used the resulting behavior will be undefined, because there is no guarantee that <code>new</code> invokes <code>malloc</code> .
Coding standards	CWE 762 Mismatched Memory Management Routines CWE 763 Release of Invalid Pointer or Reference CWE 404 Improper Resource Shutdown or Release

Code examples The following code example fails the check and will give a warning:

```
int main(void)
{
    int *p = new int[10];
    delete p; //should be delete[]

    return 0;
}
```


The following code example passes the check and will not give a warning about this issue:

```
int main(void)
{
    int *p = new int[10];
    delete [] p;

    return 0;
}
```


MEM-double-free-alias

Synopsis	Freeing a memory location more than once.
Enabled by default	Yes

Severity/Certainty	<p>High/Medium</p> 
Full description	<p>An attempt is made to free a memory location after it has already been freed. This will most likely cause an application crash. Unlike MEM-double-free, MEM-double-free-alias examines the location that pointers point to instead of the pointers themselves. You might see reports for code that looks like this (example of a linked list where each node has a pointer to an element, <code>e1em</code>): <code>for (; list != NULL; list = list->next) { free(list->elem); }</code> The warning is issued because there is no guarantee that each list node's <code>e1em</code> field is the same.</p>
Coding standards	<p>CERT MEM31-C</p> <p style="padding-left: 40px;">Free dynamically allocated memory exactly once</p> <p>CWE 415</p> <p style="padding-left: 40px;">Double Free</p>
Code examples	<p>The following code example fails the check and will give a warning:</p> <pre>#include <stdlib.h> void f(int *p) { free(p); if(p) free(p); }</pre> <p>The following code example passes the check and will not give a warning about this issue:</p> <pre>#include <stdlib.h> void example(void) { int *p=malloc(4); free(p); }</pre>


MEM-double-free-some

Synopsis	A memory location is freed more than once on some paths but not on others.
Enabled by default	Yes

Severity/Certainty	Medium/Medium 
Full description	There is a path through the code where a memory location is attempted to be freed after it has already been freed earlier. This will most likely cause an application crash on this path. This check is identical to MISRAC2012-Rule-22.2_b.
Coding standards	CERT MEM31-C Free dynamically allocated memory exactly once CWE 415 Double Free MISRA C:2012 Rule-22.2 (Mandatory) A block of memory shall only be freed if it was allocated by means of a Standard Library function
Code examples	The following code example fails the check and will give a warning: <pre>#include <stdlib.h> void example(void) { int *ptr = (int*)malloc(sizeof(int)); free(ptr); if(rand() % 2 == 0) { free(ptr); } }</pre> The following code example passes the check and will not give a warning about this issue:

```
#include <stdlib.h>
void example(void) {
    int *ptr = (int*)malloc(sizeof(int));
    if(rand() % 2 == 0)
    {
        free(ptr);
    }
    else
    {
        free(ptr);
    }
}
```

MEM-double-free

Synopsis	A memory location is freed more than once.
Enabled by default	Yes
Severity/Certainty	High/Medium 
Full description	An attempt is made to free a memory location after it has already been freed. This will most likely cause an application crash. This check is identical to MISRAC2012-Rule-22.2_a.
Coding standards	CERT MEM31-C Free dynamically allocated memory exactly once CWE 415 Double Free MISRA C:2012 Rule-22.2 (Mandatory) A block of memory shall only be freed if it was allocated by means of a Standard Library function
Code examples	The following code example fails the check and will give a warning:


```
#include <stdlib.h>
void f(int *p) {
    free(p);
    if(p) free(p);
}
```

The following code example passes the check and will not give a warning about this issue:

```
#include <stdlib.h>

void example(void)
{
    int *p=malloc(4);
    free(p);
}
```

MEM-free-field

Synopsis	A struct or a class field is possibly freed.
Enabled by default	Yes
Severity/Certainty	High/High 
Full description	A struct or a class field is possibly freed. Fields are located in the middle of memory objects and thus cannot be freed. Additionally, erroneously using <code>free()</code> on fields might corrupt <code>stdlib</code> 's memory bookkeeping, affecting heap memory. This check is identical to CERT-MEM34-C_b.
Coding standards	CERT MEM34-C <p style="margin-left: 40px;">Only free memory allocated dynamically</p> <p>CWE 590</p> <p style="margin-left: 40px;">Free of Memory not on the Heap</p>
Code examples	The following code example fails the check and will give a warning:

```
#include <stdlib.h>

struct C{
    int x;
};

int foo(struct C c) {
    int *p = &c.x;
    free(p);
}
```


The following code example passes the check and will not give a warning about this issue:

```
#include <stdlib.h>

struct C{
    int *x;
};

int foo(struct C *c) {
    int *p = (c->x);
    free(p);
}
```

MEM-free-fptr

Synopsis	A function pointer is deallocated.
Enabled by default	Yes
Severity/Certainty	Medium/Medium 
Full description	A function pointer is deallocated. Function pointers are not dynamically allocated, and should thus not be deallocated. Freeing a function pointer will result in undefined behavior.
Coding standards	This check does not correspond to any coding standard rules.
Code examples	The following code example fails the check and will give a warning:

```
#include <stdlib.h>

int id(int a) {
    return a;
}

void example(void) {
    int (*f)(int);
    f = &id;
    free((void *)f);
}
```


The following code example passes the check and will not give a warning about this issue:

```
#include <stdlib.h>

int id(int a) {
    return a;
}

void example(void) {
    int (*f)(int);
    f = &id;
}
```

MEM-free-no-alloc-struct

Synopsis	A struct field is deallocated without first having been allocated.
Enabled by default	No
Severity/Certainty	Medium/Medium 
Full description	A struct field is deallocated without first having been allocated. This might cause a runtime error.
Coding standards	CWE 590 Free of Memory not on the Heap
Code examples	The following code example fails the check and will give a warning:

```
#include <stdlib.h>

struct test {
    int *a;
};

void example(void) {
    struct test t;
    free(t.a);
}
```

The following code example passes the check and will not give a warning about this issue:

```
#include <stdlib.h>

struct test {
    int *a;
};

void example(void) {
    struct test t;
    t.a = malloc(sizeof(int));
    free(t.a);
}
```

MEM-free-no-alloc

Synopsis A pointer is freed without having been allocated.

Enabled by default No

Severity/Certainty Medium/Medium



Full description A pointer is freed without having been allocated.

Coding standards CWE 590

Free of Memory not on the Heap

Code examples The following code example fails the check and will give a warning:


```
#include <stdlib.h>

void example(void) {
    int *p;
    // Do stuff
    free(p);
}
```

The following code example passes the check and will not give a warning about this issue:

```
#include <stdlib.h>

void example(void) {
    int *p = malloc(sizeof(int));
    // Do something
    free(p);
}
```

MEM-free-no-use

Synopsis

Memory is allocated and then freed without being used.

Enabled by default

Yes

Severity/Certainty

Medium/Medium



Full description

Memory is allocated and then freed without being used. This is probably unintentional and might indicate a copy-paste error.

Coding standards

This check does not correspond to any coding standard rules.

Code examples


The following code example fails the check and will give a warning:

```
#include <stdlib.h>
void example(void) {
    int *p = malloc(sizeof(int));
    free(p);
}
```

The following code example passes the check and will not give a warning about this issue:

```
#include <stdlib.h>
int * foo() {
    return (int *) 0xF0000000;
}
void example(void) {
    int *p = malloc(sizeof(int));
    *p = 1;
    free(p);
    p = foo();
    free(p);
}
```

MEM-free-op


Synopsis	Memory allocated with <code>malloc</code> deallocated using <code>delete</code> .
Enabled by default	Yes
Severity/Certainty	High/High 
Full description	Memory allocated with <code>malloc()</code> or <code>calloc()</code> is deallocated using one of the <code>delete</code> operators instead of <code>free()</code> . This might cause a memory leak, or affect other heap memory due to corruption of <code>stdlib</code> 's memory bookkeeping.
Coding standards	CWE 404 Improper Resource Shutdown or Release CWE 762 Mismatched Memory Management Routines CWE 590 Free of Memory not on the Heap
Code examples	The following code example fails the check and will give a warning:

```
#include <stdlib.h>
void f()
{
    void *p = malloc(200);
    delete p;
}
```

The following code example passes the check and will not give a warning about this issue:

```
#include <stdlib.h>
void f() {
    void *p = malloc(200);
    free(p);
}
```

MEM-free-struct-field

Synopsis	A struct's field is deallocated, but is not dynamically allocated.
Enabled by default	Yes
Severity/Certainty	Medium/Medium 
Full description	A struct's field is deallocated, but is not dynamically allocated. Regardless of whether a struct is allocated on the stack or on the heap, all non-dynamically allocated fields will be deallocated when the struct itself is deallocated (either through going out of scope or calling a function like <code>free()</code>). Explicitly freeing such fields might cause a crash, or corrupt surrounding memory. Incorrect use of <code>free()</code> might also corrupt <code>stdlib</code> 's memory bookkeeping, affecting heap memory allocation.
Coding standards	CWE 590 Free of Memory not on the Heap
Code examples	The following code example fails the check and will give a warning:

```
#include <stdlib.h>

struct test {
    int a[10];
};

void example(void) {
    struct test t;
    free(t.a);
}
```


The following code example passes the check and will not give a warning about this issue:

```
#include <stdlib.h>

struct test {
    int *a;
};

void example(void) {
    struct test t;
    free(t.a);
}
```

MEM-free-variable

Synopsis	A stack address might be freed.
Enabled by default	Yes
Severity/Certainty	High/High 
Full description	A stack address might be freed. Stack variables are automatically deallocated when they go out of scope. Consequently, explicitly freeing them might cause a crash or corrupt the surrounding stack data. Erroneously using <code>free()</code> on stack memory might also corrupt <code>stdlib</code> 's memory bookkeeping, affecting heap memory. This check is identical to MISRAC2012-Rule-22.2_c, CERT-MEM34-C_a.
Coding standards	CERT MEM34-C <p style="text-align: center;">Only free memory allocated dynamically</p>

CWE 590

Free of Memory not on the Heap

MISRA C:2012 Rule-22.2

(Mandatory) A block of memory shall only be freed if it was allocated by means of a Standard Library function

Code examples

The following code example fails the check and will give a warning:

```
#include <stdlib.h>
void example(void) {
    int x=0;
    free(&x);
}
```

The following code example passes the check and will not give a warning about this issue:

```
void example(void) {
    int *p;
    p = (int *)malloc(sizeof( int));
    free(p);
}
```

MEM-leak-alias

Synopsis

Incorrect deallocation causes memory leak.

Enabled by default

Yes

Severity/Certainty

Medium/Medium



Full description

Memory is allocated, but then the pointer value is lost due to reassignment or its scope ending, without a guarantee of the value being propagated or the memory being freed. There must be no possible execution path during which the value is not freed, returned, or passed into another function as an argument, before it is lost. This is a memory leak. Note: If alias analysis is disabled, you must enable the non-alias version of this check, MEM-leak. This check is identical to MISRAC2012-Dir-4.13_b.

Coding standards

CERT MEM31-C

Free dynamically allocated memory exactly once

CWE 401

Improper Release of Memory Before Removing Last Reference ('Memory Leak')

CWE 772

Missing Release of Resource after Effective Lifetime

MISRA C:2012 Dir-4.13

(Advisory) Functions which are designed to provide operations on a resource should be called in an appropriate sequence

Code examples

The following code example fails the check and will give a warning:

```
#include <stdlib.h>

int main(void) {
    int *ptr = (int *)malloc(sizeof(int));

    ptr = NULL; //losing reference to the allocated memory

    free(ptr);

    return 0;
}
```

The following code example passes the check and will not give a warning about this issue:


```
#include <stdlib.h>

int main(void) {
    int *ptr = (int*)malloc(sizeof(int));
    if (rand() < 5) {
        free(ptr);
    } else {
        free(ptr);
    }
    return 0;
}
```

MEM-leak

Synopsis

Incorrect deallocation causes memory leak.


Enabled by default	No
Severity/Certainty	High/Low 
Full description	Memory is allocated, but then the pointer value is lost due to reassignment or its scope ending, without a guarantee of the value being propagated or the memory being freed. There must be no possible execution path during which the value is not freed, returned, or passed into another function as an argument, before it is lost. This is a memory leak. This check is identical to MISRAC2012-Rule-22.1_a, SEC-BUFFER-memory-leak, CERT-MEM31-C.
Coding standards	CERT MEM31-C <p style="padding-left: 40px;">Free dynamically allocated memory exactly once</p> CWE 401 <p style="padding-left: 40px;">Improper Release of Memory Before Removing Last Reference ('Memory Leak')</p> CWE 772 <p style="padding-left: 40px;">Missing Release of Resource after Effective Lifetime</p> MISRA C:2012 Rule-22.1 <p style="padding-left: 40px;">(Required) All resources obtained dynamically by means of Standard Library functions shall be explicitly released</p>
Code examples	The following code example fails the check and will give a warning: <pre>#include <stdlib.h> int main(void) { int *ptr = (int *)malloc(sizeof(int)); ptr = NULL; //losing reference to the allocated memory free(ptr); return 0; }</pre>

The following code example passes the check and will not give a warning about this issue:

```
#include <stdlib.h>

int main(void) {
    int *ptr = (int*)malloc(sizeof(int));
    if (rand() < 5) {
        free(ptr);
    } else {
        free(ptr);
    }
    return 0;
}
```

MEM-malloc-arith

Synopsis	An assignment contains both a <code>malloc()</code> and pointer arithmetic on the right-hand side.
Enabled by default	No
Severity/Certainty	High/Medium 
Full description	An assignment contains both a <code>malloc()</code> and pointer arithmetic on the right-hand side. If this is unintentional, the start of the allocated memory block might be lost, and a buffer overflow is possible.
Coding standards	This check does not correspond to any coding standard rules.
Code examples	The following code example fails the check and will give a warning: <pre>#include <stdlib.h> int example(void) { int *p; p = (int *)malloc(255) + 10; //pointer arithmetic return 0; }</pre>

The following code example passes the check and will not give a warning about this issue:


```
#include <stdlib.h>

int example(void) {
    int *p;

    p = (int *)malloc(255);

    return 0;
}
```

MEM-malloc-diff-type

Synopsis	An allocation call tries to allocate memory based on a <code>sizeof</code> operator, but the destination type of the call is of a different type.
Enabled by default	Yes
Severity/Certainty	Medium/Medium 
Full description	This might be an error, and will result in an allocated memory chunk that does not match the destination pointer or array. This might easily result in an invalid memory dereference, and crash the application.
Coding standards	CERT MEM35-C Allocate sufficient memory for an object CWE 131 Incorrect Calculation of Buffer Size CWE 119 Improper Restriction of Operations within the Bounds of a Memory Buffer
Code examples	The following code example fails the check and will give a warning:

```
#include <stdlib.h>


int* foo(){
    return malloc(sizeof(char)*10);
}
```

The following code example passes the check and will not give a warning about this issue:

```
#include <stdlib.h>

char* foo(){
    return malloc(sizeof(char)*10);
}
```

MEM-malloc-sizeof-ptr


Synopsis	<code>malloc(sizeof(p))</code> , where <code>p</code> is a pointer type, is assigned to a non-pointer variable.
Enabled by default	Yes
Severity/Certainty	High/Low 
Full description	The argument given to <code>malloc()</code> is the size of a pointer, but the use of the return address does not suggest a double-indirection pointer. Allocating memory to an <code>int*</code> , for example, should use <code>sizeof(int)</code> rather than <code>sizeof(int*)</code> . Otherwise, the memory allocated might be smaller than expected, potentially leading to an application crash or corruption of other heap memory. This check is identical to CERT-MEM35-C_a.
Coding standards	CERT EXP01-C <p style="margin-left: 40px;">Do not take the size of a pointer to determine the size of the pointed-to type</p> CERT ARR01-C <p style="margin-left: 40px;">Do not apply the <code>sizeof</code> operator to a pointer when taking the size of an array</p> CWE 467 <p style="margin-left: 40px;">Use of <code>sizeof()</code> on a Pointer Type</p>
Code examples	The following code example fails the check and will give a warning:

```
#include <stdlib.h>
void example(void) {
    int *p = (int*)malloc(sizeof(p)); //sizeof pointer
}
```

The following code example passes the check and will not give a warning about this issue:

```
#include <stdlib.h>
void example(void) {
    int *p = (int*)malloc(sizeof(*p));
}
```

MEM-malloc-sizeof

Synopsis	Allocating memory with <code>malloc</code> without using <code>sizeof</code> .
Enabled by default	Yes
Severity/Certainty	Low/Medium 
Full description	Memory was allocated with <code>malloc()</code> but the <code>sizeof</code> operator might not have been used. Using <code>sizeof</code> when allocating memory avoids any machine variations in the sizes of data types, and consequently avoids under-allocating. To pass this check, assign the address of the allocated memory to a <code>char</code> pointer, because <code>sizeof(char)</code> always returns 1.
Coding standards	CERT MEM35-C Allocate sufficient memory for an object CWE 131 Incorrect Calculation of Buffer Size
Code examples	The following code example fails the check and will give a warning: <pre>#include <stdlib.h> void example(void) { int *x = malloc(4); //no sizeof in malloc call free(x); }</pre>

The following code example passes the check and will not give a warning about this issue:

```
#include <stdlib.h>

void example(void) {
    int *x = malloc(sizeof(int));
    free(x);
}
```

MEM-malloc-strlen

Synopsis Dangerous arithmetic with `strlen` in argument to `malloc`.

Enabled by default No

Severity/Certainty Medium/Medium



Full description Dangerous arithmetic with `strlen` in an argument to `malloc`. It is usual to allocate a new string using `malloc(strlen(s)+1)`, to allow for the null terminator. However, it is easy to type `malloc(strlen(s+1))` by mistake, leading to `strlen` returning a length one less than the length of `s`, or if `s` is empty, exhibit undefined behavior.

Coding standards CWE 131
Incorrect Calculation of Buffer Size

Code examples The following code example fails the check and will give a warning:

```
#include <stdlib.h>
#include <string.h>


void example(char *s) {
    char *a = malloc(strlen(s+1));
}
```

The following code example passes the check and will not give a warning about this issue:

```
#include <stdlib.h>
#include <string.h>

void example(char *s) {
    char *a = malloc(strlen(s)+1);
}
```


MEM-realloc-diff-type

Synopsis	The type of the pointer that stores the result of <code>realloc</code> does not match the type of the first argument.
Enabled by default	Yes
Severity/Certainty	Medium/Medium 
Full description	The type of the pointer that stores the result of <code>realloc</code> does not match the type of the first argument. Subsequent accesses to this memory might be misaligned and cause a runtime error. This check is identical to CERT-MEM35-C_c.
Coding standards	CERT MEM35-C Allocate sufficient memory for an object CWE 131 Incorrect Calculation of Buffer Size
Code examples	The following code example fails the check and will give a warning: <pre>#include <stdlib.h> void example(int *a, int new_size) { unsigned int *b; b = realloc(a, sizeof(int) * new_size); }</pre> The following code example passes the check and will not give a warning about this issue:


```
#include <stdlib.h>

void example(int *a, int new_size) {
    int *b;
    b = realloc(a, sizeof(int) * new_size);
}
```


MEM-return-free

Synopsis	A function deallocates memory, then returns a pointer to that memory.
Enabled by default	Yes
Severity/Certainty	Medium/Medium 
Full description	A function deallocates memory, then returns a pointer to that memory. If the callee of this function attempts to dereference the returned pointer, this will cause a runtime error.
Coding standards	CWE 416 Use After Free
Code examples	<p>The following code example fails the check and will give a warning:</p> <pre>#include <stdlib.h> int *example(void) { int *a = malloc(sizeof(int)); free(a); return a; }</pre> <p>The following code example passes the check and will not give a warning about this issue:</p> <pre>#include <stdlib.h> int *example(void) { int *a = malloc(sizeof(int)); return a; }</pre>

MEM-return-no-assign

Synopsis	A function that allocates memory's return value is not stored.
Enabled by default	Yes
Severity/Certainty	Medium/Medium 
Full description	A function that allocates a memory's return value is not stored. Not storing the returned memory means that this memory cannot be tracked, and therefore deallocated. This will result in a memory leak.
Coding standards	CWE 401 Improper Release of Memory Before Removing Last Reference ('Memory Leak')
Code examples	<p>The following code example fails the check and will give a warning:</p> <pre>#include <stdlib.h> int *allocating_fn(void) { return malloc(sizeof(int)); } void example(void) { allocating_fn(); }</pre> <p>The following code example passes the check and will not give a warning about this issue:</p> <pre>#include <stdlib.h> int *allocating_fn(void) { return malloc(sizeof(int)); } void example(void) { int *p = allocating_fn(); }</pre>

MEM-stack-global-field

Synopsis	A stack address is stored in the field of a global struct.
Enabled by default	Yes
Severity/Certainty	High/Medium 
Full description	The address of a variable in stack memory is being stored in a global struct. When the relevant scope or function ends, the memory will become unused, and the externally stored address will point to junk data. This is particularly dangerous because the application might appear to run normally, when it is in fact accessing illegal memory. This might also lead to an application crash, or data changing unpredictably. This check is identical to MISRAC++2008-7-5-2_b, MISRAC2004-17.6_c, MISRAC2012-Rule-18.6_c, CERT-DCL30-C_d.
Coding standards	CERT DCL30-C <p style="padding-left: 40px;">Declare objects with appropriate storage durations</p> CWE 466 <p style="padding-left: 40px;">Return of Pointer Value Outside of Expected Range</p> MISRA C:2004 17.6 <p style="padding-left: 40px;">(Required) The address of an object with automatic storage shall not be assigned to another object that may persist after the first object has ceased to exist.</p> MISRA C:2012 Rule-18.6 <p style="padding-left: 40px;">(Required) The address of an object with automatic storage shall not be copied to another object that persists after the first object has ceased to exist</p> MISRA C++ 2008 7-5-2 <p style="padding-left: 40px;">(Required) The address of an object with automatic storage shall not be assigned to another object that may persist after the first object has ceased to exist.</p>
Code examples	The following code example fails the check and will give a warning:


```

struct S{
    int *px;
} s;

void example() {
    int i = 0;
    s.px = &i; //storing local address in global struct
}

```

The following code example passes the check and will not give a warning about this issue:

```


#include <stdlib.h>

struct S{
    int *px;
} s;

void example() {
    int i = 0;
    s.px = &i; //OK - the field is written to later
    s.px = NULL;
}

```

MEM-stack-global

Synopsis	A stack address is stored in a global pointer.
Enabled by default	Yes
Severity/Certainty	High/Medium 
Full description	The address of a variable in stack memory is being stored in a global variable. When the relevant scope or function ends, the memory will become unused, and the externally stored address will point to junk data. This is particularly dangerous because the application might appear to run normally, when it is in fact accessing illegal memory. This might also lead to an application crash, or data changing unpredictably. This check is identical to MISRAC++2008-7-5-2_a, MISRAC2004-17.6_b, MISRAC2012-Rule-18.6_b, CERT-DCL30-C_c.
Coding standards	CERT DCL30-C

Declare objects with appropriate storage durations

CWE 466

Return of Pointer Value Outside of Expected Range

MISRA C:2004 17.6

(Required) The address of an object with automatic storage shall not be assigned to another object that may persist after the first object has ceased to exist.

MISRA C:2012 Rule-18.6

(Required) The address of an object with automatic storage shall not be copied to another object that persists after the first object has ceased to exist

MISRA C++ 2008 7-5-2

(Required) The address of an object with automatic storage shall not be assigned to another object that may persist after the first object has ceased to exist.

Code examples

The following code example fails the check and will give a warning:


```
int *px;
void example() {
    int i = 0;
    px = &i; // assigning the address of stack
            // variable a to the global px
}
```

The following code example passes the check and will not give a warning about this issue:

```
void example(int *pz) {
    int x; int *px = &x;
    int *py = px; /* local variable */
    pz = px; /* parameter */
}
```

MEM-stack-param-ref (C++ only)


Synopsis	Stack address is stored via reference parameter.
Enabled by default	Yes

Severity/Certainty	High/Medium 
Full description	A stack address is stored outside a function via a parameter of reference type. The address of a local stack variable is assigned to a reference argument of its function. When the function ends, this memory address will become invalid. This is particularly dangerous because the application might appear to run normally, when it is in fact accessing illegal memory. This might also lead to an application crash, or data changing unpredictably. This check is identical to MISRAC++2008-7-5-2_d.
Coding standards	CERT DCL30-C Declare objects with appropriate storage durations CWE 466 Return of Pointer Value Outside of Expected Range MISRA C++ 2008 7-5-2 (Required) The address of an object with automatic storage shall not be assigned to another object that may persist after the first object has ceased to exist.
Code examples	The following code example fails the check and will give a warning: <pre>void example(int *&pxx) { int x; pxx = &x; }</pre> The following code example passes the check and will not give a warning about this issue: <pre>void example(int *p, int *&q) { int x; int *px= &x; p = px; // ok, pointer q = p; // ok, not local }</pre>

MEM-stack-param

Synopsis

A stack address is stored outside a function via a parameter.

Enabled by default	Yes
Severity/Certainty	High/Medium 
Full description	<p>The address of a local stack variable is assigned to a location supplied by the caller via a parameter. When the function ends, this memory address will become invalid. This is particularly dangerous because the application might appear to run normally, when it is in fact accessing illegal memory. This might also lead to an application crash, or data changing unpredictably. Note that this check looks for any expression referring to the store located by the parameter, so the assignment <code>local[*parameter] = &local;</code> will trigger the check despite being OK. This check is identical to MISRAC++2008-7-5-2_c, MISRAC2004-17.6_d, MISRAC2012-Rule-1.3_s, MISRAC2012-Rule-18.6_d, CERT-DCL30-C_e.</p>
Coding standards	<p>CERT DCL30-C</p> <p style="padding-left: 40px;">Declare objects with appropriate storage durations</p> <p>CWE 466</p> <p style="padding-left: 40px;">Return of Pointer Value Outside of Expected Range</p> <p>MISRA C:2004 17.6</p> <p style="padding-left: 40px;">(Required) The address of an object with automatic storage shall not be assigned to another object that may persist after the first object has ceased to exist.</p> <p>MISRA C:2012 Rule-1.3</p> <p style="padding-left: 40px;">(Required) There shall be no occurrence of undefined or critical unspecified behaviour</p> <p>MISRA C:2012 Rule-18.6</p> <p style="padding-left: 40px;">(Required) The address of an object with automatic storage shall not be copied to another object that persists after the first object has ceased to exist</p> <p>MISRA C++ 2008 7-5-2</p> <p style="padding-left: 40px;">(Required) The address of an object with automatic storage shall not be assigned to another object that may persist after the first object has ceased to exist.</p>
Code examples	The following code example fails the check and will give a warning:

```
void example(int **ppx) {
    int x;
    ppx[0] = &x; //local address
}
```

The following code example passes the check and will not give a warning about this issue:

```
static int y = 0;
void example3(int **ppx){
    *ppx = &y; //OK - static address
}
```

MEM-stack-pos

Synopsis

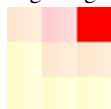
Might return address on the stack.

Enabled by default

Yes

Severity/Certainty

High/High



Full description

A local variable is defined in stack memory, then its address is potentially returned from the function. When the function exits, its stackframe will be considered illegal memory, and thus the address returned might be dangerous. This code and subsequent memory accesses might appear to work, but the operations are illegal and an application crash, or memory corruption, is very likely. To correct this problem, consider returning a copy of the object, using a global variable, or dynamically allocating memory. This check is identical to CERT-DCL30-C_b.

Coding standards

CERT DCL30-C

Declare objects with appropriate storage durations

CWE 562

Return of Stack Variable Address

Code examples


The following code example fails the check and will give a warning:

```
int *example(int *a) {
    int i;
    int *p;
    if (a) {
        p = a;
    } else {
        p = &i;
    }
    return p;
}
```

The following code example passes the check and will not give a warning about this issue:

```
int g;
int *example(int *a) {
    int i;
    int *p;
    if (a) {
        p = a;
    } else {
        p = &g;
    }
    return p;
}
```

MEM-stack-ref (C++ only)

Synopsis	A stack object is returned from a function as a reference.
Enabled by default	Yes
Severity/Certainty	High/High 
Full description	A local variable is defined in stack memory, then it is returned from the function as a reference. When the function exits, its stackframe will be considered illegal memory, and thus the return value of the function will refer to an object that no longer exists. Operations on the return value are illegal and an application crash, or memory corruption, is very likely. A safe alternative is for the function to return a copy of the object. This check is identical to MISRAC++2008-7-5-1_a.
Coding standards	CERT DCL30-C

Declare objects with appropriate storage durations

CWE 562

Return of Stack Variable Address

MISRA C++ 2008 7-5-1

(Required) A function shall not return a reference or a pointer to an automatic variable (including parameters), defined within the function.

Code examples

The following code example fails the check and will give a warning:

```
int& example(void) {
    int x;
    return x;
}
```

The following code example passes the check and will not give a warning about this issue:

```
int example(void) {
    int x;
    return x;
}
```

MEM-stack

Synopsis


Might return address on the stack.

Enabled by default

Yes

Severity/Certainty

High/High



Full description

A local variable is defined in stack memory, then its address is potentially returned from the function. When the function exits, its stack frame will be considered illegal memory, and thus the address returned might be dangerous. This code and subsequent memory accesses might appear to work, but the operations are illegal and an application crash, or memory corruption, is very likely. To correct this problem, consider returning a copy of the object, using a global variable, or dynamically allocating memory. This check is identical to MISRAC++2008-7-5-1_b, MISRAC2004-17.6_a, MISRAC2012-Rule-18.6_a, CERT-DCL30-C_a.

Coding standards

CERT DCL30-C

Declare objects with appropriate storage durations

CWE 562

Return of Stack Variable Address

MISRA C:2004 17.6

(Required) The address of an object with automatic storage shall not be assigned to another object that may persist after the first object has ceased to exist.

MISRA C:2012 Rule-18.6

(Required) The address of an object with automatic storage shall not be copied to another object that persists after the first object has ceased to exist

MISRA C++ 2008 7-5-1

(Required) A function shall not return a reference or a pointer to an automatic variable (including parameters), defined within the function.

Code examples

The following code example fails the check and will give a warning:

```
int *example(void) {
    int a[20];
    return a; //a is a local array
}
```

The following code example passes the check and will not give a warning about this issue:

```
int* example(void) {
    int *p,i;
    p = (int *)malloc(sizeof(int));
    return p; //OK - p is dynamically allocated
}
```


MEM-use-free-all

Synopsis

A pointer is used after it has been freed.

Enabled by default


Yes

Severity/Certainty	<p>High/High</p> 
Full description	<p>Memory is being accessed after it has been deallocated. The application might appear to run normally, but the operation is illegal. The most likely result is a crash, but the application might keep running with erroneous or corrupt data. This check is identical to MISRAC2012-Dir-4.13_d, MISRAC2012-Rule-1.3_o, SEC-BUFFER-use-after-free-all, CERT-MEM30-C_a.</p>
Coding standards	<p>CERT MEM30-C</p> <p style="padding-left: 40px;">Do not access freed memory</p> <p>CWE 416</p> <p style="padding-left: 40px;">Use After Free</p> <p>MISRA C:2012 Dir-4.13</p> <p style="padding-left: 40px;">(Advisory) Functions which are designed to provide operations on a resource should be called in an appropriate sequence</p> <p>MISRA C:2012 Rule-1.3</p> <p style="padding-left: 40px;">(Required) There shall be no occurrence of undefined or critical unspecified behaviour</p>
Code examples	<p>The following code example fails the check and will give a warning:</p> <pre>#include <stdlib.h> void example(void) { int *x; x = (int *)malloc(sizeof(int)); free(x); *x++; //x is dereferenced after it is freed }</pre> <p>The following code example passes the check and will not give a warning about this issue:</p>

```
#include <stdlib.h>

void example(void) {
    int *x;
    x = (int *)malloc(sizeof(int));
    free(x);
    x = (int *)malloc(sizeof(int));
    *x++; //OK - x is reallocated
}
```

MEM-use-free-some

Synopsis	A pointer is used after it has been freed.
Enabled by default	Yes
Severity/Certainty	High/Low 
Full description	A pointer is used after it has been freed. This might cause data corruption or an application crash. This check is identical to MISRAC2012-Dir-4.13_e, MISRAC2012-Rule-1.3_p, SEC-BUFFER-use-after-free-some, CERT-MEM30-C_b.
Coding standards	CERT MEM30-C Do not access freed memory CWE 416 Use After Free MISRA C:2012 Dir-4.13 (Advisory) Functions which are designed to provide operations on a resource should be called in an appropriate sequence MISRA C:2012 Rule-1.3 (Required) There shall be no occurrence of undefined or critical unspecified behaviour
Code examples	The following code example fails the check and will give a warning:

```
#include <stdlib.h>

void example(void) {
    int *x;
    x = (int *)malloc(sizeof(int));
    free(x);
    if (rand()) {
        x = (int *)malloc(sizeof(int));
    }
    else {
        /* x not reallocated along this path */
    }
    (*x)++;
}

```


The following code example passes the check and will not give a warning about this issue:

```
#include <stdlib.h>

void example(void) {
    int *x;
    x = (int *)malloc(sizeof(int));
    free(x);
    x = (int *)malloc(sizeof(int));
    *x++;
}

```

PTR-arith-field

Synopsis	Direct access to a field of a struct, using an offset from the address of the struct.
Enabled by default	Yes
Severity/Certainty	Medium/High 
Full description	A field of a struct is accessed directly, using an offset from the address of the struct. Because a struct might in some cases be padded to maintain proper alignment of its fields, it can be very dangerous to access fields using only an offset from the address of the struct itself. This check is identical to MISRAC2004-17.1_a.
Coding standards	CERT ARR37-C

Do not add or subtract an integer to a pointer to a non-array object

CWE 188

Reliance on Data/Memory Layout

MISRA C:2004 17.1

(Required) Pointer arithmetic shall only be applied to pointers that address an array or array element.

Code examples

The following code example fails the check and will give a warning:

```
struct S{
    char c;
    int x;
};

void main(void) {
    struct S s;
    *(&s.c+1) = 10;
}
```

The following code example passes the check and will not give a warning about this issue:

```
struct S{
    char c;
    int x;
};

void example(void) {
    struct S s;
    s.x = 10;
}
```

PTR-arith-stack

Synopsis

Pointer arithmetic applied to a pointer that references a stack address

Enabled by default

Yes

Severity/Certainty

Medium/High



Full description	A pointer is assigned a stack-based address and then used in pointer arithmetic. This check is identical to MISRAC2004-17.1_b, MISRAC++2008-5-0-16_a.
Coding standards	<p>CWE 120</p> <p style="padding-left: 40px;">Buffer Copy without Checking Size of Input ('Classic Buffer Overflow')</p> <p>MISRA C:2004 17.1</p> <p style="padding-left: 40px;">(Required) Pointer arithmetic shall only be applied to pointers that address an array or array element.</p> <p>MISRA C++ 2008 5-0-16</p> <p style="padding-left: 40px;">(Required) A pointer operand and any pointer resulting from pointer arithmetic using that operand shall both address elements of the same array.</p>
Code examples	<p>The following code example fails the check and will give a warning:</p> <pre>void example(void) { int i; int *p = &i; p++; *p = 0; }</pre> <p>The following code example passes the check and will not give a warning about this issue:</p> <pre>void example(void) { int i; int *p = &i; *p = 0; }</pre>

PTR-arith-var

Synopsis	Invalid pointer arithmetic with an automatic variable that is neither an array nor a pointer.
Enabled by default	Yes
Severity/Certainty	Medium/High



Full description The address of an automatic variable is taken, and arithmetic is performed on it. This should be avoided, because memory beyond the memory that was allocated for an automatic variable is invalid, and attempting to access it can lead to an application crash. This check handles local variables, parameters and globals, including structs. This check is identical to MISRAC2004-17.1_c, MISRAC++2008-5-0-16_b.

Coding standards CWE 120
 Buffer Copy without Checking Size of Input ('Classic Buffer Overflow')
 MISRA C:2004 17.1
 (Required) Pointer arithmetic shall only be applied to pointers that address an array or array element.
 MISRA C++ 2008 5-0-16
 (Required) A pointer operand and any pointer resulting from pointer arithmetic using that operand shall both address elements of the same array.

Code examples The following code example fails the check and will give a warning:

```
void example(int x) {
    *(&x+10) = 5;
}
```

The following code example passes the check and will not give a warning about this issue:


```
void example(int *x) {
    *(x+10) = 5;
}
```

PTR-cmp-str-lit

Synopsis A variable is tested for equality with a string literal.

Enabled by default Yes

Severity/Certainty Low/High



Full description A variable is tested for equality with a string literal. This compares the variable with the address of the literal, which is probably not the intended behavior. It is more likely that

the intent is to compare the contents of strings at different addresses, for example with the `strcmp()` function.

Coding standards

CWE 597

Use of Wrong Operator in String Comparison

Code examples

The following code example fails the check and will give a warning:

```
#include <stdio.h>

int main (void) {
    char *p = "String";

    if (p == "String") {
        printf("They're equal.\n");
    }

    return 0;
}
```

The following code example passes the check and will not give a warning about this issue:

```
#include <stdio.h>
#include <string.h>

int main (void) {
    char *p = "String";

    //OK - using string comparison function
    if (strcmp(p, "String") == 0) {
        printf("They're equal.\n");
    }

    return 0;
}
```


PTR-null-assign-fun-pos

Synopsis

Possible NULL pointer dereferenced by a function.

Enabled by default

No

Severity/Certainty	<p>High/Medium</p> 
Full description	<p>A pointer variable is assigned <code>NULL</code>, either directly or as the result of a function call that can return <code>NULL</code>. This pointer is then dereferenced, either directly, or by being passed to a function that might dereference it without checking its value. This will cause an application crash. This check is identical to CERT-EXP34-C_b.</p>
Coding standards	<p>CERT EXP34-C</p> <p style="padding-left: 40px;">Do not dereference null pointers</p> <p>CWE 476</p> <p style="padding-left: 40px;">NULL Pointer Dereference</p>
Code examples	<p>The following code example fails the check and will give a warning:</p> <pre> #define NULL ((void*) 0) void * malloc(unsigned long); int * xmalloc(int size){ int * res = malloc(sizeof(int)*size); if (res != NULL) return res; else return NULL; } void zeroout(int *xp, int i) { xp[i] = 0; } int foo() { int * x; int i; x = xmalloc(45); // if (x) // return -1; for(i = 0; i < 45; i++) zeroout(x, i); } </pre>

The following code example passes the check and will not give a warning about this issue:


```
#define NULL ((void*) 0)
void * malloc(unsigned long);

int * xmalloc(int size){
    int * res = malloc(sizeof(int)*size);
    if (res != NULL)
        return res;
    else
        return NULL;
}

void zeroout(int *xp, int i)
{
    xp[i] = 0;
}

int foo() {
    int * x;
    int i;
    x = xmalloc(45);
    if (x == NULL)
        return -1;
    else {
        for(i = 0; i < 45; i++)
            zeroout(x, i);
    }
}
```

PTR-null-assign-pos

Synopsis	A pointer is assigned a value that might be <code>NULL</code> , and then dereferenced.
Enabled by default	No
Severity/Certainty	High/Low 
Full description	A pointer is assigned a value that might be <code>NULL</code> , and then dereferenced. Often the source of the potential <code>NULL</code> pointer is a memory allocation function like <code>malloc()</code> , or

a sentinel value provided in a user function. This check is identical to CERT-EXP34-C_c.

Coding standards

CERT EXP34-C

Do not dereference null pointers

CWE 476

NULL Pointer Dereference

Code examples

The following code example fails the check and will give a warning:

```
#include <string.h>

char *getenv(const char *name)
{
    return strcmp(name, "HOME")==0 ? "/" : NULL;
}

int ex(void)
{
    char *p = getenv("USER");
    return *p; //p might be NULL
}
```

The following code example passes the check and will not give a warning about this issue:

```
#include <stdlib.h>

int main(void)
{
    int *p = malloc(sizeof(int));
    if (p != 0) {
        *p = 4;
    }
    return (int)p;
}
```

PTR-null-assign

Synopsis

A pointer is assigned the value `NULL`, then dereferenced.

Enabled by default

Yes

Severity/Certainty

High/High



Full description

A pointer is assigned the value `NULL`, then dereferenced. Assigning the pointer the value `NULL` might have been intentional to indicate that the pointer is no longer being used, but it is an error to subsequently dereference it, and will cause an application crash. This check is identical to `CERT-EXP34-C_d`.

Coding standards

CERT EXP34-C

Do not dereference null pointers

CWE 476

NULL Pointer Dereference

Code examples

The following code example fails the check and will give a warning:

```
#include <stdlib.h>

int main(void) {
    int *p;
    p = NULL;
    return *p; //dereference after
              //assignment to NULL
}
```

The following code example passes the check and will not give a warning about this issue:

```
#include <stdlib.h>

int main(void) {
    int *p;
    p = NULL;
    p = (int *)1;
    return *p;
}
```


PTR-null-cmp-aft

Synopsis

A pointer is dereferenced, then compared with `NULL`.

Enabled by default


Yes

Severity/Certainty	<p>High/Medium</p> 
Full description	<p>A pointer is dereferenced, then compared with <code>NULL</code>. Dereferencing a pointer implicitly asserts that it is not <code>NULL</code>. Comparing it with <code>NULL</code> after this suggests that it might have been <code>NULL</code> when it was dereferenced. This check is identical to CERT-EXP34-C_e.</p>
Coding standards	<p>CERT EXP34-C</p> <p style="padding-left: 40px;">Do not dereference null pointers</p> <p>CWE 476</p> <p style="padding-left: 40px;">NULL Pointer Dereference</p>
Code examples	<p>The following code example fails the check and will give a warning:</p> <pre>#include <stdlib.h> int example(void) { int *p; *p = 4; //line 8 asserts that p may be NULL if (p != NULL) { return 0; } return 1; }</pre> <p>The following code example passes the check and will not give a warning about this issue:</p> <pre>#include <stdlib.h> void example(int *p) { if (p == NULL) { return; } *p = 4; }</pre>

PTR-null-cmp-bef-fun

Synopsis

A pointer is compared with `NULL`, then dereferenced by a function.

Enabled by default	Yes
Severity/Certainty	High/Low 
Full description	A pointer is compared with <code>NULL</code> , then passed as an argument to a function that might dereference it. This might occur if the wrong comparison operator is used, for example <code>if ==</code> instead of <code>if !=</code> , or if the then- and else- clauses of an if-statement are accidentally swapped. If the function does dereference the pointer, the application will crash. If it does not, the argument is unneeded. This check is identical to CERT-EXP34-C_f.
Coding standards	CERT EXP34-C Do not dereference null pointers CWE 476 NULL Pointer Dereference
Code examples	The following code example fails the check and will give a warning: <pre>#define NULL ((void *) 0) int bar(int *x){ *x = 3; return 0; } int foo(int *x) { if (x != NULL) { *x = 4; } bar(x); }</pre> The following code example passes the check and will not give a warning about this issue:

```
#define NULL ((void *) 0)

int bar(int *x){
    if (x != NULL)
        *x = 3;
    return 0;
}

int foo(int *x) {
    if (x != NULL) {
        *x = 4;
    }
    bar(x);
}
```

PTR-null-cmp-bef

Synopsis

A pointer is compared with `NULL`, then dereferenced.

Enabled by default

Yes

Severity/Certainty

High/Low



Full description

A pointer is compared with `NULL`, then dereferenced. This might occur if the wrong comparison operator is used, for example `==` instead of `!=`, or if the then- and else-clauses of an if-statement are accidentally swapped. If the condition is evaluated and found to be true, the application will crash. This check is identical to `CERT-EXP34-C_g`.

Coding standards

CERT EXP34-C

Do not dereference null pointers

CWE 476

NULL Pointer Dereference

Code examples

The following code example fails the check and will give a warning:

```
#include <stdlib.h>


int example(void) {
    int *p;
    if (p == NULL) {
        *p = 4; //dereference after comparison with NULL
    }
    return 1;
}
```

The following code example passes the check and will not give a warning about this issue:

```
#include <stdlib.h>

int example(void) {
    int *p;
    if (p != NULL) {
        *p = 4; //OK - after comparison with non-NULL
    }
    return 1;
}
```

PTR-null-fun-pos

Synopsis	A possible <code>NULL</code> pointer is returned from a function, and immediately dereferenced without checking.
Enabled by default	Yes
Severity/Certainty	High/Medium 
Full description	A pointer that might be <code>NULL</code> is returned from a function, and immediately dereferenced without checking.
Coding standards	CERT EXP34-C Do not dereference null pointers CWE 476 NULL Pointer Dereference

Code examples

The following code example fails the check and will give a warning:

```
#include <string.h>

char *getenv(const char *name)
{
    return strcmp(name, "HOME")==0 ? "/" : NULL;
}

int ex(void)
{
    return *getenv("USER"); //getenv() might return NULL
}
```

The following code example passes the check and will not give a warning about this issue:

```
#include <stdlib.h>

int main(void)
{
    int *p = malloc(sizeof(int));
    if (p != 0) {
        *p = 4;
    }
    return (int)p;
}
```

PTR-null-literal-pos

Synopsis

A literal pointer expression (like `NULL`) is dereferenced by a function call.

Enabled by default

No

Severity/Certainty

High/Medium



Full description

A literal pointer expression (for example `NULL`) is passed as argument to a function that might dereference it. Pointer values are generally only useful if acquired at runtime, and thus dereferencing a literal address is usually unintentional, resulting in corrupted memory or an application crash.

Coding standards

CWE 476

NULL Pointer Dereference

Code examples

The following code example fails the check and will give a warning:

```
#define NULL ((void *) 0)

extern int sometimes;

int bar(int *x){
    if (sometimes)
        *x = 3;
    return 0;
}

int foo(int *x) {
    bar(NULL);
}
```

The following code example passes the check and will not give a warning about this issue:

```
#define NULL ((void *) 0)

int bar(int *x){
    if (x != NULL)
        *x = 3;
    return 0;
}

int foo(int *x) {
    if (x != NULL) {
        *x = 4;
    }
    bar(x);
}
```

PTR-overload (C++ only)

Synopsis	An & operator is overloaded.
Enabled by default	No
Severity/Certainty	Low/Low



Full description The address of an object of incomplete type is taken. Because the complete type contains a user-declared & operator, this leads to undefined behavior.

Coding standards This check does not correspond to any coding standard rules.

Code examples The following code example fails the check and will give a warning:

```
class C{
    bool x;
    bool* operator&();
};

bool* C::operator&() {
    return &x;
}
```

The following code example passes the check and will not give a warning about this issue:

```
class C{
    int x;
    int operator+(int other);
};

int C::operator+(int other) {
    return x + other;
}
```

PTR-singleton-arith-pos

Synopsis Pointer arithmetic might be performed on a pointer that points to a single object.

Enabled by default No

Severity/Certainty Medium/Medium



Full description Pointer arithmetic might be performed on a pointer that points to a single object. If this pointer is subsequently dereferenced, it could be pointing to invalid memory, causing a runtime error.

Coding standards

CWE 119

Improper Restriction of Operations within the Bounds of a Memory Buffer

Code examples

The following code example fails the check and will give a warning:

```
#include <stdlib.h>
void example(int a) {
    int *p;
    if (a) {
        p = malloc(sizeof(int) * 10);
    } else {
        p = malloc(sizeof(int));
    }
    p = p + 1;
}
```

The following code example passes the check and will not give a warning about this issue:

```
#include <stdlib.h>
void example(int a) {
    int *p;
    if (a) {
        p = malloc(sizeof(int) * 10);
    } else {
        p = malloc(sizeof(int) * 20);
    }
    p = p + 1;
}
```

PTR-singleton-arith

Synopsis

Pointer arithmetic is performed on a pointer that points to a single object.

Enabled by default

Yes


Severity/Certainty

Medium/Medium



Full description	Pointer arithmetic is performed on a pointer that points to a single object. If this pointer is subsequently dereferenced, it might be pointing to invalid memory, causing a runtime error.
Coding standards	CWE 119 Improper Restriction of Operations within the Bounds of a Memory Buffer
Code examples	The following code example fails the check and will give a warning: <pre>#include <stdlib.h> void example(void) { int *p = malloc(sizeof(int)); p = p + 1; }</pre> <p>The following code example passes the check and will not give a warning about this issue:</p> <pre>#include <stdlib.h> void example(void) { int *p = malloc(sizeof(int) * 10); p = p + 1; }</pre>

PTR-unchk-param-some

Synopsis	A pointer is dereferenced after being determined not to be <code>NULL</code> on some paths, but not checked on others.
Enabled by default	Yes
Severity/Certainty	Medium/Medium 
Full description	On some execution paths a pointer is determined not to be <code>NULL</code> before being dereferenced, but is dereferenced on other paths without checking. Checking a pointer value indicates that its value might be <code>NULL</code> . It should thus be checked on all possible execution paths that result in a dereference.
Coding standards	CWE 822

Untrusted Pointer Dereference

Code examples

The following code example fails the check and will give a warning:

```
int deref(int *p,int q)
{
    if(q)
        *p=q;
    else{
        if(p == 0)
            return 0;
        else{
            *p=1;
            return 1;
        }
    }
}
```

The following code example passes the check and will not give a warning about this issue:

```
#define NULL 0

int safe_deref(int *p)
{
    if (p == NULL) {
        return 0;
    } else {
        return *p;
    }
}
```

PTR-unchk-param

Synopsis

A pointer parameter is not compared to `NULL`

Enabled by default

No

Severity/Certainty

Low/High



Full description

A function dereferences a pointer argument, without first checking that it isn't equal to `NULL`. Dereferencing a `NULL` pointer will cause an application crash.

Coding standards

CWE 822

Untrusted Pointer Dereference

Code examples

The following code example fails the check and will give a warning:

```
int deref(int *p)
{
    return *p;
}
```

The following code example passes the check and will not give a warning about this issue:

```
#define NULL 0

int safe_deref(int *p)
{
    if (p == NULL) {
        return 0;
    } else {
        return *p;
    }
}
```

PTR-uninit-pos

Synopsis


Possible dereference of an uninitialized or NULL pointer.

Enabled by default

No

Severity/Certainty

Low/High



Full description

On some execution paths, an uninitialized pointer value is dereferenced. This might cause memory corruption or an application crash. Pointer values must be initialized on all execution paths that result in a dereference. This check is identical to MISRAC2012-Rule-9.1_a, CERT-EXP33-C_c.

Coding standards

CERT EXP33-C

Do not reference uninitialized memory

CWE 457

Use of Uninitialized Variable

CWE 824

Access of Uninitialized Pointer

MISRA C:2012 Rule-9.1

(Mandatory) The value of an object with automatic storage duration shall not be read before it has been set

Code examples

The following code example fails the check and will give a warning:

```
void example(void) {
    int *p;
    *p = 4; //p is uninitialized
}
```

The following code example passes the check and will not give a warning about this issue:

```
void example(void) {
    int *p, a;
    p = &a;
    *p = 4; //OK - p holds a valid address
}
```

PTR-uninit

Synopsis


Dereference of an uninitialized or `NULL` pointer.

Enabled by default

Yes

Severity/Certainty

High/Medium



Full description

An uninitialized pointer value is being dereferenced. This might cause memory corruption or an application crash. Pointer values must be initialized before being dereferenced. This check is identical to MISRAC2004-9.1_c, MISRAC++2008-8-5-1_c.

Coding standards

CERT EXP33-C

Do not reference uninitialized memory

CWE 457

Use of Uninitialized Variable

CWE 824

Access of Uninitialized Pointer

MISRA C:2004 9.1

(Required) All automatic variables shall have been assigned a value before being used.

MISRA C++ 2008 8-5-1

(Required) All variables shall have a defined value before they are used.

Code examples

The following code example fails the check and will give a warning:

```
void example(void) {
    int *p;
    *p = 4; //p is uninitialized
}
```

The following code example passes the check and will not give a warning about this issue:

```
void example(void) {
    int *p,a;
    p = &a;
    *p = 4; //OK - p holds a valid address
}
```

RED-alloc-zero-bytes

Synopsis

Checks that an allocation does not allocate zero bytes

Enabled by default

No

Severity/Certainty

Low/Medium



Full description

Checks that an allocation does not allocate zero bytes. Allocation functions checked: malloc/calloc/valloc/alloca/operator new[]/calloc/realloc/memalign/posix_memalign.

Coding standards

This check does not correspond to any coding standard rules.

Code examples

The following code example fails the check and will give a warning:

```
#include <stdlib.h>

void foo(void) {
    int * x = (int *) malloc(0);
}
```

The following code example passes the check and will not give a warning about this issue:

```
#include<stdlib.h>

void foo(int n) {
    int *x = (int *) malloc(n);
}

void bar(int m) {
    int n = 4;
    int *x;
    x = (int *) malloc(m);
    x = (int *) malloc(sizeof(int));
    x = (int *) realloc(0, n);
    posix_memalign(0, 4, n + 4);
    foo(n);
}
```

RED-case-reach

Synopsis

A case statement within a switch statement cannot be reached.

Enabled by default

No

Severity/Certainty

Low/Medium



Full description

A case statement within a switch statement cannot be reached, because the switch statement's expression cannot have the value of the case statement's label. This often occurs because literal values have been assigned to the switch condition. An

unreachable case statement is not unsafe as such, but might indicate a programming error. This check is identical to MISRAC++2008-0-1-2_c, MISRAC2012-Rule-2.1_a.

Coding standards

CERT MSC07-C

Detect and remove dead code

MISRA C:2012 Rule-2.1

(Required) A project shall not contain unreachable code

MISRA C++ 2008 0-1-2

(Required) A project shall not contain infeasible paths.

Code examples

The following code example fails the check and will give a warning:

```
void example(void) {
    int x = 42;

    switch(2 * x) {
        case 42 : //unreachable case, as x is 84
            ;
        default :
            ;
    }
}
```

The following code example passes the check and will not give a warning about this issue:


```
void example(void) {
    int x = 42;

    switch(2 * x) {
        case 84 :
            ;
        default :
            ;
    }
}
```

RED-cmp-always

Synopsis

A comparison using ==, <, <=, >, or >= is always true.

Enabled by default	No
Severity/Certainty	Low/Medium 
Full description	<p>A comparison using ==, <, <=, >, or >= is always true, given the values of the arguments of the comparison operator. This often occurs because literal values or macros have been used on one or both sides of the operator. Double-check that the operands and the code logic are correct. This check is identical to MISRAC2004-13.7_a.</p>
Coding standards	<p>CWE 571</p> <p>Expression is Always True</p> <p>MISRA C:2004 13.7</p> <p>(Required) Boolean operations whose results are invariant shall not be permitted.</p>
Code examples	<p>The following code example fails the check and will give a warning:</p> <pre>int example(void) { int x = 42; if (x == 42) { //always true return 0; } return 1; }</pre> <p>The following code example passes the check and will not give a warning about this issue:</p>


```
int example(void) {
    int x = 42;

    if (rand()) {
        x = 40;
    }

    if (x == 42) { //OK - may not be true
        return 0;
    }

    return 1;
}
```

RED-cmp-never

Synopsis	A comparison using ==, <, <=, >, or >= is always false.
Enabled by default	No
Severity/Certainty	Low/Medium 
Full description	A comparison using ==, <, <=, >, or >= is always false, based on the values of the arguments of the comparison operator. This often occurs because literal values or macros have been used on one or both sides of the operator. Double-check that the operands and the code logic are correct. This check is identical to MISRAC2004-13.7_b.
Coding standards	CWE 570 <p style="margin-left: 40px;">Expression is Always False</p> MISRA C:2004 13.7 <p style="margin-left: 40px;">(Required) Boolean operations whose results are invariant shall not be permitted.</p>
Code examples	The following code example fails the check and will give a warning:

```
int example(void) {
    int x = 10;

    if (x < 10) { //never true
        return 1;
    }

    return 0;
}
```


The following code example passes the check and will not give a warning about this issue:

```
int example(int x) {

    if (x < 10) { //OK - may be true
        return 1;
    }

    return 0;
}
```

RED-cond-always

Synopsis	The condition in an if, for, while, do-while, or ternary operator will always be true.
Enabled by default	No
Severity/Certainty	Medium/Medium 
Full description	The condition in an if, for, while, do-while, or ternary operator will always be true. This might indicate a logical error that could result in unexpected runtime behavior. This check is identical to MISRAC2012-Rule-14.3_a, MISRAC++2008-0-1-2_a.
Coding standards	CERT EXP17-C Do not perform bitwise operations in conditional expressions CWE 571 Expression is Always True MISRA C:2012 Rule-14.3

(Required) Controlling expressions shall not be invariant

MISRA C++ 2008 0-1-2

(Required) A project shall not contain infeasible paths.

Code examples

The following code example fails the check and will give a warning:

```
void example(void) {
    int x = 5;
    for (x = 0; x < 6 && 1; x--) {
    }
}
```

The following code example passes the check and will not give a warning about this issue:

```
void example(void) {
    int x = 5;
    for (x = 0; x < 6 && 1; x++) {
    }
}
```

RED-cond-const-assign

Synopsis

A constant assignment in a conditional expression.

Enabled by default

Yes

Severity/Certainty

Low/Medium



Full description

An assignment of a constant to a variable is used in a conditional expression. It is most likely an accidental use of the assignment operator (=) instead of the comparison operator (==). The usual result of an assignment operation is the value of the right-hand operand, which in this case is a constant value. This constant value is being compared to zero in the condition, then an execution path is chosen. Any alternate paths are unreachable because of this constant condition.

Coding standards

CWE 481

Assigning instead of Comparing

CWE 570

Expression is Always False

CWE 571

Expression is Always True

Code examples

The following code example fails the check and will give a warning:

```
int * foo(int* y, int size){
    int counter = 100;
    int * orig = y;
    while (y = 0) {
        if (counter)
            continue;
        else
            return orig;
    }
}
```

The following code example passes the check and will not give a warning about this issue:

```
int * foo(int* y, int size){
    int counter = 100;
    int * orig = y;
    while (*y++ = 0) {
        if (++counter)
            continue;
        else
            return orig;
    }
}
```


RED-cond-const-expr

Synopsis

A conditional expression with a constant value

Enabled by default

No

Severity/Certainty	<p>Low/Medium</p> 
Full description	<p>A non-trivial expression composed only of constants is used as the truth value in a conditional expression. The condition will either always or never be true, and thus program flow is deterministic, making the test redundant. This check assumes that trivial conditions, such as using a <code>const</code> variable or literal directly, are intentional. It is easy to see if they are indeed unintentional.</p>
Coding standards	<p>CWE 570</p> <p style="padding-left: 40px;">Expression is Always False</p> <p>CWE 571</p> <p style="padding-left: 40px;">Expression is Always True</p>
Code examples	<p>The following code example fails the check and will give a warning:</p> <pre>int foo(int x){ while (1+1){ }; } int foo2(int x){ for(x = 0; 0 < 10; x++){ }; }</pre> <p>The following code example passes the check and will not give a warning about this issue:</p>


```


int foo(int x){
    while (foo(foo(3))){
        x++;
    }
    return x;
}

int foo2(int x){
    while (0){ // valid usage

    }
    return x;
}

```

RED-cond-const


Synopsis	A constant value is used as the condition for a loop or <code>if</code> statement.
Enabled by default	No
Severity/Certainty	Low/High 
Full description	A constant value is used as the condition for a loop or <code>if</code> statement. This might be an error. If the condition is part of a <code>for</code> or <code>while</code> loop, it will never terminate.
Coding standards	CWE 570 Expression is Always False CWE 571 Expression is Always True
Code examples	The following code example fails the check and will give a warning:

```
void example(void) {
    int x = 0;
    while (10){
        ++x;
    }
}
```

The following code example passes the check and will not give a warning about this issue:

```
void example(void) {
    int x = 0;
    while (x < 10){
        ++x;
    }
}
```

RED-cond-never

Synopsis	The condition in if, for, while, do-while, or ternary operator will never be true.
Enabled by default	No
Severity/Certainty	Medium/Medium 
Full description	The condition in an if, for, while, do-while, or ternary operator will never be true. This might indicate a logical error that could result in unexpected runtime behavior. This check is identical to MISRAC++2008-0-1-2_b, MISRAC2012-Rule-14.3_b.
Coding standards	CERT EXP17-C Do not perform bitwise operations in conditional expressions CWE 570 Expression is Always False MISRA C:2012 Rule-14.3 (Required) Controlling expressions shall not be invariant MISRA C++ 2008 0-1-2 (Required) A project shall not contain infeasible paths.

Code examples

The following code example fails the check and will give a warning:

```
void example(void) {
    int x = 5;

    for (x = 0; x < 6 && x >= 1; x++) {
    }
}
```

The following code example passes the check and will not give a warning about this issue:

```
void example(void) {
    int x = 5;

    for (x = 0; x < 6 && x >= 0; x++) {
    }
}
```

RED-dead

Synopsis

A part of the application is never executed.

Enabled by default

Yes

Severity/Certainty

Low/Medium



Full description

There are statements in the application that cannot be reached on at least some execution paths. Dead code might indicate problems with the application's branching structure. This check is identical to MISRAC2004-14.1, MISRAC++2008-0-1-1, MISRAC++2008-0-1-9, MISRAC2012-Rule-2.1_b.

Coding standards

CERT MSC07-C

Detect and remove dead code

CWE 561

Dead Code

MISRA C:2004 14.1

(Required) There shall be no unreachable code.

MISRA C:2012 Rule-2.1

(Required) A project shall not contain unreachable code

MISRA C++ 2008 0-1-1

(Required) A project shall not contain unreachable code.

MISRA C++ 2008 0-1-9

(Required) There shall be no dead code.

Code examples

The following code example fails the check and will give a warning:

```
#include <stdio.h>

int f(int mode) {
    switch (mode) {
        case 0:
            return 1;
            printf("Hello!"); // This line cannot execute.
        default:
            return -1;
    }
}
```

The following code example passes the check and will not give a warning about this issue:

```
#include <stdio.h>

int f(int mode) {
    switch (mode) {
        case 0:
            printf("Hello!"); // This line can execute.
            return 1;
        default:
            return -1;
    }
}
```


RED-expr

Synopsis


Some expressions, such as `x & x` and `x | x`, are redundant.

Enabled by default

No

Severity/Certainty	Low/Medium 
Full description	Using one or more variable does not result in a change in that variable, or another variable, or some other side-effect. Giving two identical operands to a bitwise OR operator, for example, yields nothing, because the result is equal to the original operands. This might indicate that one of the variables is not intended to be used where it is used. This use of the operator is redundant.
Coding standards	This check does not correspond to any coding standard rules.
Code examples	The following code example fails the check and will give a warning: <pre>void example(int x) { x = x; }</pre> The following code example passes the check and will not give a warning about this issue: <pre>void example(int x) { x = x ^ x; //OK - x is modified }</pre>

RED-func-no-effect

Synopsis	A function is declared that has no return type and creates no side effects.
Enabled by default	No
Severity/Certainty	Low/Low 
Full description	A function is declared that has no return type and creates no side effects. This function is meaningless. This check is identical to MISRAC++2008-0-1-8.
Coding standards	MISRA C++ 2008 0-1-8

(Required) All functions with void return type shall have external side effect(s).

Code examples

The following code example fails the check and will give a warning:

```
void pointless (int i, char c)
{
    int local;
    local = 0;
    local = i;
}
```

The following code example passes the check and will not give a warning about this issue:

```
void func(int *i)
{
    int p;
    p = *i;
    int *ptr;
    ptr = i;
    *i = p;
    (*i)++;
}
```

RED-local-hides-global

Synopsis

The definition of a local variable hides a global definition.

Enabled by default

Yes

Severity/Certainty

Medium/Medium



Full description

A local variable is declared with the same name as a global variable, hiding the global variable from this scope, from this point onwards. This might be intentional, but it is better to use a different name for the local variable, so that a reference to the global variable does not accidentally change or return the local value.

Coding standards

CERT DCL01-C

Do not reuse variable names in subscopes

CERT DCL01-CPP

Do not reuse variable names in subscopes

Code examples

The following code example fails the check and will give a warning:

```
int x;

int foo (int y ) {
    int x=0;
    x++;
    return x+y;
}
```

The following code example passes the check and will not give a warning about this issue:

```
int x;

int foo (int y ) {
    x++;
    return x+y;
}
```

RED-local-hides-local

Synopsis

The definition of a local variable hides a previous local definition.

Enabled by default

No

Severity/Certainty

Medium/Medium



Full description

A local variable is declared with the same name as another local variable, hiding the outer value from this scope, from this point onwards. This might be intentional, but it is better to use a different name for the second variable, so that a reference to the outer variable does not accidentally change or return the inner value.

Coding standards

CERT DCL01-C

Do not reuse variable names in subscopes

CERT DCL01-CPP

Do not reuse variable names in subsopes

Code examples

The following code example fails the check and will give a warning:

```
int foo(int x ) {
    for (int y= 0; y < 10 ; y++){
        for (int y = 0; y < 100; y ++){
            return x+y;
        }
    }
    return x;
}

int foo2(int x) {
    int y = 10;
    for (int y= 0; y < 10 ; y++)
        x++;
    return x;
}

int foo3(int x) {
    int y = 10;
    {
        int y = 100;
        return x + y;
    }
}
```

The following code example passes the check and will not give a warning about this issue:

```
int foo(int x){

    for (int y=0; y < 10; y++)
        x++;
    for (int y=0; y < 10; y++)
        x++;
    return x;
}
```


RED-local-hides-member (C++ only)

Synopsis

The definition of a local variable hides a member of the class.

Enabled by default

No

Severity/Certainty	Medium/Medium 
Full description	A local variable is declared in a class function with the same name as a member of the class, hiding the member from this scope, from this point onwards. This might be intentional, but it is better to use a different name for the variable, so that a reference to the class member does not accidentally change or return the local value.
Coding standards	CERT DCL01-C Do not reuse variable names in subsopes CERT DCL01-CPP Do not reuse variable names in subsopes
Code examples	The following code example fails the check and will give a warning: <pre>class A { int x; public: void foo(int y) { for(int x = 0; x < 10 ; x++){ y++; } } void foo2(int y) { int x = 0; x+=y; return; } void foo3(int y) { { int x = 0; x+=y; return; } } };</pre>


The following code example passes the check and will not give a warning about this issue:

```
class A {
    int x;
};

class B {
    int y;
    void foo();
};

void B::foo() {
    int x;
}
```

RED-local-hides-param


Synopsis	A variable declaration hides a parameter of the function
Enabled by default	Yes
Severity/Certainty	Medium/Medium 
Full description	A local variable is declared in a function with the same name as an argument of the function, hiding the argument from this scope, from this point onwards. This might be intentional, but it is better to use a different name for the variable, so that a reference to the argument does not accidentally change or return the inner value.
Coding standards	CERT DCL01-C <p style="text-align: center;">Do not reuse variable names in subscopes</p> CERT DCL01-CPP <p style="text-align: center;">Do not reuse variable names in subscopes</p>
Code examples	The following code example fails the check and will give a warning:

```
int foo(int x) {
    for (int x = 0; x < 100; x++);
    return x;
}
```

The following code example passes the check and will not give a warning about this issue:

```
int foo(int x) {
    int y;
    return x;
}
```

RED-no-effect

Synopsis	A statement potentially contains no side effects.
Enabled by default	No
Severity/Certainty	Low/Medium 
Full description	A statement expression seems to have no side-effects and is redundant. For example, <code>5 + 6;</code> will add 5 and 6, but will not use the result anywhere. Consequently the statement has no effect on the rest of the application, and should probably be deleted. This check is identical to MISRAC2004-14.2, MISRAC2012-Rule-2.2_a.
Coding standards	CERT MSC12-C Detect and remove code that has no effect CWE 482 Comparing instead of Assigning MISRA C:2004 14.2 (Required) All non-null statements shall either have at least one side effect however executed, or cause control flow to change. MISRA C:2012 Rule-2.2 (Required) There shall be no dead code
Code examples	The following code example fails the check and will give a warning:

```
void example(void) {
    int x = 1;
    x = 2;
    x < x;
}
```

The following code example passes the check and will not give a warning about this issue:

```
#include <string>

void f();
template<class T>
struct X {
    int x;


    int get() const {
        return x;
    }

    X(int y) :
        x(y) {}
};

typedef X<int> intX;

void example(void) {
    /* everything below has a side-effect */
    int i=0;
    f();
    (void)f();
    ++i;
    i+=1;
    i++;
    char *p = "test";
    std::string s;
    s.assign(p);
    std::string *ps = &s;
    ps -> assign(p);
    intX xx(1);
    xx.get();
    intX(1);
}
```


RED-self-assign

Synopsis	In a C++ class member function, a variable is assigned to itself.
Enabled by default	Yes
Severity/Certainty	Low/High 
Full description	In a C++ class member function, a variable is assigned to itself. This error might be harder to identify than in an ordinary C function, because variables might be qualified by <code>this</code> , and thus refer to class members.
Coding standards	CWE 480 Use of Incorrect Operator
Code examples	The following code example fails the check and will give a warning: <pre>class A { public : int x; void f(void) { this->x = x; } //self-assignment }; int main(void) { A *a = new A(); a->f(); return 0; }</pre> <p>The following code example passes the check and will not give a warning about this issue:</p>

```
class A {
public :
    int x,y;
    void f(void) { this->x = y; }
};


int main(void) {
    A *a = new A();
    a->f();
    return 0;
}
```

RED-unused-assign

Synopsis	A variable is assigned a non-trivial value that is never used.
Enabled by default	Yes
Severity/Certainty	Low/Medium 
Full description	A variable is assigned a non-trivial value that is never used. This is not unsafe as such, but might indicate a logical error.
Coding standards	CERT MSC13-C Detect and remove unused values CWE 563 Unused Variable
Code examples	The following code example fails the check and will give a warning: <pre>int example(void) { int x; x = 20; x = 3; return 0; }</pre> <p>The following code example passes the check and will not give a warning about this issue:</p>

```
int example(void) {
    int x;
    x = 20;
    return x;
}
```

RED-unused-enum-val

Synopsis	An enumerated value is not used.
Enabled by default	No
Severity/Certainty	Low/Low 
Full description	An enumerated value is not used. It is either missing, perhaps in a switch, or it could be removed.
Coding standards	This check does not correspond to any coding standard rules.

Code examples

The following code example fails the check and will give a warning:

```
enum ABC { A, B, C }; /* Not compliant, C not used.*/


int example(enum ABC v) {
    switch (v) {
        case A: return 1;
        case B: return 2;
    }
}
```

The following code example passes the check and will not give a warning about this issue:


```
enum ABC { A, B }; /* Compliant */

int example(enum ABC v) {
    switch (v) {
        case A: return 1;
        case B: return 2;
    }
}
```

RED-unused-param

Synopsis	A function parameter is declared but not used.
Enabled by default	No
Severity/Certainty	Low/Medium 
Full description	A function parameter is declared but not used. This might be intentional, and is not unsafe as such. For example, the function might need to follow a specific calling convention, or might be a virtual C++ function that does not need as much information from its arguments as other functions do. Make sure that it is not an error. This check is identical to MISRAC++2008-0-1-11, MISRAC2012-Rule-2.7.
Coding standards	CWE 563 <p style="margin-left: 40px;">Unused Variable</p> <p>MISRA C:2012 Rule-2.7</p> <p style="margin-left: 40px;">(Advisory) There should be no unused parameters in functions</p> <p>MISRA C++ 2008 0-1-11</p> <p style="margin-left: 40px;">(Required) There shall be no unused parameters (named or unnamed) in nonvirtual functions.</p>
Code examples	The following code example fails the check and will give a warning: <pre>int example(int x) { /* `x' is not used */ return 20; }</pre> <p>The following code example passes the check and will not give a warning about this issue:</p> <pre>int example(int x) { return x + 20; }</pre>


RED-unused-return-val

Synopsis	There are unused function return values (other than overloaded operators).
Enabled by default	No
Severity/Certainty	Low/Medium 
Full description	There are unused function return values (other than overloaded operators). This might be an error. The return value of a function should always be used. Overloaded operators are excluded; they should behave like the built-in operators. You can discard the return value of a function by using a <code>(void)</code> cast. This check is identical to MISRAC++2008-0-1-7, MISRAC2012-Rule-17.7.
Coding standards	CWE 252 Unchecked Return Value MISRA C:2012 Rule-17.7 (Required) The value returned by a function having non-void return type shall be used MISRA C++ 2008 0-1-7 (Required) The value returned by a function having a non-void return type that is not an overloaded operator shall always be used.
Code examples	The following code example fails the check and will give a warning: <pre>int func (int para1) { return para1; } void discarded (int para2) { func(para2); // value discarded - Non-compliant }</pre> The following code example passes the check and will not give a warning about this issue:

```
int func ( int para1 )
{
    return para1;
}

int not_discarded ( int para2 )
{
    if (func(para2) > 5){
        return 1;
    }
    return 0;
}
```

RED-unused-val


Synopsis	A variable is assigned a value that is never used.
Enabled by default	No
Severity/Certainty	Low/Medium 
Full description	A variable is initialized or assigned a value, and then another assignment destroys that value before it is used. This is not unsafe as such, but might indicate a logical error. This check does not detect when a value is simply lost when the function ends. This check is identical to MISRAC++2008-0-1-6, MISRAC2012-Rule-2.2_c.
Coding standards	CWE 563 Unused Variable MISRA C:2012 Rule-2.2 (Required) There shall be no dead code MISRA C++ 2008 0-1-6 (Required) A project shall not contain instances of non-volatile variables being given values that are never subsequently used.
Code examples	The following code example fails the check and will give a warning:

```
int example(void) {
    int x;
    x = 20;
    x = 3;
    return 0;
}
```

The following code example passes the check and will not give a warning about this issue:

```
int example(void) {
    int x;
    x = 20;
    return x;
}
```

RED-unused-var-all

Synopsis	A variable is neither read nor written for any execution path.
Enabled by default	Yes
Severity/Certainty	Low/High 
Full description	A variable is neither read nor written for any execution path. Writing includes initialization, and reading includes passing the variable as a parameter in a function call. This is not unsafe as such, but might indicate a logical error. This check is identical to MISRAC++2008-0-1-3.
Coding standards	CERT MSC13-C Detect and remove unused values CWE 563 Unused Variable MISRA C++ 2008 0-1-3 (Required) A project shall not contain unused variables.
Code examples	The following code example fails the check and will give a warning:

```
int example(void) {
    int x; //this value is not used
    return 0;
}
```

The following code example passes the check and will not give a warning about this issue:

```
int example(void) {
    int x = 0; //OK - x is returned
    return x;
}
```

RESOURCE-deref-file

Synopsis A pointer to a FILE object is dereferenced.

Enabled by default No

Severity/Certainty Low/Medium



Full description A pointer to a FILE object is dereferenced.

Coding standards This check does not correspond to any coding standard rules.

Code examples The following code example fails the check and will give a warning:

```
#include <stdio.h>

void example(void) {
    FILE *pf1;
    FILE f3;

    f3 = *pf1;
}
```


The following code example passes the check and will not give a warning about this issue:

```
#include <stdio.h>

void example(void) {
    FILE *f1;
    FILE *f2;

    f1 = f2;
}
```


RESOURCE-double-close

Synopsis	A file resource is closed multiple times
Enabled by default	Yes
Severity/Certainty	High/Medium 
Full description	An open file is closed multiple times without being re-opened in between. This will cause an application crash. This check is identical to CERT-FIO46-C_c.
Coding standards	CERT FIO46-C Do not access a closed file CWE 672 Operation on a Resource after Expiration or Release
Code examples	The following code example fails the check and will give a warning: <pre>#include <stdio.h> void example(void) { FILE *f1; f1 = fopen("test_file", "w"); fclose(f1); fclose(f1); }</pre> The following code example passes the check and will not give a warning about this issue:

```
#include <stdio.h>

void example(void) {
    FILE *f1;
    f1 = fopen("test_file", "w");
    fclose(f1);
}
```

RESOURCE-file-no-close-all

Synopsis	A file pointer is never closed.
Enabled by default	Yes
Severity/Certainty	High/Medium 
Full description	One or more file pointers are never closed. To avoid failure caused by resource exhaustion, all file pointers obtained dynamically by means of Standard Library functions must be explicitly released. Releasing them as soon as possible reduces the risk that exhaustion will occur. This check is identical to MISRAC2012-Dir-4.13_c, MISRAC2012-Rule-22.1_b, SEC-FILEOP-open-no-close, CERT-FIO42-C_a.
Coding standards	CERT FIO42-C <p style="padding-left: 40px;">Ensure files are properly closed when they are no longer needed</p> CWE 404 <p style="padding-left: 40px;">Improper Resource Shutdown or Release</p> MISRA C:2012 Dir-4.13 <p style="padding-left: 40px;">(Advisory) Functions which are designed to provide operations on a resource should be called in an appropriate sequence</p> MISRA C:2012 Rule-22.1 <p style="padding-left: 40px;">(Required) All resources obtained dynamically by means of Standard Library functions shall be explicitly released</p>
Code examples	The following code example fails the check and will give a warning:

```
#include <stdio.h>


void example(void) {
    FILE *fp = fopen("test.txt", "c");
}
```

The following code example passes the check and will not give a warning about this issue:

```
#include <stdio.h>

void example(void) {
    FILE *fp = fopen("test.txt", "c");
    fclose(fp);
}
```


RESOURCE-file-pos-neg

Synopsis	A file handler might be negative
Enabled by default	No
Severity/Certainty	Medium/Medium 
Full description	A file handler might be negative. If <code>open()</code> cannot open a file, it will return a negative file descriptor. Using this file descriptor might cause a runtime error.
Coding standards	This check does not correspond to any coding standard rules.
Code examples	<p>The following code example fails the check and will give a warning:</p> <pre>#include <LowLevelIOInterface.h> void example(void) { int a = __open("test.txt", _LLIO_WRONLY); write(a, "Hello", 5); }</pre> <p>The following code example passes the check and will not give a warning about this issue:</p>

```
#include <LowLevelIOInterface.h>

void example(void) {
    int a = __open("test.txt", _LLIO_WRONLY);
    if (a > 0) {
        write(a, "Hello", 5);
    }
}
```

RESOURCE-file-use-after-close


Synopsis	A file resource is used after it has been closed.
Enabled by default	Yes
Severity/Certainty	High/Medium 
Full description	A file resource is referred to after it has been closed. When a file has been closed, any reference to it is invalid. Using this reference might cause an application crash. This check is identical to RESOURCE-file-use-after-close, SEC-FILEOP-use-after-close, MISRAC2012-Dir-4.13_f, CERT-FIO46-C_b.
Coding standards	CERT FIO46-C <p style="text-align: center;">Do not access a closed file</p> MISRA C:2012 Dir-4.13 <p style="text-align: center;">(Advisory) Functions which are designed to provide operations on a resource should be called in an appropriate sequence</p>
Code examples	The following code example fails the check and will give a warning: <pre>#include <stdio.h> void example(void) { FILE *f1; f1 = fopen("test_file", "w"); fclose(f1); fprintf(f1, "Hello, World!\n"); }</pre>

The following code example passes the check and will not give a warning about this issue:

```
#include <stdio.h>

void example(void) {
    FILE *f1;
    f1 = fopen("test_file", "w");
    fprintf(f1, "Hello, World!\n");
    fclose(f1);
}
```


RESOURCE-implicit-deref-file

Synopsis	A file pointer is implicitly dereferenced by a library function.
Enabled by default	No
Severity/Certainty	Medium/Medium 
Full description	A file pointer is implicitly dereferenced by a library function. This check is identical to MISRAC2012-Rule-22.5_b.
Coding standards	MISRA C:2012 Rule-22.5 (Mandatory) A pointer to a FILE object shall not be dereferenced
Code examples	The following code example fails the check and will give a warning: <pre>#include <stdio.h> #include <stdlib.h> #include <string.h> void example(void) { FILE *ptr1 = fopen("hello", "r"); int *a; memcpy(ptr1, a, 10); }</pre> <p>The following code example passes the check and will not give a warning about this issue:</p>

```
#include <stdio.h>
#include <stdlib.h>
#include <string.h>

void example(void) {
    FILE *ptr1;
    int *a;
    memcpy(a, a, 0);
}
```


RESOURCE-write-only-file

Synopsis	A file opened as read-only is written to.
Enabled by default	Yes
Severity/Certainty	Medium/Medium 
Full description	A file opened as read-only is written to. This will cause a runtime error in your application, either silently if the file exists, or as a crash if it does not exist. This check is identical to MISRAC2012-Rule-22.4.
Coding standards	MISRA C:2012 Rule-22.4 (Mandatory) There shall be no attempt to write to a stream which has been opened as read-only
Code examples	The following code example fails the check and will give a warning: <pre>#include <stdio.h> #include <stdlib.h> void example(void) { FILE *f1; f1 = fopen("test-file.txt", "r"); fprintf(f1, "Hello, World!"); fclose(f1); }</pre> <p>The following code example passes the check and will not give a warning about this issue:</p>

```
#include <stdio.h>
#include <stdlib.h>

void example(void) {
    FILE *f1;
    f1 = fopen("test-file.txt", "r+");
    fprintf(f1, "Hello, World!");
    fclose(f1);
}
```

SIZEOF-side-effect


Synopsis	sizeof expressions containing side effects
Enabled by default	Yes
Severity/Certainty	Medium/Medium 
Full description	The <code>sizeof</code> operator is used on an expression that contains side effects. Because <code>sizeof</code> only operates on the type of the expression, the expression itself is not evaluated, which it probably was meant to be. This check is identical to MISRAC2004-12.3, MISRAC++2008-5-3-4.
Coding standards	CERT EXP06-C <p style="padding-left: 40px;">Operands to the <code>sizeof</code> operator should not contain side effects</p> CERT EXP06-CPP <p style="padding-left: 40px;">Operands to the <code>sizeof</code> operator should not contain side effects</p> MISRA C:2004 12.3 <p style="padding-left: 40px;">(Required) The <code>sizeof</code> operator shall not be used on expressions that contain side effects.</p> MISRA C++ 2008 5-3-4 <p style="padding-left: 40px;">(Required) Evaluation of the operand to the <code>sizeof</code> operator shall not contain side effects.</p>
Code examples	The following code example fails the check and will give a warning:

```
void example(void) {
    int i;
    int size = sizeof(i++);
}
```

The following code example passes the check and will not give a warning about this issue:

```
void example(void) {
    int i;
    int size = sizeof(i);
    i++;
}
```

SPC-order

Synopsis	Expressions that depend on order of evaluation were found.
Enabled by default	Yes
Severity/Certainty	Medium/High 
Full description	<p>One and the same variable is changed in different parts of an expression with an unspecified evaluation order, between two consecutive sequence points. Standard C does not specify an evaluation order for different parts of an expression. For this reason different compilers are free to perform their own optimizations regarding the evaluation order. Projects containing statements that violate this check are not easily ported to another architecture or compiler, and if they are they might be difficult to debug. Only four operators have a guaranteed order of evaluation: logical AND (<code>a && b</code>) evaluates the left operand, then the right operand only if the left is found to be true; logical OR (<code>a b</code>) evaluates the left operand, then the right operand only if the left is found to be false; a ternary conditional (<code>a ? b : c</code>) evaluates the first operand, then either the second or the third, depending on whether the first is found to be true or false; and a comma (<code>a , b</code>) evaluates its left operand before its right. This check is identical to MISRAC++2008-5-0-1_a, MISRAC2004-12.2_a, MISRAC2012-Rule-1.3_i, MISRAC2012-Rule-13.2_a, CERT-EXP30-C_a.</p>
Coding standards	CERT EXP10-C Do not depend on the order of evaluation of subexpressions or the order in which side effects take place

CERT EXP30-C

Do not depend on order of evaluation between sequence points

CWE 696

Incorrect Behavior Order

MISRA C:2004 12.2

(Required) The value of an expression shall be the same under any order of evaluation that the standard permits.

MISRA C:2012 Rule-1.3

(Required) There shall be no occurrence of undefined or critical unspecified behaviour

MISRA C:2012 Rule-13.2

(Required) The value of an expression and its persistent side effects shall be the same under all permitted evaluation orders

MISRA C++ 2008 5-0-1

(Required) The value of an expression shall be the same under any order of evaluation that the standard permits.

Code examples

The following code example fails the check and will give a warning:

```
int main(void) {
    int i = 0;
    i = i * i++; //unspecified order of operations
    return 0;
}
```


The following code example passes the check and will not give a warning about this issue:

```
int main(void) {
    int i = 0;
    int x = i;
    i++;
    x = x * i; //OK - statement is broken up
    return 0;
}
```


SPC-uninit-arr-all

Synopsis

Reads from local buffers are not preceded by writes.

Enabled by default	No
Severity/Certainty	<p>High/Medium</p> 
Full description	<p>A value is read from an array, without being explicitly stored in that array first. This check determines whether at least one element of an array has been written before any element of the array is read. If the check triggers, it generally means that an uninitialized value is read. This might cause incorrect behavior or an application crash. This check is identical to MISRAC2004-1.2_a, MISRAC2012-Rule-9.1_b, CERT-EXP33-C_d.</p>
Coding standards	<p>CERT EXP33-C</p> <p style="padding-left: 40px;">Do not reference uninitialized memory</p> <p>CWE 457</p> <p style="padding-left: 40px;">Use of Uninitialized Variable</p> <p>MISRA C:2004 1.2</p> <p style="padding-left: 40px;">(Required) No reliance shall be placed on undefined or unspecified behavior.</p> <p>MISRA C:2012 Rule-9.1</p> <p style="padding-left: 40px;">(Mandatory) The value of an object with automatic storage duration shall not be read before it has been set</p>
Code examples	<p>The following code example fails the check and will give a warning:</p> <pre>void example() { int a[20]; int b = a[1]; }</pre> <p>The following code example passes the check and will not give a warning about this issue:</p> <pre>extern void f(int*); void example() { int a[20]; f(a); int b = a[1]; }</pre>

SPC-uninit-struct-field-heap


Synopsis	A field of a dynamically allocated struct is read before it is initialized.
Enabled by default	Yes
Severity/Certainty	High/Medium 
Full description	A field of a dynamically allocated struct is read before it is initialized. An uninitialized field might cause unexpected and unpredictable results. Uninitialized variables are easy to overlook, because they seldom cause problems.
Coding standards	CERT EXP33-C Do not reference uninitialized memory CWE 457 Use of Uninitialized Variable
Code examples	The following code example fails the check and will give a warning: <pre>#include <stdlib.h> struct st { int x; int y; }; void example(void) { int a; struct st *str = malloc(sizeof(struct st)); a = str->x; }</pre> The following code example passes the check and will not give a warning about this issue:

```
#include <stdlib.h>

struct st {
    int x;
    int y;
};

void example(void) {
    int a;
    struct st *str = malloc(sizeof(struct st));
    str->x = 0;
    a = str->x;
}
```

SPC-uninit-struct-field

Synopsis	A field of a local struct is read before it is initialized.
Enabled by default	No
Severity/Certainty	High/Medium 
Full description	A field of a local struct is read before it is initialized. An uninitialized field might cause unexpected and unpredictable results. Uninitialized variables are easy to overlook, because they seldom cause problems. This check is identical to MISRAC2004-1.2_b, MISRAC2012-Rule-9.1_d, CERT-EXP33-C_e.
Coding standards	CERT EXP33-C Do not reference uninitialized memory CWE 457 Use of Uninitialized Variable MISRA C:2012 Rule-9.1 (Mandatory) The value of an object with automatic storage duration shall not be read before it has been set
Code examples	The following code example fails the check and will give a warning:


```

struct st {
    int x;
    int y;
};

void example(void) {
    int a;
    struct st str;
    a = str.x;
}

```

The following code example passes the check and will not give a warning about this issue:


```

struct st {
    int x;
    int y;
};

void example(void) {
    int a;
    struct st str;
    str.x = 0;
    a = str.x;
}

```

SPC-uninit-var-all

Synopsis	A variable is read before it is assigned a value.
Enabled by default	Yes
Severity/Certainty	High/High 
Full description	A variable is read before it is assigned a value. Different execution paths might result in a variable being read at different points in the execution. Because uninitialized data is read, application behavior might be unpredictable. This check is identical to MISRAC2004-9.1_a, MISRAC++2008-8-5-1_a, MISRAC2012-Rule-9.1_e, MISRAC2012-Rule-1.3_j.
Coding standards	CERT EXP33-C

Do not reference uninitialized memory

CWE 457

Use of Uninitialized Variable

MISRA C:2004 9.1

(Required) All automatic variables shall have been assigned a value before being used.

MISRA C:2012 Rule-1.3

(Required) There shall be no occurrence of undefined or critical unspecified behaviour

MISRA C:2012 Rule-9.1

(Mandatory) The value of an object with automatic storage duration shall not be read before it has been set

MISRA C++ 2008 8-5-1

(Required) All variables shall have a defined value before they are used.

Code examples

The following code example fails the check and will give a warning:

```
int main(void) {
    int x;
    x++; //x is uninitialized
    return 0;
}
```

The following code example passes the check and will not give a warning about this issue:

```
int main(void) {
    int x = 0;
    x++;
    return 0;
}
```


SPC-uninit-var-some

Synopsis

A variable is read before it is assigned a value.

Enabled by default


Yes

Severity/Certainty	High/Low 
Full description	A variable is read before it is assigned a value. On some execution paths, the variable might be read before it is assigned a value. This might cause unpredictable application behavior. This check is identical to MISRAC2004-9.1_b, MISRAC++2008-8-5-1_b, MISRAC2012-Rule-9.1_f, MISRAC2012-Rule-1.3_k.
Coding standards	CWE 457 Use of Uninitialized Variable MISRA C:2004 9.1 (Required) All automatic variables shall have been assigned a value before being used. MISRA C:2012 Rule-1.3 (Required) There shall be no occurrence of undefined or critical unspecified behaviour MISRA C:2012 Rule-9.1 (Mandatory) The value of an object with automatic storage duration shall not be read before it has been set MISRA C++ 2008 8-5-1 (Required) All variables shall have a defined value before they are used.
Code examples	The following code example fails the check and will give a warning: <pre>#include <stdlib.h> int main(void) { int x, y; if (rand()) { x = 0; } y = x; //x may not be initialized return 0; }</pre> The following code example passes the check and will not give a warning about this issue:

```
#include <stdlib.h>

int main(void) {
    int x;
    if (rand()) {
        x = 0;
    }
    /* x never read */
    return 0;
}
```

SPC-volatile-reads

Synopsis	There are multiple read accesses with volatile-qualified type within one and the same sequence point.
Enabled by default	No
Severity/Certainty	Medium/High 
Full description	There are multiple read accesses with volatile-qualified type within one and the same sequence point. There cannot be more than one read access with volatile-qualified type within a sequence point. This check is identical to MISRAC2004-12.2_b, MISRAC++2008-5-0-1_b, MISRAC2012-Rule-13.2_b.
Coding standards	<p>CERT EXP10-C</p> <p style="padding-left: 40px;">Do not depend on the order of evaluation of subexpressions or the order in which side effects take place</p> <p>CERT EXP30-C</p> <p style="padding-left: 40px;">Do not depend on order of evaluation between sequence points</p> <p>CWE 696</p> <p style="padding-left: 40px;">Incorrect Behavior Order</p> <p>MISRA C:2004 12.2</p> <p style="padding-left: 40px;">(Required) The value of an expression shall be the same under any order of evaluation that the standard permits.</p>

MISRA C:2012 Rule-13.2

(Required) The value of an expression and its persistent side effects shall be the same under all permitted evaluation orders

MISRA C++ 2008 5-0-1

(Required) The value of an expression shall be the same under any order of evaluation that the standard permits.

Code examples

The following code example fails the check and will give a warning:

```
void example(void) {
    int x;
    volatile int v;
    x = v + v;
}
```

The following code example passes the check and will not give a warning about this issue:

```
int main(void) {
    volatile int i = 0;
    int x = i;
    i++;
    x = x * i; //OK - statement is broken up
    return 0;
}
```

SPC-volatile-writes**Synopsis**

There are multiple write accesses with volatile-qualified type within one and the same sequence point.

Enabled by default

No

Severity/Certainty

Medium/High

**Full description**

There are multiple write accesses with volatile-qualified type within one and the same sequence point. There cannot be more than one write access with volatile-qualified type within a sequence point. This check is identical to MISRAC2004-12.2_c, MISRAC++2008-5-0-1_c, MISRAC2012-Rule-13.2_c.

Coding standards

CERT EXP10-C

Do not depend on the order of evaluation of subexpressions or the order in which side effects take place

CERT EXP30-C

Do not depend on order of evaluation between sequence points

CWE 696

Incorrect Behavior Order

MISRA C:2004 12.2

(Required) The value of an expression shall be the same under any order of evaluation that the standard permits.

MISRA C:2012 Rule-13.2

(Required) The value of an expression and its persistent side effects shall be the same under all permitted evaluation orders

MISRA C++ 2008 5-0-1

(Required) The value of an expression shall be the same under any order of evaluation that the standard permits.

Code examples

The following code example fails the check and will give a warning:

```
void example(void) {
    int x;
    volatile int v, w;
    v = w = x;
}
```

The following code example passes the check and will not give a warning about this issue:

```


#include <stdbool.h>

void InitializeArray(int *);
const int *example(void)
{
    static volatile bool s_initialized = false;
    static int s_array[256];

    if (!s_initialized)
    {
        InitializeArray(s_array);
        s_initialized = true;
    }
    return s_array;
}

```

STRUCT-signed-bit


Synopsis	There are signed single-bit fields (excluding anonymous fields).
Enabled by default	No
Severity/Certainty	Low/Low 
Full description	There are signed single-bit fields (excluding anonymous fields). A signed bitfield should have size at least two, because one bit is required for the sign. This check is identical to MISRAC2004-6.5, MISRAC++2008-9-6-4, MISRAC2012-Rule-6.2.
Coding standards	MISRA C:2004 6.5 (Required) Bitfields of signed type shall be at least 2 bits long. MISRA C:2012 Rule-6.2 (Required) Single-bit named bit fields shall not be of a signed type MISRA C++ 2008 9-6-4 (Required) Named bit-fields with signed integer type shall have a length of more than one bit.
Code examples	The following code example fails the check and will give a warning:

```
struct S
{
    signed int a : 1; // Non-compliant
};
```

The following code example passes the check and will not give a warning about this issue:

```
struct S
{
    signed int b : 2;
    signed int   : 0;
    signed int   : 1;
    signed int   : 2;
};
```

SWITCH-fall-through

Synopsis	There are non-empty switch cases not terminated by break and without 'fallthrough' comment.
Enabled by default	Yes
Severity/Certainty	Medium/Medium 
Full description	There are non-empty switch cases not terminated by a break. A non-empty switch clause should be terminated by an unconditional break statement, unless explicitly commented as a 'fallthrough'.
Coding standards	CERT MSC17-C <p style="margin-left: 40px;">Finish every set of statements associated with a case label with a break statement</p>
Code examples	The following code example fails the check and will give a warning:


```

void example(int input) {

    switch(input) {
        case 0:
            if (rand()) {
                break;
            }
        default:
            break;
    }
}

```

The following code example passes the check and will not give a warning about this issue:

```

void example(int input) {

    switch(input) {
        case 0:
            if (rand()) {
                break;
            }
            break;
        case 1:
            if (rand()) {
                break;
            }
            // fallthrough
        case 2:
            // this should also fall through
            if (!rand()) {
                return;
            }
        default:
            break;
    }
}

```

SWITCH-missing-enum-val

Synopsis A switch case uses only a subset of an enumeration.

Enabled by default No

Severity/Certainty

Low/Medium



Full description

A switch case uses only a subset of an enumeration.

Coding standards

This check does not correspond to any coding standard rules.

Code examples

The following code example fails the check and will give a warning:

```
enum ABC { A, B, C };

int example(enum ABC v) {
    switch (v) { /* Not compliant, C not used.*/
        case A: return 1;
        case B: return 2;
        default: return -1;
    }
}
```

The following code example passes the check and will not give a warning about this issue:

```
enum ABC { A, B };

int example(enum ABC v) {
    switch (v) { /* Compliant */
        case A: return 1;
        case B: return 2;
        default: return -1;
    }
}
```


THROW-empty (C++ only)

Synopsis


Unsafe rethrow of exception.

Enabled by default

No

Severity/Certainty	Medium/Medium 
Full description	A <code>throw</code> statement without an argument is used outside of a <code>catch</code> handler where there is no exception to rethrow. This is unsafe because a <code>throw</code> statement without an argument rethrows the temporary object that represents the current exception, to allow exception handling to be split over several handlers. This check is identical to MISRAC++2008-15-1-3.
Coding standards	MISRA C++ 2008 15-1-3 (Required) An empty throw (<code>throw;</code>) shall only be used in the compound-statement of a catch handler.
Code examples	The following code example fails the check and will give a warning: <pre>void func() { try { throw; } catch (...) {} }</pre> The following code example passes the check and will not give a warning about this issue: <pre>void func() { try { throw (42); } catch (int i) { if (i > 10) { throw; } } }</pre>

THROW-main (C++ only)

Synopsis	No default exception handler for <code>try</code> .
Enabled by default	No
Severity/Certainty	Medium/Low 
Full description	A top level <code>try</code> block does not have a default exception handler that will catch exceptions. Without this, an unhandled exception might lead to termination in an implementation-defined manner. This check is identical to MISRAC++2008-15-3-2.
Coding standards	MISRA C++ 2008 15-3-2 (Advisory) There should be at least one exception handler to catch all otherwise unhandled exceptions
Code examples	The following code example fails the check and will give a warning: <pre>int main() { try { throw (42); } catch (int i) { if (i > 10) { throw; } } return 1; }</pre> The following code example passes the check and will not give a warning about this issue:

```

int main()
{
    try
    {
        throw;
    }
    catch (...) {}
    // spacer
    try {}
    catch (int i) {}
    catch (...) {}
    return 0;
}

```

THROW-null

Synopsis Throw of NULL integer constant

Enabled by default Yes

Severity/Certainty Medium/Medium



Full description `throw(NULL)` (equivalent to `throw(0)`) is never a throw of the null-pointer-constant, which means it can only be caught by an integer handler. This might be undesired behavior, especially if your application only has handlers for pointer-to-type exceptions. This check is identical to MISRAC++2008-15-1-2.

Coding standards MISRA C++ 2008 15-1-2
 (Required) NULL shall not be thrown explicitly.

Code examples The following code example fails the check and will give a warning:

```

typedef int int32_t;
typedef signed char char_t;
#define NULL 0

void example(void)
{
    try {
        throw ( NULL );           // Non-compliant
    }
    catch ( int32_t i ) {        // NULL exception handled here
        // ...
    }
    catch ( const char_t * ) { // Developer may expect it to be
        caught here
        // ...
    }
}

```

The following code example passes the check and will not give a warning about this issue:

```

typedef int int32_t;
typedef signed char char_t;
#define NULL 0

void example(void)
{
    char_t * p = NULL;
    try {
        throw ( p );           // Compliant
    }
    catch ( int32_t i ) {
        // ...
    }
    catch ( const char_t * ) { // Exception handled here
        // ...
    }
}

```


THROW-ptr

Synopsis

Throw of exceptions by pointer


Enabled by default

Yes

Severity/Certainty	Medium/Medium 
Full description	An exception object of pointer type is thrown and that pointer refers to a dynamically created object. It might thus be unclear which function is responsible for destroying it, and when. This ambiguity does not exist if the object is caught by value or reference. This check is identical to MISRAC++2008-15-0-2.
Coding standards	CERT ERR09-CPP <p style="text-align: center;">Throw anonymous temporaries and catch by reference</p> MISRA C++ 2008 15-0-2 <p style="text-align: center;">(Advisory) An exception object should not have pointer type.</p>
Code examples	The following code example fails the check and will give a warning: <pre>class Except {};</pre> <pre>Except *new_except();</pre> <pre>void example(void) { throw new Except(); }</pre> <p>The following code example passes the check and will not give a warning about this issue:</p> <pre>class Except {};</pre> <pre>void example(void) { throw Except(); }</pre>

THROW-static (C++ only)

Synopsis	Exceptions thrown without a handler in some call paths that lead to that point.
Enabled by default	Yes

Severity/Certainty	<p>Medium/Medium</p> 
Full description	<p>There are exceptions thrown without a handler in some call paths that lead to that point. If an application throws an unhandled exception, it terminates in an implementation-defined manner. In particular, it is implementation-defined whether the call stack is unwound before termination, so the destructors of any automatic objects might not be invoked. If an exception is thrown as an object of a derived class, a compatible type might be either the derived class or any of its bases. Make sure that the application catches all exceptions it is expected to throw. This check is identical to MISRAC++2008-15-3-1.</p>
Coding standards	<p>MISRA C++ 2008 15-3-1</p> <p style="padding-left: 40px;">(Required) Exceptions shall be raised only after start-up and before termination of the program.</p>
Code examples	<p>The following code example fails the check and will give a warning:</p>


```
class C {
public:
    C ( ) { throw ( 0 ); } // Non-compliant - thrown before main
    starts
    ~C ( ) { throw ( 0 ); } // Non-compliant - thrown after main
    exits
};

// An exception thrown in C's constructor or destructor will
// cause the program to terminate, and will not be caught by
// the handler in main
C c;

int main( ... )
{
    try {
        // program code
        return 0;
    }
    // The following catch-all exception handler can only
    // catch exceptions thrown in the above program code
    catch ( ... ) {
        // Handle exception
        return 0;
    }
}
```

The following code example passes the check and will not give a warning about this issue:

```


class C {
public:
    C ( ) { } // Compliant - doesn't throw exceptions
    ~C ( ) { } // Compliant - doesn't throw exceptions
};

C c;

int main( ... )
{
    try {
        // program code
        return 0;
    }
    // The following catch-all exception handler can only
    // catch exceptions thrown in the above program code
    catch ( ... ) {
        // Handle exception
        return 0;
    }
}

```

THROW-unhandled (C++ only)

Synopsis	There are calls to functions explicitly declared to throw an exception type that is not handled (or declared as thrown) by the caller.
Enabled by default	Yes
Severity/Certainty	Medium/Medium 
Full description	There are calls to functions explicitly declared to throw an exception type that is not handled (or declared as thrown) by the caller. If an application throws an unhandled exception, it terminates in an implementation-defined manner. In particular, it is implementation-defined whether the call stack is unwound before termination, so the destructors of any automatic objects might not be invoked. If an exception is thrown as an object of a derived class, a compatible type might be either the derived class or any of its bases. Make sure that the application catches all exceptions it is expected to throw. This check is identical to MISRAC++2008-15-3-4.

Coding standards

MISRA C++ 2008 15-3-4

(Required) Each exception explicitly thrown in the code shall have a handler of a compatible type in all call paths that could lead to that point.

Code examples

The following code example fails the check and will give a warning:

```
class E1{};

#ifdef __cpp_noexcept_function_type
void foo(int i) throw (E1) {
#else
void foo(int i) {
#endif
    if (i<0)
        throw E1();
}

int bar() {
    foo(-3);
}
```

The following code example passes the check and will not give a warning about this issue:

```
class E1{};


#ifdef __cpp_noexcept_function_type
void foo(int i) throw (E1) {
#else
void foo(int i) {
#endif
    if (i<0)
        throw E1();
}

int bar() {
    try {
        foo(-3);
    }
    catch (E1){
    }
}
```

UNION-overlap-assign

Synopsis

Assignments from one field of a union to another.


Enabled by default	Yes
Severity/Certainty	High/High 
Full description	There are assignments from one field of a union to another. Assignments between objects that are stored in the same physical memory causes undefined behavior. This check is identical to MISRAC2004-18.2, MISRAC++2008-0-2-1, MISRAC2012-Rule-19.1.
Coding standards	MISRA C:2004 18.2 <p style="margin-left: 40px;">(Required) An object shall not be assigned to an overlapping object.</p> MISRA C:2012 Rule-19.1 <p style="margin-left: 40px;">(Mandatory) An object shall not be assigned or copied to an overlapping object</p> MISRA C++ 2008 0-2-1 <p style="margin-left: 40px;">(Required) An object shall not be assigned to an overlapping object.</p>
Code examples	The following code example fails the check and will give a warning: <pre>void example(void) { union { char c[5]; int i; } u; u.i = u.c[2]; }</pre> <p>The following code example passes the check and will not give a warning about this issue:</p>

```

void example(void)
{
    union
    {
        char c[5];
        int i;
    } u;
    int x;
    x = (int)u.c[2];
    u.i = x;
}

```

UNION-type-punning

Synopsis	Writing to a field of a union after reading from a different field, effectively re-interpreting the bit pattern with a different type.
Enabled by default	Yes
Severity/Certainty	Medium/High 
Full description	Writing to one field of a union and then silently reading from another field circumvents the type system. To reinterpret bit patterns deliberately, use an explicit cast. This check is identical to MISRAC2004-12.12_a.
Coding standards	CERT EXP39-C Do not access a variable through a pointer of an incompatible type CWE 188 Reliance on Data/Memory Layout MISRA C:2004 12.12 (Required) The underlying bit representations of floating-point values shall not be used.
Code examples	The following code example fails the check and will give a warning:

```
union name {
    int int_field;
    float float_field;
};

void example(void) {
    union name u;
    u.int_field = 10;
    float f = u.float_field;
}
```

The following code example passes the check and will not give a warning about this issue:

```
union name {
    int int_field;
    float float_field;
};

void example(void) {
    union name u;
    u.int_field = 10;
    float f = u.int_field;
}
```

CERT-ARR30-C_a

Synopsis


Do not form or use out-of-bounds pointers or array subscripts.

Enabled by default

Yes

Severity/Certainty

High/High



Full description

Invalid pointer operations could lead to undefined behavior. These include forming an out-of-bounds pointer or array index, dereferencing a past-the-end pointer or array index, accessing or generating a pointer past flexible array member, and null pointer arithmetic. This check is identical to ARR-inv-index, MISRAC++2008-5-0-16_c, MISRAC2012-Rule-18.1_a.

Coding standards

CERT ARR30-C

Do not form or use out of bounds pointers or array subscripts

CWE 119

Improper Restriction of Operations within the Bounds of a Memory Buffer

CWE 120

Buffer Copy without Checking Size of Input ('Classic Buffer Overflow')

CWE 121

Stack-based Buffer Overflow

CWE 123

Write-what-where Condition

CWE 124

Buffer Underwrite ('Buffer Underflow')

CWE 126

Buffer Over-read

CWE 127

Buffer Under-read

CWE 129

Improper Validation of Array Index

CWE 786

Access of Memory Location Before Start of Buffer

MISRA C:2012 Rule-18.1

(Required) A pointer resulting from arithmetic on a pointer operand shall address an element of the same array as that pointer operand

MISRA C++ 2008 5-0-16

(Required) A pointer operand and any pointer resulting from pointer arithmetic using that operand shall both address elements of the same array.

Code examples

The following code example fails the check and will give a warning:

```
#define COLS 5
#define ROWS 7


void example() {
    int arr[COLS];
    arr[ROWS] = 1;
}
```

The following code example passes the check and will not give a warning about this issue:

```
#define COLS 5
#define ROWS 7

void example() {
    int arr[ROWS];
    arr[COLS] = 1;
}
```

CERT-ARR30-C_b

Synopsis	Do not form or use out-of-bounds pointers or array subscripts.
Enabled by default	Yes
Severity/Certainty	High/High 
Full description	Invalid pointer operations could lead to undefined behavior. These include forming an out-of-bounds pointer or array index, dereferencing a past-the-end pointer or array index, accessing or generating a pointer past flexible array member, and null pointer arithmetic. This check is identical to ARR-inv-index-pos, MISRAC++2008-5-0-16_d, MISRAC2012-Rule-18.1_b.
Coding standards	CERT ARR30-C Do not form or use out of bounds pointers or array subscripts CWE 119 Improper Restriction of Operations within the Bounds of a Memory Buffer CWE 120

Buffer Copy without Checking Size of Input ('Classic Buffer Overflow')

CWE 121

Stack-based Buffer Overflow

CWE 123

Write-what-where Condition

CWE 124

Buffer Underwrite ('Buffer Underflow')

CWE 126

Buffer Over-read

CWE 127

Buffer Under-read

CWE 129

Improper Validation of Array Index

CWE 786

Access of Memory Location Before Start of Buffer

MISRA C:2012 Rule-18.1

(Required) A pointer resulting from arithmetic on a pointer operand shall address an element of the same array as that pointer operand

MISRA C++ 2008 5-0-16

(Required) A pointer operand and any pointer resulting from pointer arithmetic using that operand shall both address elements of the same array.

Code examples

The following code example fails the check and will give a warning:

```
#include <stddef.h>
#define COLS 5
#define ROWS 7
static int matrix[ROWS][COLS];

void init_matrix(int x) {
    for (size_t i = 0; i < COLS; i++) {
        for (size_t j = 0; j < ROWS; j++) {
            matrix[i][j] = x;
        }
    }
}
```

The following code example passes the check and will not give a warning about this issue:

```
#include <stddef.h>
#define COLS 5
#define ROWS 7
static int matrix[ROWS][COLS];

void init_matrix(int x) {
    for (size_t i = 0; i < ROWS; i++) {
        for (size_t j = 0; j < COLS; j++) {
            matrix[i][j] = x;
        }
    }
}
```

CERT-ARR30-C_c

Synopsis

Do not form or use out-of-bounds pointers or array subscripts.

Enabled by default

Yes

Severity/Certainty

High/High



Full description

Invalid pointer operations could lead to undefined behavior. These include forming an out-of-bounds pointer or array index, dereferencing a past-the-end pointer or array index, accessing or generating a pointer past flexible array member, and null pointer arithmetic. This check is identical to ARR-inv-index-ptr, MISRAC++2008-5-0-16_e, MISRAC2012-Rule-18.1_c.

Coding standards	CERT ARR30-C Do not form or use out of bounds pointers or array subscripts
	CWE 119 Improper Restriction of Operations within the Bounds of a Memory Buffer
	CWE 120 Buffer Copy without Checking Size of Input ('Classic Buffer Overflow')
	CWE 121 Stack-based Buffer Overflow
	CWE 123 Write-what-where Condition
	CWE 124 Buffer Underwrite ('Buffer Underflow')
	CWE 126 Buffer Over-read
	CWE 127 Buffer Under-read
	CWE 129 Improper Validation of Array Index
	CWE 786 Access of Memory Location Before Start of Buffer
	MISRA C:2012 Rule-18.1 (Required) A pointer resulting from arithmetic on a pointer operand shall address an element of the same array as that pointer operand
	MISRA C++ 2008 5-0-16 (Required) A pointer operand and any pointer resulting from pointer arithmetic using that operand shall both address elements of the same array.
Code examples	The following code example fails the check and will give a warning:

```
#define COLS 5
#define ROWS 7

void example() {
    int arr[COLS];
    int *p = arr;
    p[ROWS] = 1;
}
```

The following code example passes the check and will not give a warning about this issue:

```
#define COLS 5
#define ROWS 7

void example() {
    int arr[ROWS];
    int *p = arr;
    p[COLS] = 1;
}
```

CERT-ARR30-C_d

Synopsis


Do not form or use out-of-bounds pointers or array subscripts.

Enabled by default

Yes

Severity/Certainty

High/High



Full description

Invalid pointer operations could lead to undefined behavior. These include forming an out-of-bounds pointer or array index, dereferencing a past-the-end pointer or array index, accessing or generating a pointer past flexible array member, and null pointer arithmetic. This check is identical to ARR-inv-index-ptr-pos, MISRAC++2008-5-0-16_f, MISRAC2012-Rule-18.1_d.

Coding standards

CERT ARR30-C

Do not form or use out of bounds pointers or array subscripts

CWE 119

Improper Restriction of Operations within the Bounds of a Memory Buffer

CWE 120

Buffer Copy without Checking Size of Input ('Classic Buffer Overflow')

CWE 121

Stack-based Buffer Overflow

CWE 123

Write-what-where Condition

CWE 124

Buffer Underwrite ('Buffer Underflow')

CWE 126

Buffer Over-read

CWE 127

Buffer Under-read

CWE 129

Improper Validation of Array Index

CWE 786

Access of Memory Location Before Start of Buffer

MISRA C:2012 Rule-18.1

(Required) A pointer resulting from arithmetic on a pointer operand shall address an element of the same array as that pointer operand

MISRA C++ 2008 5-0-16

(Required) A pointer operand and any pointer resulting from pointer arithmetic using that operand shall both address elements of the same array.

Code examples

The following code example fails the check and will give a warning:

```
#include <stddef.h>
#define COLS 5
#define ROWS 7
static int matrix[ROWS][COLS];

void init_matrix(int x) {
    for (size_t i = 0; i < COLS; i++) {
        for (size_t j = 0; j < ROWS; j++) {
            int *p = matrix[i];
            p[j] = x;
        }
    }
}
```

The following code example passes the check and will not give a warning about this issue:

```
#include <stddef.h>
#define COLS 5
#define ROWS 7
static int matrix[ROWS][COLS];

void init_matrix(int x) {
    for (size_t i = 0; i < ROWS; i++) {
        for (size_t j = 0; j < COLS; j++) {
            int *p = matrix[i];
            p[j] = x;
        }
    }
}
```

CERT-ARR30-C_e

Synopsis

Do not form or use out-of-bounds pointers or array subscripts.

Enabled by default

Yes

Severity/Certainty

High/High



Full description

Invalid pointer operations could lead to undefined behavior. These include forming an out-of-bounds pointer or array index, dereferencing a past-the-end pointer or array

index, accessing or generating a pointer past flexible array member, and null pointer arithmetic. This check is identical to ARR-neg-index.

Coding standards

CERT ARR30-C

Do not form or use out of bounds pointers or array subscripts

CWE 119

Improper Restriction of Operations within the Bounds of a Memory Buffer

CWE 120

Buffer Copy without Checking Size of Input ('Classic Buffer Overflow')

CWE 121

Stack-based Buffer Overflow

CWE 123

Write-what-where Condition

CWE 124

Buffer Underwrite ('Buffer Underflow')

CWE 126

Buffer Over-read

CWE 127

Buffer Under-read

CWE 129

Improper Validation of Array Index

CWE 786

Access of Memory Location Before Start of Buffer

Code examples


The following code example fails the check and will give a warning:

```
void example(int *arr) {
    arr[-1] = 1;
}
```

The following code example passes the check and will not give a warning about this issue:

```
void example(int *arr) {
    arr[0] = 1;
}
```

CERT-ARR30-C_f

Synopsis	Do not form or use out-of-bounds pointers or array subscripts.
Enabled by default	Yes
Severity/Certainty	High/High 
Full description	Invalid pointer operations could lead to undefined behavior. These include forming an out-of-bounds pointer or array index, dereferencing a past-the-end pointer or array index, accessing or generating a pointer past flexible array member, and null pointer arithmetic. This check is identical to ARR-uninit-index.
Coding standards	CERT ARR30-C Do not form or use out of bounds pointers or array subscripts CWE 119 Improper Restriction of Operations within the Bounds of a Memory Buffer CWE 120 Buffer Copy without Checking Size of Input ('Classic Buffer Overflow') CWE 121 Stack-based Buffer Overflow CWE 123 Write-what-where Condition CWE 124 Buffer Underwrite ('Buffer Underflow') CWE 126 Buffer Over-read CWE 127

Buffer Under-read

CWE 129

Improper Validation of Array Index

CWE 786

Access of Memory Location Before Start of Buffer

Code examples

The following code example fails the check and will give a warning:

```
int example(int b[20]) {
    int a;
    return b[a];
}
```

The following code example passes the check and will not give a warning about this issue:

```
int example(int b[20]) {
    int a;
    a = 5;
    return b[a];
}
```

CERT-ARR30-C_g

Synopsis


Do not form or use out-of-bounds pointers or array subscripts.

Enabled by default

Yes

Severity/Certainty

High/High



Full description

Invalid pointer operations could lead to undefined behavior. These include forming an out-of-bounds pointer or array index, dereferencing a past-the-end pointer or array index, accessing or generating a pointer past flexible array member, and null pointer arithmetic.

Coding standards

CERT ARR30-C

Do not form or use out of bounds pointers or array subscripts

CWE 119

Improper Restriction of Operations within the Bounds of a Memory Buffer

CWE 120

Buffer Copy without Checking Size of Input ('Classic Buffer Overflow')

CWE 121

Stack-based Buffer Overflow

CWE 123

Write-what-where Condition

CWE 124

Buffer Underwrite ('Buffer Underflow')

CWE 126

Buffer Over-read

CWE 127

Buffer Under-read

CWE 129

Improper Validation of Array Index

CWE 786

Access of Memory Location Before Start of Buffer

Code examples

The following code example fails the check and will give a warning:

```
enum { TABLESIZE = 100 };

static int table[TABLESIZE];

int *f(int index) {
    if (index < TABLESIZE) {
        return table + index;
    }
    return NULL;
}
```

The following code example passes the check and will not give a warning about this issue:

```


enum { TABLESIZE = 100 };

static int table[TABLESIZE];

int *f(int index) {
    if (index >= 0 && index < TABLESIZE) {
        return table + index;
    }
    return NULL;
}

```

CERT-ARR30-C_h

Synopsis	Do not form or use out-of-bounds pointers or array subscripts.
Enabled by default	Yes
Severity/Certainty	High/High 
Full description	Invalid pointer operations could lead to undefined behavior. These include forming an out-of-bounds pointer or array index, dereferencing a past-the-end pointer or array index, accessing or generating a pointer past flexible array member, and null pointer arithmetic.
Coding standards	CERT ARR30-C Do not form or use out of bounds pointers or array subscripts CWE 119 Improper Restriction of Operations within the Bounds of a Memory Buffer CWE 120 Buffer Copy without Checking Size of Input ('Classic Buffer Overflow') CWE 121 Stack-based Buffer Overflow CWE 123 Write-what-where Condition

CWE 124

Buffer Underwrite ('Buffer Underflow')

CWE 126

Buffer Over-read

CWE 127

Buffer Under-read

CWE 129

Improper Validation of Array Index

CWE 786

Access of Memory Location Before Start of Buffer

Code examples

The following code example fails the check and will give a warning:

```
#include<wchar.h>

#define MAX_COMPUTERNAME_LENGTH_FQDN 10
void GetMachineName(
    wchar_t *pwszPath,
    wchar_t wszMachineName[MAX_COMPUTERNAME_LENGTH_FQDN+1])
{
    wchar_t *pwszServerName = wszMachineName;
    wchar_t *pwszTemp = pwszPath + 2;
    while (*pwszTemp != L'\\')
        *pwszServerName++ = *pwszTemp++;
    /* ... */
}
```

The following code example passes the check and will not give a warning about this issue:

```


#include<wchar.h>

#define MAX_COMPUTERNAME_LENGTH_FQDN 10
void GetMachineName(
    wchar_t *pwszPath,
    wchar_t wszMachineName[MAX_COMPUTERNAME_LENGTH_FQDN+1])
{
    wchar_t *pwszServerName = wszMachineName;
    wchar_t *pwszTemp = pwszPath + 2;
    wchar_t *end_addr
        = pwszServerName + MAX_COMPUTERNAME_LENGTH_FQDN;
    while ( (*pwszTemp != L'\\')
            && ((*pwszTemp != L'\0')
            && (pwszServerName < end_addr) )
        {
            *pwszServerName++ = *pwszTemp++;
        }

    /* ... */
}

```

CERT-ARR30-C_i

Synopsis	Do not form or use out-of-bounds pointers or array subscripts.
Enabled by default	Yes
Severity/Certainty	High/High 
Full description	Invalid pointer operations could lead to undefined behavior. These include forming an out-of-bounds pointer or array index, dereferencing a past-the-end pointer or array index, accessing or generating a pointer past flexible array member, and null pointer arithmetic.
Coding standards	CERT ARR30-C Do not form or use out of bounds pointers or array subscripts CWE 119 Improper Restriction of Operations within the Bounds of a Memory Buffer

CWE 120

Buffer Copy without Checking Size of Input ('Classic Buffer Overflow')

CWE 121

Stack-based Buffer Overflow

CWE 123

Write-what-where Condition

CWE 124

Buffer Underwrite ('Buffer Underflow')

CWE 126

Buffer Over-read

CWE 127

Buffer Under-read

CWE 129

Improper Validation of Array Index

CWE 786

Access of Memory Location Before Start of Buffer

Code examples

The following code example fails the check and will give a warning:

```
#include <stdlib.h>

struct S {
    size_t len;
    char buf[]; /* Flexible array member */
};

const char *find(const struct S *s, int c) {
    const char *first = s->buf;
    const char *last = s->buf + s->len;

    while (first++ != last) { /* Undefined behavior */
        if (*first == (unsigned char)c) {
            return first;
        }
    }
    return NULL;
}

void g(void) {
    struct S *s = (struct S *)malloc(sizeof(struct S));
    if (s == NULL) {
        /* Handle error */
    }
    s->len = 0;
    find(s, 'a');
}
```

The following code example passes the check and will not give a warning about this issue:

```
#include <stdlib.h>

struct S {
    size_t len;
    char buf[]; /* Flexible array member */
};

const char *find(const struct S *s, int c) {
    const char *first = s->buf;
    const char *last = s->buf + s->len;

    while (first != last) { /* Avoid incrementing here */
        if (*++first == (unsigned char)c) {
            return first;
        }
    }
    return NULL;
}

void g(void) {
    struct S *s = (struct S *)malloc(sizeof(struct S));
    if (s == NULL) {
        /* Handle error */
    }
    s->len = 0;
    find(s, 'a');
}
```

CERT-ARR30-C_j

Synopsis

Do not form or use out-of-bounds pointers or array subscripts.

Enabled by default

Yes

Severity/Certainty

High/High



Full description

Invalid pointer operations could lead to undefined behavior. These include forming an out-of-bounds pointer or array index, dereferencing a past-the-end pointer or array index, accessing or generating a pointer past flexible array member, and null pointer arithmetic.

Coding standards

CERT ARR30-C

Do not form or use out of bounds pointers or array subscripts

CWE 119

Improper Restriction of Operations within the Bounds of a Memory Buffer

CWE 120

Buffer Copy without Checking Size of Input ('Classic Buffer Overflow')

CWE 121

Stack-based Buffer Overflow

CWE 123

Write-what-where Condition

CWE 124

Buffer Underwrite ('Buffer Underflow')

CWE 126

Buffer Over-read

CWE 127

Buffer Under-read

CWE 129

Improper Validation of Array Index

CWE 786

Access of Memory Location Before Start of Buffer

Code examples

The following code example fails the check and will give a warning:

```
#include <string.h>
#include <stdlib.h>

char *init_block(size_t block_size, size_t offset,
                char *data, size_t data_size) {
    char *buffer = malloc(block_size);
    if (data_size > block_size || block_size - data_size <
        offset) {
        /* Data won't fit in buffer, handle error */
    }
    memcpy(buffer + offset, data, data_size);
    return buffer;
}
```

The following code example passes the check and will not give a warning about this issue:

```
#include <string.h>
#include <stdlib.h>

char *init_block(size_t block_size, size_t offset,
                char *data, size_t data_size) {
    char *buffer = malloc(block_size);
    if (NULL == buffer) {
        /* Handle error */
        exit(0);
    }
    if (data_size > block_size || block_size - data_size <
        offset) {
        /* Data won't fit in buffer, handle error */
    }
    memcpy(buffer + offset, data, data_size);
    return buffer;
}
```

CERT-ARR32-C

Synopsis

Ensure size arguments for variable length arrays are in a valid range.

Enabled by default

Yes

Severity/Certainty

High/Medium



Full description If a variable length arrays (VLA) is declared with a size that is not positive, the behavior is undefined. If the magnitude of a VLA size argument is excessive, the program may behave in an unexpected way. The programmer must ensure that size arguments to variable length arrays, especially those derived from untrusted data, are in a valid range.

Coding standards CERT ARR32-C
Ensure size arguments for variable length arrays are in a valid range

Code examples The following code example fails the check and will give a warning:

```
#include <stddef.h>

void foo(int *array, size_t size) {}

void example(size_t size) {
    int vla[size];
    foo(vla, size);
}
```

The following code example passes the check and will not give a warning about this issue:

```
#include <stdint.h>
#include <stddef.h>

enum { MAX_ARRAY = 1024 };


void foo(int *array, size_t size) {}

void example(size_t size) {
    if (0 == size || SIZE_MAX / sizeof(int) < size) {
        /* Handle error */
        return;
    }
    if (size < MAX_ARRAY) {
        int vla[size];
        foo(vla, size);
    }
}
```

CERT-ARR36-C_a

Synopsis Do not subtract two pointers that do not refer to the same array.

Enabled by default Yes

Severity/Certainty	<p>Medium/Medium</p> 
Full description	<p>Do not subtract or compare two pointers that do not refer to the same array. This check is identical to MISRAC2004-17.2, MISRAC2012-Rule-18.2.</p>
Coding standards	<p>CERT ARR36-C</p> <p style="padding-left: 40px;">Do not subtract or compare two pointers that do not refer to the same array</p> <p>MISRA C:2004 17.2</p> <p style="padding-left: 40px;">(Required) Pointer subtraction shall only be applied to pointers that address elements of the same array.</p> <p>MISRA C:2012 Rule-18.2</p> <p style="padding-left: 40px;">(Required) Subtraction between pointers shall only be applied to pointers that address elements of the same array</p>
Code examples	<p>The following code example fails the check and will give a warning:</p> <pre style="margin-left: 20px;">#include <stddef.h> enum { SIZE = 32 }; void func(void) { int nums[SIZE]; int end; int *next_num_ptr = nums; size_t free_elements; /* Increment next_num_ptr as array fills */ free_elements = &end - next_num_ptr; }</pre> <p>The following code example passes the check and will not give a warning about this issue:</p>

```

#include <stddef.h>
enum { SIZE = 32 };


void func(void) {
    int nums[SIZE];
    int *next_num_ptr = nums;
    size_t free_elements;

    /* Increment next_num_ptr as array fills */

    free_elements = &(nums[SIZE]) - next_num_ptr;
}

```

CERT-ARR36-C_b

Synopsis	Do not compare two pointers that do not refer to the same array.
Enabled by default	Yes
Severity/Certainty	Medium/Medium 
Full description	Do not subtract or compare two pointers that do not refer to the same array. This check is identical to MISRAC2004-17.3, MISRAC2012-Rule-18.3.
Coding standards	CERT ARR36-C <p>Do not subtract or compare two pointers that do not refer to the same array</p> MISRA C:2004 17.3 (Required) >, >=, <, <= shall not be applied to pointer types except where they point to the same array. MISRA C:2012 Rule-18.3 (Required) The relational operators >, >=, < and <= shall not be applied to objects of pointer type except where they point into the same object
Code examples	The following code example fails the check and will give a warning:

```
void example(void) {
    int a[10];
    int b[10];
    int *p1 = &a[1];
    if (p1 < b) {

    }
}
```

The following code example passes the check and will not give a warning about this issue:

```
void example(void) {
    int a[10];
    int b[10];
    int *p1 = &a[1];
    if (p1 < a) {

    }
}
```

CERT-ARR37-C

Synopsis

Do not add or subtract an integer to a pointer to a non-array object.

Enabled by default

Yes

Severity/Certainty

Medium/Medium



Full description

Pointer arithmetic must be performed only on pointers that reference elements of array objects.

Coding standards

CERT ARR37-C

Do not add or subtract an integer to a pointer to a non-array object

Code examples

The following code example fails the check and will give a warning:

```

struct numbers {
    short num_a, num_b, num_c;
};

int sum_numbers(const struct numbers *numb){
    int total = 0;
    const short *numb_ptr;

    for (numb_ptr = &numb->num_a;
         numb_ptr <= &numb->num_c;
         numb_ptr++) {
        total += *(numb_ptr);
    }

    return total;
}

int main(void) {
    struct numbers my_numbers = { 1, 2, 3 };
    sum_numbers(&my_numbers);
    return 0;
}

```

The following code example passes the check and will not give a warning about this issue:

```

struct numbers {
    short num_a, num_b, num_c;
};

void example(const struct numbers *numb) {
    int total = numb->num_a + numb->num_b + numb->num_c;
}

```

CERT-ARR38-C_a

Synopsis

Guarantee that library functions do not form invalid pointers.

Enabled by default

Yes

Severity/Certainty

High/High



Full description	<p>C library functions that make changes to arrays or objects take at least two arguments: a pointer to the array or object and an integer indicating the number of elements or bytes to be manipulated. Supplying arguments to such a function might cause the function to form a pointer that does not point into or just past the end of the object, resulting in undefined behavior.</p>
Coding standards	<p>CERT ARR38-C</p> <p style="padding-left: 40px;">Guarantee that library functions do not form invalid pointers</p> <p>CWE 121</p> <p style="padding-left: 40px;">Stack-based Buffer Overflow</p> <p>CWE 119</p> <p style="padding-left: 40px;">Improper Restriction of Operations within the Bounds of a Memory Buffer</p> <p>CWE 125</p> <p style="padding-left: 40px;">Out-of-bounds Read</p> <p>CWE 123</p> <p style="padding-left: 40px;">Write-what-where Condition</p> <p>CWE 805</p> <p style="padding-left: 40px;">Buffer Access with Incorrect Length Value</p> <p>CWE 129</p> <p style="padding-left: 40px;">Improper Validation of Array Index</p>
Code examples	<p>The following code example fails the check and will give a warning:</p> <pre> #include <string.h> #include <wchar.h> static const char str[] = "Hello world"; static const wchar_t w_str[] = L"Hello world"; void func(void) { char buffer[32]; wchar_t w_buffer[32]; memcpy(buffer, str, sizeof(str)); /* Compliant */ wmemcpy(w_buffer, w_str, sizeof(w_str)); /* Noncompliant */ } </pre> <p>The following code example passes the check and will not give a warning about this issue:</p>



```

#include <string.h>
#include <wchar.h>

static const char str[] = "Hello world";
static const wchar_t w_str[] = L"Hello world";
void func(void) {
    char buffer[32];
    wchar_t w_buffer[32];
    memcpy(buffer, str, strlen(str) + 1);
    wmemcpy(w_buffer, w_str, wcslen(w_str) + 1);
}

```

CERT-ARR38-C_b

Synopsis	Guarantee that library functions do not form invalid pointers.
Enabled by default	Yes
Severity/Certainty	High/High 
Full description	C library functions that make changes to arrays or objects take at least two arguments: a pointer to the array or object and an integer indicating the number of elements or bytes to be manipulated. Supplying arguments to such a function might cause the function to form a pointer that does not point into or just past the end of the object, resulting in undefined behavior.
Coding standards	CERT ARR38-C Guarantee that library functions do not form invalid pointers CWE 121 Stack-based Buffer Overflow CWE 119 Improper Restriction of Operations within the Bounds of a Memory Buffer CWE 125 Out-of-bounds Read CWE 123

Write-what-where Condition

CWE 805

Buffer Access with Incorrect Length Value

CWE 129

Improper Validation of Array Index

Code examples

The following code example fails the check and will give a warning:

```
#include <string.h>

void f2(void) {
    const size_t ARR_SIZE = 4;
    long a[ARR_SIZE];
    const size_t n = sizeof(int) * ARR_SIZE;
    void *p = a;

    memset(p, 0, n);
}
```

The following code example passes the check and will not give a warning about this issue:

```
#include <string.h>

void f2(void) {
    const size_t ARR_SIZE = 4;
    long a[ARR_SIZE];
    const size_t n = sizeof(a);
    void *p = a;

    memset(p, 0, n);
}
```

CERT-ARR38-C_c

Synopsis

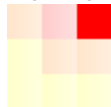
Guarantee that library functions do not form invalid pointers.

Enabled by default

Yes

Severity/Certainty

High/High




Full description	C library functions that make changes to arrays or objects take at least two arguments: a pointer to the array or object and an integer indicating the number of elements or bytes to be manipulated. Supplying arguments to such a function might cause the function to form a pointer that does not point into or just past the end of the object, resulting in undefined behavior.
Coding standards	<p>CERT ARR38-C</p> <p>Guarantee that library functions do not form invalid pointers</p> <p>CWE 121</p> <p>Stack-based Buffer Overflow</p> <p>CWE 119</p> <p>Improper Restriction of Operations within the Bounds of a Memory Buffer</p> <p>CWE 125</p> <p>Out-of-bounds Read</p> <p>CWE 123</p> <p>Write-what-where Condition</p> <p>CWE 805</p> <p>Buffer Access with Incorrect Length Value</p> <p>CWE 129</p> <p>Improper Validation of Array Index</p>
Code examples	<p>The following code example fails the check and will give a warning:</p> <pre data-bbox="505 1100 978 1362"> #include <stdlib.h> #include <string.h> void f1(size_t nchars) { char *p = (char *)malloc(nchars); /* ... */ const size_t n = nchars + 1; /* ... */ memset(p, 0, n); } </pre> <p>The following code example passes the check and will not give a warning about this issue:</p>

```
#include <stdlib.h>
#include <string.h>

void f1(size_t nchars) {
    char *p = (char *)malloc(nchars);
    /* ... */
    const size_t n = nchars;
    /* ... */
    memset(p, 0, n);
}
```

CERT-ARR38-C_d

Synopsis	Guarantee that library functions do not form invalid pointers.
Enabled by default	Yes
Severity/Certainty	High/High 
Full description	C library functions that make changes to arrays or objects take at least two arguments: a pointer to the array or object and an integer indicating the number of elements or bytes to be manipulated. Supplying arguments to such a function might cause the function to form a pointer that does not point into or just past the end of the object, resulting in undefined behavior.
Coding standards	CERT ARR38-C Guarantee that library functions do not form invalid pointers CWE 121 Stack-based Buffer Overflow CWE 119 Improper Restriction of Operations within the Bounds of a Memory Buffer CWE 125 Out-of-bounds Read CWE 123 Write-what-where Condition

CWE 805

Buffer Access with Incorrect Length Value

CWE 129

Improper Validation of Array Index

Code examples

The following code example fails the check and will give a warning:

```
#include <string.h>

void f4() {
    char p[40];
    const char *q = "Too short";
    size_t n = sizeof(p);
    memcpy(p, q, n);
}
```

The following code example passes the check and will not give a warning about this issue:

```
#include <string.h>

void f4() {
    char p[40];
    const char *q = "Too short";
    size_t n = sizeof(p) < strlen(q) + 1 ? sizeof(p) : strlen(q)
+ 1;
    memcpy(p, q, n);
}
```

CERT-ARR38-C_e

Synopsis


Guarantee that library functions do not form invalid pointers.

Enabled by default

Yes

Severity/Certainty

High/High



Full description

C library functions that make changes to arrays or objects take at least two arguments: a pointer to the array or object and an integer indicating the number of elements or bytes to be manipulated. Supplying arguments to such a function might cause the function to

form a pointer that does not point into or just past the end of the object, resulting in undefined behavior.

Coding standards

CERT ARR38-C

Guarantee that library functions do not form invalid pointers

CWE 121

Stack-based Buffer Overflow

CWE 119

Improper Restriction of Operations within the Bounds of a Memory Buffer

CWE 125

Out-of-bounds Read

CWE 123

Write-what-where Condition

CWE 805

Buffer Access with Incorrect Length Value

CWE 129

Improper Validation of Array Index

Code examples

The following code example fails the check and will give a warning:

```
#include <stdint.h>
#include <stdio.h>

struct obj {
    char c;
    long long i;
};

void func(FILE *f, struct obj *objs, size_t num_objs) {
    const size_t obj_size = 16;
    if (num_objs > (SIZE_MAX / obj_size) ||
        num_objs != fwrite(objs, obj_size, num_objs, f)) {
        /* Handle error */
    }
}
```

The following code example passes the check and will not give a warning about this issue:

```


#include <stdint.h>
#include <stdio.h>

struct obj {
    char c;
    long long i;
};

void func(FILE *f, struct obj *objs, size_t num_objs) {
    const size_t obj_size = sizeof *objs;
    if (num_objs > (SIZE_MAX / obj_size) ||
        num_objs != fwrite(objs, obj_size, num_objs, f)) {
        /* Handle error */
    }
}

```

CERT-ARR38-C_f

Synopsis	Guarantee that library functions do not form invalid pointers.
Enabled by default	Yes
Severity/Certainty	High/High 
Full description	C library functions that make changes to arrays or objects take at least two arguments: a pointer to the array or object and an integer indicating the number of elements or bytes to be manipulated. Supplying arguments to such a function might cause the function to form a pointer that does not point into or just past the end of the object, resulting in undefined behavior.
Coding standards	CERT ARR38-C Guarantee that library functions do not form invalid pointers CWE 121 Stack-based Buffer Overflow CWE 119 Improper Restriction of Operations within the Bounds of a Memory Buffer CWE 125

Out-of-bounds Read

CWE 123

Write-what-where Condition

CWE 805

Buffer Access with Incorrect Length Value

CWE 129

Improper Validation of Array Index

Code examples

The following code example fails the check and will give a warning:

```
#include<stdlib.h>

int example(unsigned char *s) {
    unsigned char *p = s, *pl;
    unsigned short hbtype;
    unsigned int payload;
    unsigned int padding = 16; /* Use minimum padding */
    unsigned char *buffer, *bp;
    int r;

    /* Read type and payload length first */
    hbtype = *p++;
    payload = *((unsigned int *)p++);

    pl = p;

    buffer = malloc(1 + 2 + payload + padding);

    bp = buffer;

    memcpy(bp, pl, payload);
}
```

The following code example passes the check and will not give a warning about this issue:


```

#include<stdlib.h>

int example(unsigned char *s, unsigned int length) {
    unsigned char *p = s, *pl;
    unsigned short hbtype;
    unsigned int payload;
    unsigned int padding = 16; /* Use minimum padding */
    unsigned char *buffer, *bp;
    int r;

    /* Read type and payload length first */
    hbtype = *p++;
    payload = *((unsigned int *)p++);
    if (1 + 2 + payload + 16 > length)
        return 0;

    pl = p;


    buffer = malloc(1 + 2 + payload + padding);

    bp = buffer;

    memcpy(bp, pl, payload);
}

```

CERT-ARR39-C

Synopsis	Do not add or subtract a scaled integer to a pointer.
Enabled by default	Yes
Severity/Certainty	High/Medium 
Full description	When performing pointer arithmetic, the size of the value to add to or subtract from a pointer is automatically scaled to the size of the type of the referenced array object. Adding or subtracting a scaled integer value to or from a pointer is invalid because it may yield a pointer that does not point to an element within or one past the end of the array.
Coding standards	CERT ARR39-C

Do not add or subtract a scaled integer to a pointer

CWE 468

Incorrect Pointer Scaling

Code examples

The following code example fails the check and will give a warning:

```
enum { INTBUFSIZE = 80 };

extern int getdata(void);
int buf[INTBUFSIZE];

void func(void) {
    int *buf_ptr = buf;

    while (buf_ptr < (buf + sizeof(buf))) {
        *buf_ptr++ = getdata();
    }
}
```

The following code example passes the check and will not give a warning about this issue:

```
enum { INTBUFSIZE = 80 };

extern int getdata(void);
int buf[INTBUFSIZE];

void func(void) {
    int *buf_ptr = buf;

    while (buf_ptr < (buf + INTBUFSIZE)) {
        *buf_ptr++ = getdata();
    }
}
```


CERT-DCL30-C_a

Synopsis


Declare objects with appropriate storage durations.

Enabled by default

Yes

Severity/Certainty	High/Medium 
Full description	Every object has a storage duration that determines its lifetime: static, thread, automatic, or allocated. Do not attempt to access an object outside of its lifetime. Attempting to do so is undefined behavior and can lead to an exploitable vulnerability. This check is identical to MEM-stack, MISRAC++2008-7-5-1_b, MISRAC2004-17.6_a, MISRAC2012-Rule-18.6_a.
Coding standards	CERT DCL30-C <p style="text-align: center;">Declare objects with appropriate storage durations</p> MISRA C:2004 17.6 <p style="text-align: center;">(Required) The address of an object with automatic storage shall not be assigned to another object that may persist after the first object has ceased to exist.</p> MISRA C:2012 Rule-18.6 <p style="text-align: center;">(Required) The address of an object with automatic storage shall not be copied to another object that persists after the first object has ceased to exist</p> MISRA C++ 2008 7-5-1 <p style="text-align: center;">(Required) A function shall not return a reference or a pointer to an automatic variable (including parameters), defined within the function.</p>
Code examples	The following code example fails the check and will give a warning: <pre>int *example(void) { int a[20]; return a; //a is a local array }</pre> <p>The following code example passes the check and will not give a warning about this issue:</p> <pre>#include <stdlib.h> int* example(void) { int *p,i; p = (int *)malloc(sizeof(int)); return p; //OK - p is dynamically allocated }</pre>

CERT-DCL30-C_b


Synopsis	Declare objects with appropriate storage durations.
Enabled by default	Yes
Severity/Certainty	High/High 
Full description	Every object has a storage duration that determines its lifetime: static, thread, automatic, or allocated. Do not attempt to access an object outside of its lifetime. Attempting to do so is undefined behavior and can lead to an exploitable vulnerability. This check is identical to MEM-stack-pos.
Coding standards	CERT DCL30-C <p style="text-align: center;">Declare objects with appropriate storage durations</p>
Code examples	The following code example fails the check and will give a warning: <pre>int *example(int *a) { int i; int *p; if (a) { p = a; } else { p = &i; } return p; }</pre> <p>The following code example passes the check and will not give a warning about this issue:</p>

```

int g;
int *example(int *a) {
    int i;
    int *p;
    if (a) {
        p = a;
    } else {
        p = &g;
    }
    return p;
}

```

CERT-DCL30-C_c

Synopsis	Declare objects with appropriate storage durations.
Enabled by default	Yes
Severity/Certainty	High/High 
Full description	Every object has a storage duration that determines its lifetime: static, thread, automatic, or allocated. Do not attempt to access an object outside of its lifetime. Attempting to do so is undefined behavior and can lead to an exploitable vulnerability. This check is identical to MEM-stack-global, MISRAC++2008-7-5-2_a, MISRAC2004-17.6_b, MISRAC2012-Rule-18.6_b, CERT-DCL30-C_c.
Coding standards	CERT DCL30-C Declare objects with appropriate storage durations MISRA C:2004 17.6 (Required) The address of an object with automatic storage shall not be assigned to another object that may persist after the first object has ceased to exist. MISRA C:2012 Rule-18.6 (Required) The address of an object with automatic storage shall not be copied to another object that persists after the first object has ceased to exist MISRA C++ 2008 7-5-2

(Required) The address of an object with automatic storage shall not be assigned to another object that may persist after the first object has ceased to exist.

Code examples

The following code example fails the check and will give a warning:

```
int *px;
void example() {
    int i = 0;
    px = &i; // assigning the address of stack
            // variable a to the global px
}
```

The following code example passes the check and will not give a warning about this issue:

```
void example(int *pz) {
    int x; int *px = &x;
    int *py = px; /* local variable */
    pz = px; /* parameter */
}
```

CERT-DCL30-C_d

Synopsis

Declare objects with appropriate storage durations.

Enabled by default

Yes

Severity/Certainty

High/High



Full description

Every object has a storage duration that determines its lifetime: static, thread, automatic, or allocated. Do not attempt to access an object outside of its lifetime. Attempting to do so is undefined behavior and can lead to an exploitable vulnerability. This check is identical to MEM-stack-global-field, MISRAC++2008-7-5-2_b, MISRAC2004-17.6_c, MISRAC2012-Rule-18.6_c.

Coding standards

CERT DCL30-C

Declare objects with appropriate storage durations

MISRA C:2004 17.6

(Required) The address of an object with automatic storage shall not be assigned to another object that may persist after the first object has ceased to exist.

MISRA C:2012 Rule-18.6

(Required) The address of an object with automatic storage shall not be copied to another object that persists after the first object has ceased to exist

MISRA C++ 2008 7-5-2

(Required) The address of an object with automatic storage shall not be assigned to another object that may persist after the first object has ceased to exist.

Code examples

The following code example fails the check and will give a warning:

```
struct S{
    int *px;
} s;

void example() {
    int i = 0;
    s.px = &i; //storing local address in global struct
}
```

The following code example passes the check and will not give a warning about this issue:

```
#include <stdlib.h>

struct S{
    int *px;
} s;

void example() {
    int i = 0;
    s.px = &i; //OK - the field is written to later
    s.px = NULL;
}
```

CERT-DCL30-C_e

Synopsis

Declare objects with appropriate storage durations.

Enabled by default

Yes

Severity/Certainty

High/High




Full description	<p>Every object has a storage duration that determines its lifetime: static, thread, automatic, or allocated. Do not attempt to access an object outside of its lifetime. Attempting to do so is undefined behavior and can lead to an exploitable vulnerability. This check is identical to MEM-stack-param, MISRAC++2008-7-5-2_c, MISRAC2004-17.6_d, MISRAC2012-Rule-1.3_s, MISRAC2012-Rule-18.6_d.</p>
Coding standards	<p>CERT DCL30-C</p> <p style="padding-left: 40px;">Declare objects with appropriate storage durations</p> <p>MISRA C:2004 17.6</p> <p style="padding-left: 40px;">(Required) The address of an object with automatic storage shall not be assigned to another object that may persist after the first object has ceased to exist.</p> <p>MISRA C:2012 Rule-1.3</p> <p style="padding-left: 40px;">(Required) There shall be no occurrence of undefined or critical unspecified behaviour</p> <p>MISRA C:2012 Rule-18.6</p> <p style="padding-left: 40px;">(Required) The address of an object with automatic storage shall not be copied to another object that persists after the first object has ceased to exist</p> <p>MISRA C++ 2008 7-5-2</p> <p style="padding-left: 40px;">(Required) The address of an object with automatic storage shall not be assigned to another object that may persist after the first object has ceased to exist.</p>
Code examples	<p>The following code example fails the check and will give a warning:</p> <pre>void example(int **ppx) { int x; ppx[0] = &x; //local address }</pre> <p>The following code example passes the check and will not give a warning about this issue:</p> <pre>static int y = 0; void example3(int **ppx){ *ppx = &y; //OK - static address }</pre>

CERT-DCL31-C

Synopsis


Declare identifiers before using them.

Enabled by default	Yes
Severity/Certainty	Low/Low 
Full description	<p>The C11 Standard requires type specifiers and forbids implicit function declarations. The C90 Standard allows implicit typing of variables and functions. Consequently, some existing legacy code uses implicit typing. Some C compilers still support legacy code by allowing implicit typing, but it should not be used for new code. Such an implementation may choose to assume an implicit declaration and continue translation to support existing programs that used this feature. This check is identical to FUNC-implicit-decl, MISRAC2004-8.1, MISRAC2012-Rule-17.3.</p>
Coding standards	<p>CERT DCL31-C</p> <p style="padding-left: 40px;">Declare identifiers before using them</p> <p>MISRA C:2004 8.1</p> <p style="padding-left: 40px;">(Required) Functions shall have prototype declarations and the prototype shall be visible at both the function definition and call.</p> <p>MISRA C:2012 Rule-17.3</p> <p style="padding-left: 40px;">(Mandatory) A function shall not be declared implicitly</p>
Code examples	<p>The following code example fails the check and will give a warning:</p> <pre style="margin-left: 20px;">#include <stddef.h> /* #include <stdlib.h> is missing */ int main(void) { for (size_t i = 0; i < 100; ++i) { /* int malloc() assumed */ char *ptr = (char *)malloc(0x10000000); *ptr = 'a'; } return 0; }</pre> <p>The following code example passes the check and will not give a warning about this issue:</p>


```
#include <stdlib.h>

int main(void) {
    for (size_t i = 0; i < 100; ++i) {
        char *ptr = (char *)malloc(0x10000000);
        *ptr = 'a';
    }
    return 0;
}
```

CERT-DCL36-C

Synopsis	Do not declare an identifier with conflicting linkage classifications.
Enabled by default	Yes
Severity/Certainty	Medium/High 
Full description	Linkage can make an identifier declared in different scopes or declared multiple times within the same scope refer to the same object or function. Use of an identifier (within one translation unit) classified as both internally and externally linked is undefined behavior.
Coding standards	CERT DCL36-C <p style="text-align: center;">Do not declare an identifier with conflicting linkage classifications</p>
Code examples	The following code example fails the check and will give a warning: <pre>static int i2 = 20; int i2; void example(void) {}</pre> <p>The following code example passes the check and will not give a warning about this issue:</p> <pre>int i1 = 10; int i1; void example(void) {}</pre>

CERT-DCL37-C_a

Synopsis	Do not declare or define a reserved identifier
Enabled by default	Yes
Severity/Certainty	Low/Low 
Full description	Do not define a function with a reserved identifier This check is identical to MISRAC++2008-17-0-3, MISRAC2012-Rule-21.2, MISRAC2004-20.2.
Coding standards	CERT DCL37-C Do not declare or define a reserved identifier MISRA C:2004 20.2 (Required) The names of Standard Library macros, objects, and functions shall not be reused. MISRA C:2012 Rule-21.2 (Required) A reserved identifier or macro name shall not be declared MISRA C++ 2008 17-0-3 (Required) The names of standard library functions shall not be overridden.
Code examples	The following code example fails the check and will give a warning: <pre>#include <stddef.h> void *malloc(size_t nbytes) { void *ptr; /* Allocate storage from own pool and set ptr */ return ptr; } void free(void *ptr) { /* Return storage to own pool */ }</pre> The following code example passes the check and will not give a warning about this issue:

```
#include <stddef.h>

void *my_malloc(size_t nbytes) {
    void *ptr;
    /* Allocate storage from own pool and set ptr */
    return ptr;
}


void *my_aligned_alloc(size_t alignment, size_t size) {
    void *ptr;
    /* Allocate storage from own pool, align properly, set ptr */
    return ptr;
}

void *my_calloc(size_t nelems, size_t elsize) {
    void *ptr;
    /* Allocate storage from own pool, zero memory, and set ptr */
    return ptr;
}

void *my_realloc(void *ptr, size_t nbytes) {
    /* Reallocate storage from own pool and set ptr */
    return ptr;
}

void my_free(void *ptr) {
    /* Return storage to own pool */
}
```

CERT-DCL37-C_b

Synopsis	Do not declare or define a reserved identifier
Enabled by default	Yes
Severity/Certainty	Low/Low 
Full description	Do not declare or define a reserved identifier
Coding standards	CERT DCL37-C Do not declare or define a reserved identifier

Code examples

The following code example fails the check and will give a warning:

```
#include <stddef.h>

static const size_t wcsa_max_limit = 1024;
size_t wcsa_limit = 100;

unsigned int getValue(unsigned int count) {
    return count < wcsa_limit ? count : wcsa_limit;
}
```

The following code example passes the check and will not give a warning about this issue:

```
#include <stddef.h>

static const size_t max_limit = 1024;
size_t limit = 100;

unsigned int getValue(unsigned int count) {
    return count < limit ? count : limit;
}
```

CERT-DCL37-C_c**Synopsis**

Do not declare or define a reserved identifier

Enabled by default

No

Severity/Certainty

Low/Low

**Full description**

Do not declare or define a reserved identifier -- Noisy

Coding standards

CERT DCL37-C

Do not declare or define a reserved identifier

Code examples

The following code example fails the check and will give a warning:

```
#ifndef _MY_HEADER_H_
#define _MY_HEADER_H_

/* Contents of <my_header.h> */

#endif /* _MY_HEADER_H_ */
```


The following code example passes the check and will not give a warning about this issue:

```
#ifndef MY_HEADER_H
#define MY_HEADER_H

/* Contents of <my_header.h> */

#endif /* MY_HEADER_H */
```

CERT-DCL38-C

Synopsis	Use the correct syntax when declaring a flexible array member.
Enabled by default	Yes
Severity/Certainty	Low/Low 
Full description	A variety of different syntaxes have been used for declaring flexible array members. For conforming C implementations, use the syntax guaranteed to be valid by the C Standard.
Coding standards	CERT DCL38-C <p style="text-align: center;">Use the correct syntax when declaring flexible array members</p>
Code examples	The following code example fails the check and will give a warning:

```
#include <stdlib.h>

struct flexArrayStruct {
    int num;
    int data[1];
};

void func(size_t array_size) {
    /* Space is allocated for the struct */
    struct flexArrayStruct *structP
        = (struct flexArrayStruct *)
        malloc(sizeof(struct flexArrayStruct)
            + sizeof(int) * (array_size - 1));
    if (structP == NULL) {
        /* Handle malloc failure */
    }

    structP->num = array_size;

    /*
     * Access data[] as if it had been allocated
     * as data[array_size].
     */
    for (size_t i = 0; i < array_size; ++i) {
        structP->data[i] = 1;
    }
}
```

The following code example passes the check and will not give a warning about this issue:

```

#include <stdlib.h>

struct flexArrayStruct {
    int num;
    int data[];
};


void func(size_t array_size) {
    /* Space is allocated for the struct */
    struct flexArrayStruct *structP
        = (struct flexArrayStruct *)
        malloc(sizeof(struct flexArrayStruct)
            + sizeof(int) * array_size);
    if (structP == NULL) {
        /* Handle malloc failure */
    }

    structP->num = array_size;

    /*
     * Access data[] as if it had been allocated
     * as data[array_size].
     */
    for (size_t i = 0; i < array_size; ++i) {
        structP->data[i] = 1;
    }
}

```

CERT-DCL39-C

Synopsis	Avoid information leakage when passing a structure across a trust boundary.
Enabled by default	Yes
Severity/Certainty	Low/Low 
Full description	When passing a pointer to a structure across a trust boundary to a different trusted domain, the programmer must ensure that the padding bytes and bit-field storage unit padding bits of such a structure do not contain sensitive information.
Coding standards	CERT DCL39-C

Avoid information leak in structure padding

Code examples

The following code example fails the check and will give a warning:

```
#include <stddef.h>

struct test {
    int a;
    char b;
    int c;
};

/* Safely copy bytes to user space */
extern int copy_to_user(void *dest, void *src, size_t size);

void do_stuff(void *usr_buf) {
    struct test arg = {.a = 1, .b = 2, .c = 3};
    copy_to_user(usr_buf, &arg, sizeof(arg));
}
```

The following code example passes the check and will not give a warning about this issue:

```

#include <stddef.h>
#include <string.h>

struct test {
    int a;
    char b;
    int c;
};

/* Safely copy bytes to user space */
extern int copy_to_user(void *dest, void *src, size_t size);


void do_stuff(void *usr_buf) {
    struct test arg = {.a = 1, .b = 2, .c = 3};
    /* May be larger than strictly needed */
    unsigned char buf[sizeof(arg)];
    size_t offset = 0;

    memcpy(buf + offset, &arg.a, sizeof(arg.a));
    offset += sizeof(arg.a);
    memcpy(buf + offset, &arg.b, sizeof(arg.b));
    offset += sizeof(arg.b);
    memcpy(buf + offset, &arg.c, sizeof(arg.c));
    offset += sizeof(arg.c);
    /* Set all remaining bytes to zero */
    memset(buf + offset, 0, sizeof(arg) - offset);

    copy_to_user(usr_buf, buf, offset /* size of info copied */);
}


```

CERT-DCL40-C

Synopsis	Do not create incompatible declarations of the same function or object.
Enabled by default	Yes
Severity/Certainty	Low/Low 
Full description	Two or more incompatible declarations of the same function or object must not appear in the same program because they result in undefined behavior. This check is identical to MISRAC2012-Rule-8.3.

Coding standards	CERT DCL40-C Incompatible declarations of the same function or object MISRA C:2012 Rule-8.3 (Required) All declarations of an object or function shall use the same names and type qualifiers
Code examples	The following code example fails the check and will give a warning: <pre>extern int i;</pre> The following code example passes the check and will not give a warning about this issue: <pre>extern short i;</pre>

CERT-DCL41-C

Synopsis	Do not declare variables inside a switch statement before the first case label
Enabled by default	Yes
Severity/Certainty	Medium/Low 
Full description	Do not declare variables inside a switch statement before the first case label
Coding standards	CERT DCL41-C Do not declare variables inside a switch statement before the first case label
Code examples	The following code example fails the check and will give a warning:

```
#include <stdio.h>

extern void f(int i);

void func(int expr) {
    switch (expr) {
        int i = 4;
        f(i);
    case 0:
        i = 17;
        /* Falls through into default code */
    default:
        printf("%d\n", i);
    }
}
```

The following code example passes the check and will not give a warning about this issue:

```
#include <stdio.h>

extern void f(int i);

int func(int expr) {
    /*
     * Move the code outside the switch block; now the statements
     * will get executed.
     */
    int i = 4;
    f(i);

    switch (expr) {
        case 0:
            i = 17;
            /* Falls through into default code */
        default:
            printf("%d\n", i);
    }
    return 0;
}
```

CERT-ENV30-C

Synopsis

Do not modify the object referenced by the return value of certain functions.

Enabled by default

Yes

Severity/Certainty

Low/Medium



Full description

Some functions return a pointer to an object that cannot be modified without causing undefined behavior. These functions include `getenv()`, `setlocale()`, `localeconv()`, `asctime()`, and `strerror()`. In such cases, the function call results must be treated as being const-qualified.

Coding standards

CERT ENV30-C

Do not modify the object referenced by the return value of certain functions

Code examples

The following code example fails the check and will give a warning:

```
#include <stdlib.h>

void example(void) {
    char *s = getenv("MY_VAR");
    *s = 'A';
}
```

The following code example passes the check and will not give a warning about this issue:

```
#include <stdlib.h>
#include <string.h>

void example(void) {
    char *str = getenv("MY_VAR");
    char *copy_of_str = (char *)malloc(strlen(str) + 1);
    *copy_of_str = 'A';
}
```

CERT-ENV31-C

Synopsis

Do not rely on an environment pointer following an operation that may invalidate it

Enabled by default

Yes

Severity/Certainty

Low/Medium



Full description

Modifying the environment by any means may cause the environment memory to be reallocated, invalidating the `envp` pointer

Coding standards

CERT ENV31-C

Do not rely on an environment pointer following an operation that may invalidate it

Code examples

The following code example fails the check and will give a warning:

```
#include <stdio.h>
#include <stdlib.h>

int main(int argc, const char *argv[], const char *envp[]) {
    if (setenv("MY_NEW_VAR", "new_value", 1) != 0) {
        /* Handle error */
    }
    if (envp != NULL) {
        for (size_t i = 0; envp[i] != NULL; ++i) {
            puts(envp[i]);
        }
    }
    return 0;
}
```

The following code example passes the check and will not give a warning about this issue:

```


#include <stdio.h>
#include <stdlib.h>

extern char **environ;

int main(void) {
    if (setenv("MY_NEW_VAR", "new_value", 1) != 0) {
        /* Handle error */
    }
    if (environ != NULL) {
        for (size_t i = 0; environ[i] != NULL; ++i) {
            puts(environ[i]);
        }
    }
    return 0;
}

```

CERT-ENV32-C

Synopsis	All exit handlers must return normally
Enabled by default	Yes
Severity/Certainty	Medium/High 
Full description	A nested call to an exit function is undefined behavior. This behavior can occur when an exit function is invoked from an exit handler or when an exit function is called from within a signal handler. Exit handlers must terminate by returning. It is important and potentially safety-critical for all exit handlers to be allowed to perform their cleanup actions.
Coding standards	CERT ENV32-C All atexit handlers must return normally
Code examples	The following code example fails the check and will give a warning:

```
#include <stdlib.h>

void exit1(void) {
    /* ... Cleanup code ... */
    return;
}

void exit2(void) {
    extern int some_condition;
    if (some_condition) {
        /* ... More cleanup code ... */
        exit(0);
    }
    return;
}

int main(void) {
    if (atexit(exit1) != 0) {
        /* Handle error */
    }
    if (atexit(exit2) != 0) {
        /* Handle error */
    }
    /* ... Program code ... */
    return 0;
}
```

The following code example passes the check and will not give a warning about this issue:


```

#include <stdlib.h>


void exit1(void) {
    /* ... Cleanup code ... */
    return;
}

void exit2(void) {
    extern int some_condition;
    if (some_condition) {
        /* ... More cleanup code ... */
    }
    return;
}

int main(void) {
    if (atexit(exit1) != 0) {
        /* Handle error */
    }
    if (atexit(exit2) != 0) {
        /* Handle error */
    }
    /* ... Program code ... */
    return 0;
}

```

CERT-ENV33-C

Synopsis	Do not call system().
Enabled by default	Yes
Severity/Certainty	High/Medium 
Full description	Use of the system() function can result in exploitable vulnerabilities, in the worst case allowing execution of arbitrary system commands. Do not invoke a command processor via system() or equivalent functions to execute a command.
Coding standards	This check does not correspond to any coding standard rules.

Code examples

The following code example fails the check and will give a warning:

```
#include <stdlib.h>

void func(char *input) {
    system(input);
}
```

The following code example passes the check and will not give a warning about this issue:

```
void func() {
}
```

CERT-ENV34-C

Synopsis

Do not store pointers returned by certain functions.

Enabled by default

Yes

Severity/Certainty

Low/Medium



Full description

Do not store pointers returned by `getenv()` and similar functions because the string data it points to may be overwritten by a subsequent call to the same function or invalidated by modifications to the environment. This string should be referenced immediately and discarded. If later use is anticipated, the string should be copied so the copy can be safely referenced as needed.

Coding standards

CERT ENV34-C

Do not store pointers returned by certain functions

Code examples

The following code example fails the check and will give a warning:

```
#include <stdlib.h>
#include <string.h>
#include <stdio.h>

void func(void) {
    char *tmpvar;
    char *tempvar;

    tmpvar = getenv("TMP");
    if (!tmpvar) {
        /* Handle error */
    }
    tempvar = getenv("TEMP");
    if (!tempvar) {
        /* Handle error */
    }
    if (strcmp(tmpvar, tempvar) == 0) {
        printf("TMP and TEMP are the same.\n");
    } else {
        printf("TMP and TEMP are NOT the same.\n");
    }
}
```

The following code example passes the check and will not give a warning about this issue:

```

#include <stdlib.h>
#include <string.h>
#include <stdio.h>

void func(void) {
    char *tmpvar;
    char *tempvar;

    const char *temp = getenv("TMP");
    if (temp != NULL) {
        tmpvar = (char *)malloc(strlen(temp)+1);
        if (tmpvar != NULL) {
            strcpy(tmpvar, temp);
        } else {
            /* Handle error */
        }
    } else {
        /* Handle error */
    }

    temp = getenv("TEMP");
    if (temp != NULL) {
        tempvar = (char *)malloc(strlen(temp)+1);
        if (tempvar != NULL) {
            strcpy(tempvar, temp);
        } else {
            /* Handle error */
        }
    } else {
        /* Handle error */
    }

    if (strcmp(tmpvar, tempvar) == 0) {
        printf("TMP and TEMP are the same.\n");
    } else {
        printf("TMP and TEMP are NOT the same.\n");
    }
    free(tmpvar);
    free(tempvar);
}

```


CERT-ERR30-C_a

Synopsis


Set errno to zero before calling a library function known to set errno.

Enabled by default

Yes

Severity/Certainty	Medium/Medium 
Full description	The value of <code>errno</code> is initialized to zero at program startup, but it is never subsequently set to zero by any C standard library function. The value of <code>errno</code> may be set to nonzero by a C standard library function call whether or not there is an error, provided the use of <code>errno</code> is not documented in the description of the function. Therefore, <code>errno</code> should be set to zero before calling an <code>errno</code> -setting function.
Coding standards	CERT ERR30-C Set <code>errno</code> to zero before calling a library function known to set <code>errno</code> , and check <code>errno</code> only after the function returns a value indicating failure
Code examples	The following code example fails the check and will give a warning: <pre>#include <stdlib.h> void example(const char *c) { strtol(c, NULL, 10); }</pre> The following code example passes the check and will not give a warning about this issue: <pre>#include <errno.h> #include <stdlib.h> void example(const char *c) { errno = 0; long a = strtol(c, NULL, 10); }</pre>

CERT-ERR30-C_b

Synopsis	Check <code>errno</code> only after the function returns a value indicating failure.
Enabled by default	Yes
Severity/Certainty	Medium/Medium 

Full description It is meaningful for a program to inspect the contents of `errno` only after an error might have occurred. More precisely, `errno` is meaningful only after a library function that sets `errno` on error has returned an error code.

Coding standards This check does not correspond to any coding standard rules.

Code examples The following code example fails the check and will give a warning:

```
#include <errno.h>
#include <stdlib.h>

void example(char *c) {
    long a = strtol(c, NULL, 8);
    // Not checking the return value, just errno
    if (errno == 0) {
        return;
    }
}
```

The following code example passes the check and will not give a warning about this issue:

```
#include <limits.h>
#include <errno.h>
#include <stdlib.h>

void example(char *c) {
    long a = strtol(c, NULL, 8);
    if (a == LONG_MAX && errno == ERANGE) {
        return;
    }
}
```

CERT-ERR30-C_c

Synopsis Check `errno` only after the function called is an `errno`-setting function.

Enabled by default Yes

Severity/Certainty Medium/Medium



Full description The value of `errno` may be set to nonzero by a C standard library function call whether or not there is an error, provided the use of `errno` is not documented in the description of the function. `errno` should only be checked where a function is documents its use.

Coding standards This check does not correspond to any coding standard rules.

Code examples The following code example fails the check and will give a warning:

```
#include <stdio.h>
#include <stdlib.h>
#include <errno.h>

void example(char *c) {
    long l = strtol(c, NULL, 10);
    printf("%s\n", c);
    if (l == 0 && errno == 0) {

    }
}
```

The following code example passes the check and will not give a warning about this issue:


```
#include <stdio.h>
#include <stdlib.h>
#include <errno.h>

void example(char *c) {
    long l = strtol(c, NULL, 10);
    if (l == 0 && errno == 0) {
        return;
    }
    printf("%s\n", c);
}
```

CERT-ERR30-C_d

Synopsis Check return of `errno` setting functions for values indicating failure.

Enabled by default Yes

Severity/Certainty	<p>Medium/Medium</p> 
Full description	<p>It is meaningful to inspect the value of <code>errno</code> only after establishing that the <code>errno</code>-setting function has returned an error. The return value of these functions must be inspected.</p>
Coding standards	<p>CERT ERR30-C</p> <p style="padding-left: 40px;">Set <code>errno</code> to zero before calling a library function known to set <code>errno</code>, and check <code>errno</code> only after the function returns a value indicating failure</p>
Code examples	<p>The following code example fails the check and will give a warning:</p> <pre>#include <stdlib.h> void example(char *c) { long a = strtol(c, NULL, 8); return; }</pre> <p>The following code example passes the check and will not give a warning about this issue:</p> <pre>#include <limits.h> #include <stdlib.h> void example(char *c) { long a = strtol(c, NULL, 8); if (a == ULONG_MAX) { //handle error } return; }</pre>

CERT-ERR30-C_e

Synopsis	Only check <code>errno</code> when necessary.
Enabled by default	Yes

Severity/Certainty

Medium/Medium



Full description

For mathematical functions in `<math.h>`, if the integer expression `math_errhandling & MATH_ERRNO` is nonzero, on a domain error, `errno` acquires the value `EDOM`; on an overflow with default rounding or if the mathematical result is an exact infinity from finite arguments, `errno` acquires the value `ERANGE`; and on an underflow, whether `errno` acquires the value `ERANGE` is implementation-defined. Functions `isnan`, `isinf`, `isnormal` or `isfinite` can also be used to establish that the returned value is invalid.

Coding standards

This check does not correspond to any coding standard rules.

Code examples

The following code example fails the check and will give a warning:

```
#include <math.h>
#include <errno.h>

void example3(double x) {
    sinh(x);
    if (errno != 0) {
        return;
    }
}
```

The following code example passes the check and will not give a warning about this issue:

```


#include <math.h>
#include <fenv.h>
#include <errno.h>

void example2(double x) {
    double result;
    {
        if (math_errhandling & MATH_ERREXCEPT) {
            feclearexcept(FE_ALL_EXCEPT);
        }
        errno = 0;
        result = sinh(x);
        if ((math_errhandling & MATH_ERRNO) && errno != 0) {
            return;
        }
    }
}

void example3(double x) {
    double result;
    {
        errno = 0;
        result = sinh(x);
        if (isnan(result) != 0) {
            if (errno == EDOM)
                return;
        }
    }
}

```

CERT-ERR32-C

Synopsis	Do not rely on indeterminate values of errno.
Enabled by default	Yes
Severity/Certainty	Low/Low 
Full description	A signal handler is allowed to call signal(); if that fails, signal() returns SIG_ERR and sets errno to a positive value. However, if the event that caused a signal was external (not the result of the program calling abort() or raise()), the only functions the signal

handler may call `_Exit()` or `abort()`, or it may call `signal()` on the signal currently being handled; if `signal()` fails, the value of `errno` is indeterminate. Using this value results in undefined behavior.

Coding standards

CERT ERR32-C

Do not rely on indeterminate values of `errno`

Code examples

The following code example fails the check and will give a warning:

```
#include <signal.h>
#include <stdlib.h>
#include <stdio.h>

typedef void (*pfv)(int);

void handler(int signum) {
    pfv old_handler = signal(signum, SIG_DFL);
    if (old_handler == SIG_ERR) {
        perror("SIGINT handler"); /* Undefined behavior */
        /* Handle error */
    }
}

int main(void) {
    pfv old_handler = signal(SIGINT, handler);
    if (old_handler == SIG_ERR) {
        perror("SIGINT handler");
        /* Handle error */
    }

    /* Main code loop */

    return EXIT_SUCCESS;
}
```

The following code example passes the check and will not give a warning about this issue:

```

#include <signal.h>
#include <stdlib.h>
#include <stdio.h>

typedef void (*pfv)(int);

void handler(int signum) {
    pfv old_handler = signal(signum, SIG_DFL);
    if (old_handler == SIG_ERR) {
        abort();
    }
}


int main(void) {
    pfv old_handler = signal(SIGINT, handler);
    if (old_handler == SIG_ERR) {
        perror("SIGINT handler");
        /* Handle error */
    }

    /* Main code loop */

    return EXIT_SUCCESS;
}

```

CERT-ERR33-C_a

Synopsis	Detect and handle standard library errors.
Enabled by default	Yes
Severity/Certainty	High/High 
Full description	The majority of the standard library functions, including I/O functions and memory allocation functions, return either a valid value or a value of the correct return type that indicates an error (for example, -1 or a null pointer). It is essential that programs detect and appropriately handle all errors in accordance with an error-handling policy. This check warns on usage of standard library functions without checking for errors in return value and/or errno.
Coding standards	CERT ERR33-C

Detect and handle errors

CWE 252

Unchecked Return Value

CWE 253

Incorrect Check of Function Return Value

CWE 391

Unchecked Error Condition

Code examples

The following code example fails the check and will give a warning:

```
#include <locale.h>
#include <stdlib.h>

int utf8_to_wcs(wchar_t *wcs, size_t n, const char *utf8,
               size_t *size) {
    if (NULL == size) {
        return -1;
    }
    setlocale(LC_CTYPE, "en_US.UTF-8");
    *size = mbstowcs(wcs, utf8, n);
    return 0;
}
```

The following code example passes the check and will not give a warning about this issue:

```
#include <locale.h>
#include <stdlib.h>


int utf8_to_wcs(wchar_t *wcs, size_t n, const char *utf8,
               size_t *size) {
    if (NULL == size) {
        return -1;
    }
    const char *save = setlocale(LC_CTYPE, "en_US.UTF-8");
    if (NULL == save) {
        return -1;
    }

    *size = mbstowcs(wcs, utf8, n);

    if(*size == (size_t)(-1)) {
        /* handle error */
    }

    if (NULL == setlocale(LC_CTYPE, save)) {
        return -1;
    }
    return 0;
}
```

CERT-ERR33-C_b

Synopsis	Detect and handle standard library errors.
Enabled by default	Yes
Severity/Certainty	High/High 
Full description	The majority of the standard library functions, including I/O functions and memory allocation functions, return either a valid value or a value of the correct return type that indicates an error (for example, -1 or a null pointer). It is essential that programs detect and appropriately handle all errors in accordance with an error-handling policy. This check warns on usage of file char I/O standard library functions without checking for errors when the return value is EOF.
Coding standards	CERT ERR33-C

Detect and handle errors

CWE 252

Unchecked Return Value

CWE 253

Incorrect Check of Function Return Value

CWE 391

Unchecked Error Condition

Code examples

The following code example fails the check and will give a warning:

```
#include <stdio.h>

int main()
{
    FILE *fp = fopen("test.txt", "r");
    int ch = getc(fp);
    while (ch != EOF)
    {
        /* display contents of file on screen */
        putchar(ch);

        ch = getc(fp);
    }

    fclose(fp);

    getchar();
    return 0;
}
```

The following code example passes the check and will not give a warning about this issue:

```
#include <stdio.h>


int main()
{
    FILE *fp = fopen("test.txt", "r");
    int ch = getc(fp);
    while (ch != EOF)
    {
        /* display contents of file on screen */
        putchar(ch);

        ch = getc(fp);
    }

    if (feof(fp))
        printf("\n End of file reached.");
    else
        printf("\n Something went wrong.");
    fclose(fp);

    getchar();
    return 0;
}
```

CERT-ERR33-C_c

Synopsis	Detect and handle standard library errors.
Enabled by default	Yes
Severity/Certainty	High/High 
Full description	The majority of the standard library functions, including I/O functions and memory allocation functions, return either a valid value or a value of the correct return type that indicates an error (for example, -1 or a null pointer). It is essential that programs detect and appropriately handle all errors in accordance with an error-handling policy. This check warns on usage of standard library functions listed in EX1 without checking for errors or explicitly discard the return value.
Coding standards	CERT ERR33-C

Detect and handle errors

CWE 252

Unchecked Return Value

CWE 253

Incorrect Check of Function Return Value

CWE 391

Unchecked Error Condition

Code examples

The following code example fails the check and will give a warning:

```
#include<stdio.h>

void example(void) {
    printf("Hello, world\n");
}
```

The following code example passes the check and will not give a warning about this issue:

```
#include<stdio.h>

void example(void) {
    (void) printf("Hello, world\n"); // printf() return value
    safely ignored
}
```

CERT-ERR33-C_d

Synopsis


Detect and handle standard library errors.

Enabled by default

Yes

Severity/Certainty

High/High



Full description

The majority of the standard library functions, including I/O functions and memory allocation functions, return either a valid value or a value of the correct return type that indicates an error (for example, -1 or a null pointer). It is essential that programs detect and appropriately handle all errors in accordance with an error-handling policy.

Coding standards

CERT ERR33-C

Detect and handle errors

CWE 252

Unchecked Return Value

CWE 253

Incorrect Check of Function Return Value

CWE 391

Unchecked Error Condition

Code examples

The following code example fails the check and will give a warning:

```
#include <stdlib.h>

void *p;
void func(size_t new_size) {
    if (new_size == 0) {
        /* Handle error */
    }
    p = realloc(p, new_size);
    if (p == NULL) {
        /* Handle error */
    }
}
```

The following code example passes the check and will not give a warning about this issue:

```

#include <stdlib.h>


void *p;
void func(size_t new_size) {
    void *q;

    if (new_size == 0) {
        /* Handle error */
    }

    q = realloc(p, new_size);
    if (q == NULL) {
        /* Handle error */
    } else {
        p = q;
    }
}

```

CERT-ERR34-C_a

Synopsis	Detect errors when converting a string to a number.
Enabled by default	Yes
Severity/Certainty	Medium/Low 
Full description	The process of parsing an integer or floating-point number from a string can produce many errors. These error conditions must be detected and addressed when a string-to-number conversion is performed using a C Standard Library function.
Coding standards	CERT ERR34-C Detect errors when converting a string to a number CWE 391 Unchecked Error Condition CWE 676 Use of Potentially Dangerous Function CWE 758

Reliance on Undefined, Unspecified, or Implementation-Defined Behavior

Code examples

The following code example fails the check and will give a warning:

```
#include <stdlib.h>

void func(const char *buff) {
    int si;

    if (buff) {
        si = atoi(buff);
    } else {
        /* Handle error */
    }
}
```

The following code example passes the check and will not give a warning about this issue:

```

#include <errno.h>
#include <limits.h>
#include <stdlib.h>
#include <stdio.h>

void func(const char *buff) {
    char *end;
    int si;

    errno = 0;

    const long sl = strtol(buff, &end, 10);

    if (end == buff) {
        fprintf(stderr, "%s: not a decimal number\n", buff);
    } else if ('\0' != *end) {
        fprintf(stderr, "%s: extra characters at end of input:
%s\n", buff, end);
    } else if ((LONG_MIN == sl || LONG_MAX == sl) && ERANGE ==
errno) {
        fprintf(stderr, "%s out of range of type long\n", buff);
    } else if (sl > INT_MAX) {
        fprintf(stderr, "%ld greater than INT_MAX\n", sl);
    } else if (sl < INT_MIN) {
        fprintf(stderr, "%ld less than INT_MIN\n", sl);
    } else {
        si = (int)sl;

        /* Process si */
    }
}

```

CERT-ERR34-C_b

Synopsis

Detect errors when converting a string to a number.

Enabled by default

Yes

Severity/Certainty

Medium/Low



Full description	<p>The process of parsing an integer or floating-point number from a string can produce many errors. These error conditions must be detected and addressed when a string-to-number conversion is performed using a C Standard Library function.</p>
Coding standards	<p>CERT ERR34-C Detect errors when converting a string to a number</p> <p>CWE 391 Unchecked Error Condition</p> <p>CWE 676 Use of Potentially Dangerous Function</p> <p>CWE 758 Reliance on Undefined, Unspecified, or Implementation-Defined Behavior</p>
Code examples	<p>The following code example fails the check and will give a warning:</p> <pre data-bbox="499 772 1056 1119"> #include <errno.h> #include <limits.h> #include <stdlib.h> #include <stdio.h> void func(const char *buff) { char *end; int si; errno = 0; const long sl = strtol(buff, &end, 10); } </pre> <p>The following code example passes the check and will not give a warning about this issue:</p>

```

#include <errno.h>
#include <limits.h>
#include <stdlib.h>
#include <stdio.h>

void func(const char *buff) {
    char *end;
    int si;

    errno = 0;

    const long sl = strtol(buff, &end, 10);

    if (end == buff) {
        fprintf(stderr, "%s: not a decimal number\n", buff);
    } else if ('\0' != *end) {
        fprintf(stderr, "%s: extra characters at end of input:
%s\n", buff, end);
    } else if ((LONG_MIN == sl || LONG_MAX == sl) && ERANGE ==
errno) {
        fprintf(stderr, "%s out of range of type long\n", buff);
    } else if (sl > INT_MAX) {
        fprintf(stderr, "%ld greater than INT_MAX\n", sl);
    } else if (sl < INT_MIN) {
        fprintf(stderr, "%ld less than INT_MIN\n", sl);
    } else {
        si = (int)sl;

        /* Process si */
    }
}

```

CERT-EXPI9-C

Synopsis

No braces for the body of an if, for, or while statement

Enabled by default

Yes

Severity/Certainty

Medium/Medium



Full description The body of an if, for, or while statement is missing opening and closing braces. Opening and closing braces for if, for, and while statements should always be used even if the statement's body contains only a single statement

Coding standards CERT EXP19-C
Use braces for the body of an if, for, or while statement

Code examples The following code example fails the check and will give a warning:

```
void example(void) {
    int login;

    if (invalid_login())
        login = 0;
    else
        login = 1;
}
```

The following code example passes the check and will not give a warning about this issue:

```
#define ADMINISTRATOR 0
#define GUEST 1


void example(void) {
    int privileges;

    if (invalid_login()) {
        if (allow_guests()) {
            privileges = GUEST;
        }
    } else {
        privileges = ADMINISTRATOR;
    }
}
```

CERT-EXP30-C_a


Synopsis Do not depend on the order of evaluation for side effects.

Enabled by default Yes

Severity/Certainty	Medium/Medium 
Full description	<p>Evaluation of an expression may produce side effects. At specific points during execution, known as sequence points, all side effects of previous evaluations are complete, and no side effects of subsequent evaluations have yet taken place. Do not depend on the order of evaluation for side effects unless there is an intervening sequence point. This check is identical to MISRAC++2008-5-0-1_a, MISRAC2004-12.2_a, MISRAC2012-Rule-1.3_i, MISRAC2012-Rule-13.2_a, SPC-order.</p>
Coding standards	<p>CERT EXP30-C</p> <p style="padding-left: 40px;">Do not depend on order of evaluation between sequence points</p> <p>MISRA C:2004 12.2</p> <p style="padding-left: 40px;">(Required) The value of an expression shall be the same under any order of evaluation that the standard permits.</p> <p>MISRA C:2012 Rule-1.3</p> <p style="padding-left: 40px;">(Required) There shall be no occurrence of undefined or critical unspecified behaviour</p> <p>MISRA C:2012 Rule-13.2</p> <p style="padding-left: 40px;">(Required) The value of an expression and its persistent side effects shall be the same under all permitted evaluation orders</p> <p>MISRA C++ 2008 5-0-1</p> <p style="padding-left: 40px;">(Required) The value of an expression shall be the same under any order of evaluation that the standard permits.</p>
Code examples	<p>The following code example fails the check and will give a warning:</p> <pre>void example(int i, int *b) { int a = i + b[++i]; }</pre> <p>The following code example passes the check and will not give a warning about this issue:</p>

```
void example(int i, int *b) {
    {
        int a;
        ++i;
        a = i + b[i];
    }
    {
        int a = i + b[i + 1];
        ++i;
    }
}
```

CERT-EXP30-C_b

Synopsis	Do not depend on the order of evaluation for side effects.
Enabled by default	Yes
Severity/Certainty	Medium/Medium 
Full description	Evaluation of an expression may produce side effects. At specific points during execution, known as sequence points, all side effects of previous evaluations are complete, and no side effects of subsequent evaluations have yet taken place. Do not depend on the order of evaluation for side effects unless there is an intervening sequence point.
Coding standards	CERT EXP30-C Do not depend on order of evaluation between sequence points
Code examples	The following code example fails the check and will give a warning:

```
extern void c(int i, int j);
int glob;

int a(void) {
    return glob + 10;
}

int b(void) {
    glob = 42;
    return glob;
}

void example(void) {
    c(a(), b());
}
```

The following code example passes the check and will not give a warning about this issue:

```
extern void c(int i, int j);
int glob;

int a(void) {
    return glob + 10;
}
int b(void) {
    glob = 42;
    return glob;
}

void example(void) {
    int a_val, b_val;

    a_val = a();
    b_val = b();

    c(a_val, b_val);
}
```

CERT-EXP32-C

Synopsis

Do not access a volatile object through a nonvolatile reference.

Enabled by default

Yes

Severity/Certainty

Low/High



Full description

An object that has volatile-qualified type may be modified in ways unknown to the implementation or have other unknown side effects. Referencing a volatile object by using a non-volatile lvalue is undefined behavior.

Coding standards

CERT EXP32-C

Do not access a volatile object through a non-volatile reference

Code examples

The following code example fails the check and will give a warning:

```
#include <stdio.h>

void func(void) {
    static volatile int **ipp;
    static int *ip;
    static volatile int i = 0;

    printf("i = %d.\n", i);

    ipp = &ip; /* May produce a warning diagnostic */
    ipp = (int**) &ip; /* Constraint violation; may produce a
warning diagnostic */
    *ipp = &i; /* Valid */
    if (*ip != 0) { /* Valid */
        /* ... */
    }
}
```

The following code example passes the check and will not give a warning about this issue:

```

#include <stdio.h>


void func(void) {
    static volatile int **ipp;
    static volatile int *ip;
    static volatile int i = 0;

    printf("i = %d.\n", i);

    ipp = &ip;
    *ipp = &i;
    if (*ip != 0) {
        /* ... */
    }
}

```

CERT-EXP33-C_a

Synopsis	Do not read uninitialized memory.
Enabled by default	Yes
Severity/Certainty	High/Medium 
Full description	Uninitialized automatic variables or dynamically allocated memory has indeterminate values, which for objects of some types, can be a trap representation. Reading such trap representations is undefined behavior; it can cause a program to behave in an unexpected manner and provide an avenue for attack.
Coding standards	CERT EXP33-C Do not reference uninitialized memory CWE 758 Reliance on Undefined, Unspecified, or Implementation-Defined Behavior CWE 824 Access of Uninitialized Pointer CWE 908

Use of Uninitialized Resource

Code examples

The following code example fails the check and will give a warning:

```
#define NULL 0
void set_flag(int number, int *sign_flag) {
    if (NULL == sign_flag) {
        return;
    }

    if (number > 0) {
        *sign_flag = 1;
    } else if (number < 0) {
        *sign_flag = -1;
    }
}

int is_negative(int number) {
    int sign;
    set_flag(number, &sign);
    return sign < 0;
}
```


The following code example passes the check and will not give a warning about this issue:

```
#define NULL 0
void set_flag(int number, int *sign_flag) {
    if (NULL == sign_flag) {
        return;
    }

    /* Account for number being 0 */
    if (number >= 0) {
        *sign_flag = 1;
    } else {
        *sign_flag = -1;
    }
}

int is_negative(int number) {
    int sign = 0; /* Initialize for defense-in-depth */
    set_flag(number, &sign);
    return sign < 0;
}
```

CERT-EXP33-C_b

Synopsis	Do not read uninitialized memory.
Enabled by default	Yes
Severity/Certainty	High/Medium 
Full description	Uninitialized automatic variables or dynamically allocated memory has indeterminate values, which for objects of some types, can be a trap representation. Reading such trap representations is undefined behavior; it can cause a program to behave in an unexpected manner and provide an avenue for attack.
Coding standards	CERT EXP33-C Do not reference uninitialized memory CWE 758 Reliance on Undefined, Unspecified, or Implementation-Defined Behavior CWE 824 Access of Uninitialized Pointer CWE 908 Use of Uninitialized Resource
Code examples	The following code example fails the check and will give a warning:

```

#include <stdlib.h>
#include <stdio.h>
enum { OLD_SIZE = 10, NEW_SIZE = 20 };

int *resize_array(int *array, size_t count) {
    if (0 == count) {
        return 0;
    }

    int *ret = (int *)realloc(array, count * sizeof(int));
    if (!ret) {
        free(array);
        return 0;
    }

    return ret;
}

void func(void) {

    int *array = (int *)malloc(OLD_SIZE * sizeof(int));
    if (0 == array) {
        /* Handle error */
    }

    for (size_t i = 0; i < OLD_SIZE; ++i) {
        array[i] = i;
    }

    array = resize_array(array, NEW_SIZE);
    if (0 == array) {
        /* Handle error */
    }

    for (size_t i = 0; i < NEW_SIZE; ++i) {
        printf("%d ", array[i]);
    }
}

```

The following code example passes the check and will not give a warning about this issue:


```

#include <stdlib.h>
#include <stdio.h>
#include <string.h>

enum { OLD_SIZE = 10, NEW_SIZE = 20 };

int *resize_array(int *array, size_t old_count, size_t new_count)
{
    if (0 == new_count) {
        return 0;
    }

    int *ret = (int *)realloc(array, new_count * sizeof(int));
    if (!ret) {
        free(array);
        return 0;
    }

    if (new_count > old_count) {
        memset(ret + old_count, 0, (new_count - old_count) *
sizeof(int));
    }

    return ret;
}

void func(void) {

    int *array = (int *)malloc(OLD_SIZE * sizeof(int));
    if (0 == array) {
        /* Handle error */
    }


    for (size_t i = 0; i < OLD_SIZE; ++i) {
        array[i] = i;
    }

    array = resize_array(array, OLD_SIZE, NEW_SIZE);
    if (0 == array) {
        /* Handle error */
    }

    for (size_t i = 0; i < NEW_SIZE; ++i) {
        printf("%d ", array[i]);
    }
}

```

CERT-EXP33-C_c


Synopsis	Do not read uninitialized memory.
Enabled by default	Yes
Severity/Certainty	High/Medium 
Full description	Uninitialized automatic variables or dynamically allocated memory has indeterminate values, which for objects of some types, can be a trap representation. Reading such trap representations is undefined behavior; it can cause a program to behave in an unexpected manner and provide an avenue for attack. This check is identical to MISRAC2012-Rule-9.1_a, PTR-uninit-pos.
Coding standards	CERT EXP33-C <p style="padding-left: 40px;">Do not reference uninitialized memory</p> <p>CWE 758</p> <p style="padding-left: 40px;">Reliance on Undefined, Unspecified, or Implementation-Defined Behavior</p> <p>CWE 824</p> <p style="padding-left: 40px;">Access of Uninitialized Pointer</p> <p>CWE 908</p> <p style="padding-left: 40px;">Use of Uninitialized Resource</p> <p>MISRA C:2012 Rule-9.1</p> <p style="padding-left: 40px;">(Mandatory) The value of an object with automatic storage duration shall not be read before it has been set</p>
Code examples	The following code example fails the check and will give a warning: <pre>void example(void) { int *p; *p = 4; //p is uninitialized }</pre> <p>The following code example passes the check and will not give a warning about this issue:</p>

```

void example(void) {
    int *p,a;
    p = &a;
    *p = 4; //OK - p holds a valid address
}

```

CERT-EXP33-C_d

Synopsis	Do not read uninitialized memory.
Enabled by default	Yes
Severity/Certainty	High/Medium 
Full description	Uninitialized automatic variables or dynamically allocated memory has indeterminate values, which for objects of some types, can be a trap representation. Reading such trap representations is undefined behavior; it can cause a program to behave in an unexpected manner and provide an avenue for attack. This check is identical to MISRAC2004-1.2_a, MISRAC2012-Rule-9.1_b, SPC-uninit-arr-all.
Coding standards	<p>CERT EXP33-C</p> <p>Do not reference uninitialized memory</p> <p>CWE 758</p> <p>Reliance on Undefined, Unspecified, or Implementation-Defined Behavior</p> <p>CWE 824</p> <p>Access of Uninitialized Pointer</p> <p>CWE 908</p> <p>Use of Uninitialized Resource</p> <p>MISRA C:2004 1.2</p> <p>(Required) No reliance shall be placed on undefined or unspecified behavior.</p> <p>MISRA C:2012 Rule-9.1</p> <p>(Mandatory) The value of an object with automatic storage duration shall not be read before it has been set</p>

Code examples

The following code example fails the check and will give a warning:

```
void example() {
    int a[20];
    int b = a[1];
}
```

The following code example passes the check and will not give a warning about this issue:

```
extern void f(int*);
void example() {
    int a[20];
    f(a);
    int b = a[1];
}
```

CERT-EXP33-C_e

Synopsis

Do not read uninitialized memory.

Enabled by default

Yes

Severity/Certainty

High/Medium



Full description

Uninitialized automatic variables or dynamically allocated memory has indeterminate values, which for objects of some types, can be a trap representation. Reading such trap representations is undefined behavior; it can cause a program to behave in an unexpected manner and provide an avenue for attack. This check is identical to MISRAC2004-1.2_b, MISRAC2012-Rule-9.1_d, SPC-uninit-struct-field.

Coding standards

CERT EXP33-C

Do not reference uninitialized memory

CWE 758

Reliance on Undefined, Unspecified, or Implementation-Defined Behavior

CWE 824

Access of Uninitialized Pointer

CWE 908

Use of Uninitialized Resource

MISRA C:2012 Rule-9.1

(Mandatory) The value of an object with automatic storage duration shall not be read before it has been set

Code examples

The following code example fails the check and will give a warning:

```
struct st {
    int x;
    int y;
};

void example(void) {
    int a;
    struct st str;
    a = str.x;
}
```

The following code example passes the check and will not give a warning about this issue:

```
struct st {
    int x;
    int y;
};

void example(void) {
    int a;
    struct st str;
    str.x = 0;
    a = str.x;
}
```

CERT-EXP34-C_a

Synopsis

Do not dereference null pointers.

Enabled by default

Yes

Severity/Certainty

High/High



Full description

Dereferencing a null pointer is undefined behavior. On many platforms, dereferencing a null pointer results in abnormal program termination, but this is not required by the standard.

Coding standards

CERT EXP34-C

Do not dereference null pointers

Code examples

The following code example fails the check and will give a warning:

```
#include <stdlib.h>
#include <string.h>

void * maybe_return_null(int num, void *p) {
    if (num % 2) {
        return NULL;
    }
    return p;
}

void example(void *usr_data, int length) {
    int *ptr = malloc(sizeof(int));
    ptr = maybe_return_null(length, ptr);
    memcpy(ptr, usr_data, length);
}
```

The following code example passes the check and will not give a warning about this issue:

```


#include <stdlib.h>
#include <string.h>

void * maybe_return_null(int num, void *p) {
    if (num % 2) {
        return NULL;
    }
    return p;
}

void example(void *usr_data, int length) {
    int *ptr = malloc(sizeof(int));
    ptr = maybe_return_null(length, ptr);
    if (ptr != NULL) {
        memcpy(ptr, usr_data, length);
    }
}

```

CERT-EXP34-C_b

Synopsis	Do not dereference null pointers.
Enabled by default	Yes
Severity/Certainty	High/High 
Full description	Dereferencing a null pointer is undefined behavior. On many platforms, dereferencing a null pointer results in abnormal program termination, but this is not required by the standard. This check is identical to PTR-null-assign-fun-pos.
Coding standards	CERT EXP34-C Do not dereference null pointers
Code examples	The following code example fails the check and will give a warning:

```
#define NULL ((void*) 0)
void * malloc(unsigned long);

int * xmalloc(int size){
    int * res = malloc(sizeof(int)*size);
    if (res != NULL)
        return res;
    else
        return NULL;
}

void zeroout(int *xp, int i)
{
    xp[i] = 0;
}

int foo() {
    int * x;
    int i;
    x = xmalloc(45);
    // if (x)
    // return -1;
    for(i = 0; i < 45; i++)
        zeroout(x, i);
}
```

The following code example passes the check and will not give a warning about this issue:


```

#define NULL ((void*) 0)
void * malloc(unsigned long);


int * xmalloc(int size){
    int * res = malloc(sizeof(int)*size);
    if (res != NULL)
        return res;
    else
        return NULL;
}

void zeroout(int *xp, int i)
{
    xp[i] = 0;
}

int foo() {
    int * x;
    int i;
    x = xmalloc(45);
    if (x == NULL)
        return -1;
    else {
        for(i = 0; i < 45; i++)
            zeroout(x, i);
    }
}

```

CERT-EXP34-C_c

Synopsis	Do not dereference null pointers.
Enabled by default	Yes
Severity/Certainty	High/High 
Full description	Dereferencing a null pointer is undefined behavior. On many platforms, dereferencing a null pointer results in abnormal program termination, but this is not required by the standard. This check is identical to PTR-null-assign-pos.
Coding standards	CERT EXP34-C

Do not dereference null pointers

Code examples

The following code example fails the check and will give a warning:

```
#include <string.h>

char *getenv(const char *name)
{
    return strcmp(name, "HOME")==0 ? "/" : NULL;
}

int ex(void)
{
    char *p = getenv("USER");
    return *p; //p might be NULL
}
```

The following code example passes the check and will not give a warning about this issue:

```
#include <stdlib.h>

int main(void)
{
    int *p = malloc(sizeof(int));
    if (p != 0) {
        *p = 4;
    }
    return (int)p;
}
```

CERT-EXP34-C_d

Synopsis


Do not dereference null pointers.

Enabled by default

Yes

Severity/Certainty

High/High



Full description

Dereferencing a null pointer is undefined behavior. On many platforms, dereferencing a null pointer results in abnormal program termination, but this is not required by the standard. This check is identical to PTR-null-assign.

Coding standards

CERT EXP34-C

Do not dereference null pointers

Code examples

The following code example fails the check and will give a warning:

```
#include <stdlib.h>

int main(void) {
    int *p;
    p = NULL;
    return *p; //dereference after
              //assignment to NULL
}
```

The following code example passes the check and will not give a warning about this issue:

```
#include <stdlib.h>

int main(void) {
    int *p;
    p = NULL;
    p = (int *)1;
    return *p;
}
```

CERT-EXP34-C_e

Synopsis

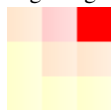
Do not dereference null pointers.

Enabled by default

Yes

Severity/Certainty

High/High



Full description

Dereferencing a null pointer is undefined behavior. On many platforms, dereferencing a null pointer results in abnormal program termination, but this is not required by the standard. This check is identical to PTR-null-cmp-aft.

Coding standards

CERT EXP34-C

Do not dereference null pointers

Code examples

The following code example fails the check and will give a warning:

```
#include <stdlib.h>

int example(void) {
    int *p;
    *p = 4; //line 8 asserts that p may be NULL
    if (p != NULL) {
        return 0;
    }
    return 1;
}
```

The following code example passes the check and will not give a warning about this issue:

```
#include <stdlib.h>

void example(int *p) {
    if (p == NULL) {
        return;
    }
    *p = 4;
}
```

CERT-EXP34-C_f

Synopsis

Do not dereference null pointers.

Enabled by default

Yes

Severity/Certainty

High/High



Full description

Dereferencing a null pointer is undefined behavior. On many platforms, dereferencing a null pointer results in abnormal program termination, but this is not required by the standard. This check is identical to PTR-null-cmp-bef-fun.

Coding standards

CERT EXP34-C

Do not dereference null pointers

Code examples

The following code example fails the check and will give a warning:

```

#define NULL ((void *) 0)

int bar(int *x){
    *x = 3;
    return 0;
}

int foo(int *x) {
    if (x != NULL) {
        *x = 4;
    }
    bar(x);
}

```

The following code example passes the check and will not give a warning about this issue:

```

#define NULL ((void *) 0)

int bar(int *x){
    if (x != NULL)
        *x = 3;
    return 0;
}

int foo(int *x) {
    if (x != NULL) {
        *x = 4;
    }
    bar(x);
}

```

CERT-EXP34-C_g

Synopsis

Do not dereference null pointers.

Enabled by default

Yes

Severity/Certainty

High/High



Full description Dereferencing a null pointer is undefined behavior. On many platforms, dereferencing a null pointer results in abnormal program termination, but this is not required by the standard. This check is identical to PTR-null-cmp-bef.

Coding standards CERT EXP34-C
Do not dereference null pointers

Code examples The following code example fails the check and will give a warning:

```
#include <stdlib.h>

int example(void) {
    int *p;
    if (p == NULL) {
        *p = 4; //dereference after comparison with NULL
    }
    return 1;
}
```

The following code example passes the check and will not give a warning about this issue:

```
#include <stdlib.h>

int example(void) {
    int *p;
    if (p != NULL) {
        *p = 4; //OK - after comparison with non-NULL
    }
    return 1;
}
```

CERT-EXP35-C

Synopsis Do not modify objects with temporary lifetime

Enabled by default Yes

Severity/Certainty Low/Medium



Full description If a function call returns by value a struct or union containing an array, do not modify those arrays within the expression containing the function call. Do not access an array returned by a function after the next sequence point or after the evaluation of the containing full expression or full declarator ends.

Coding standards CERT EXP35-C
Do not modify objects with temporary lifetime

Code examples The following code example fails the check and will give a warning:

```
int printf(const char *a, ...);

struct my_struct { char str[8]; };

struct my_struct get_new_struct(void) {
    struct my_struct a = { "AAAAAAA" };
    return a;
}

void example(void) {
    printf("%s\n", get_new_struct().str);
}
```

The following code example passes the check and will not give a warning about this issue:

```
int printf(const char *a, ...);

struct my_struct { char str[8]; };

struct my_struct get_new_struct(void) {
    struct my_struct a = { "AAAAAAA" };
    return a;
}

void example(void) {
    struct my_struct s = get_new_struct();
    printf("%s\n", s.str);
}
```

CERT-EXP36-C_a

Synopsis Do not cast pointers into more strictly aligned pointer types.

Enabled by default Yes

Severity/Certainty

Low/Medium



Full description

Do not convert a pointer value to a pointer type that is more strictly aligned than the referenced type. Different alignments are possible for different types of objects. If the type-checking system is overridden by an explicit cast or the pointer is converted to a void pointer (void *) and then to a different type, the alignment of an object may be changed.

Coding standards

CERT EXP36-C

Do not convert pointers into more strictly aligned pointer types

Code examples

The following code example fails the check and will give a warning:

```
#include <assert.h>

void func(void) {
    char c = 'x';
    int *ip = (int *)&c; /* This can lose information */
    char *cp = (char *)ip;

    /* Will fail on some conforming implementations */
    assert(cp == &c);
}
```

The following code example passes the check and will not give a warning about this issue:

```
#include <assert.h>


void func(void) {
    char c = 'x';
    int i = c;
    int *ip = &i;

    assert(ip == &i);
}
```

CERT-EXP36-C_b

Synopsis

Do not cast pointers into more strictly aligned pointer types.


Enabled by default	Yes
Severity/Certainty	Low/Medium 
Full description	<p>Do not convert a pointer value to a pointer type that is more strictly aligned than the referenced type. Different alignments are possible for different types of objects. If the type-checking system is overridden by an explicit cast or the pointer is converted to a void pointer (void *) and then to a different type, the alignment of an object may be changed. This check is identical to MISRAC2012-Rule-11.5.</p>
Coding standards	<p>CERT EXP36-C</p> <p style="padding-left: 40px;">Do not convert pointers into more strictly aligned pointer types</p> <p>MISRA C:2012 Rule-11.5</p> <p style="padding-left: 40px;">(Advisory) A conversion should not be performed from pointer to void into pointer to object</p>
Code examples	<p>The following code example fails the check and will give a warning:</p> <pre>int *loop_function(void *v_pointer) { /* ... */ return v_pointer; } void func(char *char_ptr) { int *int_ptr = loop_function(char_ptr); /* ... */ }</pre> <p>The following code example passes the check and will not give a warning about this issue:</p>

```
int *loop_function(int *v_pointer) {
    /* ... */
    return v_pointer;
}

void func(int *loop_ptr) {
    int *int_ptr = loop_function(loop_ptr);

    /* ... */
}
```

CERT-EXP37-C_a

Synopsis	Call functions with the correct number and type of arguments.
Enabled by default	Yes
Severity/Certainty	Medium/Medium 
Full description	Do not call a function with the wrong number or type of arguments. Undefined behavior (UB) may arise as a result of invoking a function using a declaration that is incompatible with its definition or by supplying incorrect types or numbers of arguments.
Coding standards	CERT EXP37-C <p style="text-align: center;">Call functions with the arguments intended by the API</p>
Code examples	The following code example fails the check and will give a warning: <pre>#include <stdio.h> #include <string.h> char *(*fp)() = strchr; void example(void) { const char *c; fp = strchr; c = fp('e', "Hello"); printf("%s\n", c); }</pre>


The following code example passes the check and will not give a warning about this issue:

```
#include <stdio.h>
#include <string.h>

char *(*fp)(const char *, int);

void example(void) {
    const char *c;
    fp = strchr;
    c = fp("Hello", 'e');
    printf("%s\n", c);
}
```

CERT-EXP37-C_b

Synopsis	Call functions with the correct number and type of arguments.
Enabled by default	Yes
Severity/Certainty	Medium/Medium 
Full description	Do not call a function with the wrong number or type of arguments. Undefined behavior (UB) may arise as a result of invoking a function using a declaration that is incompatible with its definition or by supplying incorrect types or numbers of arguments. This check is identical to MISRAC2004-8.3.
Coding standards	CERT EXP37-C <p>Call functions with the arguments intended by the API</p> MISRA C:2004 8.3 <p>(Required) For each function parameter, the type given in the declaration and definition shall be identical and the return types shall also be identical.</p>
Code examples	The following code example fails the check and will give a warning:

```

/* Defect when used with example.pass.c */
void f();

void example(void) {
    int x;
    f(x);
}

```

The following code example passes the check and will not give a warning about this issue:

```

void f(long x) {}

void example(void) {
    long x;
    f(x);
}

```

CERT-EXP37-C_c

Synopsis

Call functions with the correct number and type of arguments.

Enabled by default

Yes

Severity/Certainty

Medium/Medium



Full description

Do not call a function with the wrong number or type of arguments. Undefined behavior (UB) may arise as a result of invoking a function using a declaration that is incompatible with its definition or by supplying incorrect types or numbers of arguments.

Coding standards

CERT EXP37-C

Call functions with the arguments intended by the API

Code examples

The following code example fails the check and will give a warning:

```
#include "fcntl.h"


void func(const char *ms) {
    /* ... */
    int fd;
    fd = open(ms, O_CREAT | O_EXCL | O_WRONLY | O_TRUNC);
    if (fd == -1) {
        /* Handle error */
    }
}
```

The following code example passes the check and will not give a warning about this issue:

```
#include "fcntl.h"

void func(const char *ms, mode_t perms) {
    /* ... */
    int fd;
    fd = open(ms, O_CREAT | O_EXCL | O_WRONLY | O_TRUNC, perms);
    if (fd == -1) {
        /* Handle error */
    }
}
```

CERT-EXP39-C_a

Synopsis	Do not access a variable through a pointer of an incompatible type.
Enabled by default	Yes
Severity/Certainty	Medium/Low 
Full description	Modifying a variable through a pointer of an incompatible type (other than unsigned char) can lead to unpredictable results.
Coding standards	CERT EXP39-C Do not access a variable through a pointer of an incompatible type
Code examples	The following code example fails the check and will give a warning:

```

#include <stdlib.h>

struct gadget {
    int i;
    double d;
    char *p;
};

struct widget {
    char *q;
    int j;
    double e;
};

void func1fail(void) {
    struct gadget *gp;
    struct widget *wp;

    gp = (struct gadget *)malloc(sizeof(struct gadget));
    if (!gp) {
        /* Handle error */
    }
    /* ... Initialize gadget ... */
    wp = (struct widget *)realloc(gp, sizeof(struct widget));
    if (!wp) {
        free(gp);
        /* Handle error */
    }
    if (wp->j == 12) {
        /* ... */
    }
    /* ... */
    free(wp);
}

```

The following code example passes the check and will not give a warning about this issue:

```

#include <stdlib.h>

struct gadget {
    int i;
    double d;
    char *p;
};

struct widget {
    char *q;
    int j;
    double e;
};

void func1fail(void) {
    struct gadget *gp;
    struct widget *wp;

    gp = (struct gadget *)malloc(sizeof(struct gadget));
    if (!gp) {
        /* Handle error */
    }
    /* ... Initialize gadget ... */
    wp = (struct widget *)realloc(gp, sizeof(struct widget));
    if (!wp) {
        free(gp);
        /* Handle error */
    }
    memset(wp, 0, sizeof(struct widget));
    if (wp->j == 12) {
        /* ... */
    }
    /* ... */
    free(wp);
}

```


CERT-EXP39-C_b

Synopsis

Do not access a variable through a pointer of an incompatible type.

Enabled by default


Yes

Severity/Certainty	<p>Medium/Low</p> 
Full description	<p>Modifying a variable through a pointer of an incompatible type (other than unsigned char) can lead to unpredictable results. This check is identical to MISRAC2012-Rule-11.1.</p>
Coding standards	<p>CERT EXP39-C</p> <p style="padding-left: 40px;">Do not access a variable through a pointer of an incompatible type</p> <p>MISRA C:2012 Rule-11.1</p> <p style="padding-left: 40px;">(Required) Conversions shall not be performed between a pointer to a function and any other type</p>


Code examples	<p>The following code example fails the check and will give a warning:</p> <pre>#include <stdlib.h> void example(void) { int (*fptr)(int,int); (int*) fptr; }</pre> <p>The following code example passes the check and will not give a warning about this issue:</p> <pre>typedef void (*fp16) (int n); typedef fp16 (*pfp16) (void); void example(void) { pfp16 pfp1; (void) (*pfp1 ()); /* Compliant - exception 2 - cast function * pointer into void */ }</pre>
---------------	--

CERT-EXP39-C_c


Synopsis	Do not access a variable through a pointer of an incompatible type.
Enabled by default	Yes

Severity/Certainty	Medium/Low 
Full description	Modifying a variable through a pointer of an incompatible type (other than unsigned char) can lead to unpredictable results. This check is identical to MISRAC2012-Rule-11.2.
Coding standards	CERT EXP39-C <p style="text-align: center;">Do not access a variable through a pointer of an incompatible type</p> MISRA C:2012 Rule-11.2 <p style="text-align: center;">(Required) Conversions shall not be performed between a pointer to an incomplete type and any other type</p>
Code examples	The following code example fails the check and will give a warning: <pre> struct a; struct b; void example(void) { struct a * p1; struct b * p2; unsigned int x; p1 = (struct a *) 0x12345678; x = (unsigned int) p2; p1 = (struct a *) p2; } </pre> <p>The following code example passes the check and will not give a warning about this issue:</p> <pre> #include <stdlib.h> struct a; extern struct a *f (void); void example(void) { struct a * p; unsigned int x; /* exception 1: NULL -> incomplete type ptr */ p = (struct a *) NULL; /* exception 2: incomplete type ptr -> void */ (void) f(); } </pre>

CERT-EXP39-C_d


Synopsis	Do not access a variable through a pointer of an incompatible type.
Enabled by default	Yes
Severity/Certainty	Medium/Low 
Full description	Modifying a variable through a pointer of an incompatible type (other than unsigned char) can lead to unpredictable results. This check is identical to MISRAC2012-Rule-11.3.
Coding standards	CERT EXP39-C <p style="text-align: center;">Do not access a variable through a pointer of an incompatible type</p> MISRA C:2012 Rule-11.3 <p style="text-align: center;">(Required) A cast shall not be performed between a pointer to object type and a pointer to a different object type</p>
Code examples	The following code example fails the check and will give a warning: <pre>typedef unsigned int uint32_t; typedef unsigned char uint8_t; void example(void) { uint8_t * p1; uint32_t * p2; p2 = (uint32_t *)p1; }</pre> <p>The following code example passes the check and will not give a warning about this issue:</p> <pre>typedef unsigned int uint32_t; typedef unsigned char uint8_t; void example(void) { uint8_t * p1; uint8_t * p2; p2 = (uint8_t *)p1; }</pre>

CERT-EXP39-C_e

Synopsis	Do not access a variable through a pointer of an incompatible type.
Enabled by default	Yes
Severity/Certainty	Medium/Low 
Full description	Modifying a variable through a pointer of an incompatible type (other than unsigned char) can lead to unpredictable results. This check is identical to MISRAC2012-Rule-11.7.
Coding standards	CERT EXP39-C <p style="text-align: center;">Do not access a variable through a pointer of an incompatible type</p> MISRA C:2012 Rule-11.7 <p style="text-align: center;">(Required) A cast shall not be performed between pointer to object and a non-integer arithmetic type</p>
Code examples	The following code example fails the check and will give a warning: <pre>void example(void) { int *p; float f; f = (float)p; /* Non-compliant */ }</pre> <p>The following code example passes the check and will not give a warning about this issue:</p> <pre>void example(void) { int *p; short f; f = (short)p; }</pre>


CERT-EXP40-C_a

Synopsis	Do not modify constant objects.
----------	---------------------------------


Enabled by default	Yes
Severity/Certainty	Low/Low 
Full description	If an attempt is made to modify an object defined with a const-qualified type through use of an lvalue with non-const-qualified type, the behavior is undefined.
Coding standards	CERT EXP40-C Do not modify constant values
Code examples	The following code example fails the check and will give a warning: <pre>const int **ipp; int *ip; const int i = 42; void example(void) { ipp = &ip; /* Constraint violation */ *ipp = &i; /* Valid */ *ip = 0; /* Modifies constant i (was 42) */ }</pre> <p>The following code example passes the check and will not give a warning about this issue:</p> <pre>int **ipp; int *ip; int i = 42; void example(void) { ipp = &ip; /* Valid */ *ipp = &i; /* Valid */ *ip = 0; /* Valid */ }</pre>

CERT-EXP40-C_b

Synopsis	Do not modify constant objects.
Enabled by default	Yes

Severity/Certainty	Low/Low 
Full description	If an attempt is made to modify an object defined with a const-qualified type through use of an lvalue with non-const-qualified type, the behavior is undefined.
Coding standards	CERT EXP40-C Do not modify constant values
Code examples	The following code example fails the check and will give a warning: <pre>void example(void) { char *str = "const"; str[0] = 'C'; }</pre> The following code example passes the check and will not give a warning about this issue: <pre>void example(void) { char str[] = "string"; str[0] = 'S'; }</pre>

CERT-EXP42-C

Synopsis	Do not compare padding data.
Enabled by default	Yes
Severity/Certainty	Medium/High 
Full description	Padding values are unspecified, attempting a byte-by-byte comparison between structures can lead to incorrect results.
Coding standards	CERT EXP42-C Do not compare padding data

Code examples

The following code example fails the check and will give a warning:

```
#include <string.h>

struct s {
    char c;
    int i;
    char buffer[13];
};

void compare(const struct s *left, const struct s *right) {
    if ((left && right) &&
        (0 == memcmp(left, right, sizeof(struct s)))) {
        /* ... */
    }
}
```

The following code example passes the check and will not give a warning about this issue:

```
#include <string.h>

struct s {
    char c;
    int i;
    char buffer[13];
};

void compare(const struct s *left, const struct s *right) {
    if ((left && right) &&
        (left->c == right->c) &&
        (left->i == right->i) &&
        (0 == memcmp(left->buffer, right->buffer, 13))) {
        /* ... */
    }
}
```

CERT-EXP43-C_a

Synopsis

Avoid undefined behavior when using restrict-qualified pointers.

Enabled by default

Yes

Severity/Certainty

Medium/Medium



Full description

The restrict qualifier requires that the pointers do not reference overlapping objects. If the objects referenced by arguments to functions overlap (meaning the objects share some common memory addresses), the behavior is undefined.

Coding standards

CERT EXP43-C

Avoid undefined behavior when using restrict-qualified pointers

Code examples

The following code example fails the check and will give a warning:

```
int *restrict a;
int *restrict b;

extern int c[];

int main(void) {
    c[0] = 17;
    c[1] = 18;
    a = &c[0];
    b = &c[1];
    a = b; /* Undefined behavior */
    /* ... */
}
```


The following code example passes the check and will not give a warning about this issue:

```
int *a;
int *b;

extern int c[];

int main(void) {
    c[0] = 17;
    c[1] = 18;
    a = &c[0];
    b = &c[1];
    a = b; /* Defined behavior */
    /* ... */
}
```

CERT-EXP43-C_b

Synopsis	Avoid undefined behavior when using restrict-qualified pointers.
Enabled by default	Yes
Severity/Certainty	Medium/Medium 
Full description	The restrict qualifier requires that the pointers do not reference overlapping objects. If the objects referenced by arguments to functions overlap (meaning the objects share some common memory addresses), the behavior is undefined.
Coding standards	CERT EXP43-C <p style="text-align: center;">Avoid undefined behavior when using restrict-qualified pointers</p>
Code examples	The following code example fails the check and will give a warning: <pre>#include <stddef.h> void f(size_t n, int *restrict p, const int *restrict q) { while (n-- > 0) { *p++ = *q++; } } void g(void) { extern int d[100]; /* ... */ f(50, d + 1, d); /* Undefined behavior */ }</pre> <p>The following code example passes the check and will not give a warning about this issue:</p>



```

#include <stddef.h>
void f(size_t n, int *restrict p, const int *restrict q) {
    while (n-- > 0) {
        *p++ = *q++;
    }
}

void g(void) {
    extern int d[100];
    extern int e[100];
    /* ... */
    f(50, d, e); /* Defined behavior */
}

```

CERT-EXP43-C_c

Synopsis	Avoid undefined behavior when using restrict-qualified pointers.
Enabled by default	Yes
Severity/Certainty	Medium/Medium 
Full description	The restrict qualifier requires that the pointers do not reference overlapping objects. If the objects referenced by arguments to functions overlap (meaning the objects share some common memory addresses), the behavior is undefined.
Coding standards	CERT EXP43-C <p style="text-align: center;">Avoid undefined behavior when using restrict-qualified pointers</p>
Code examples	The following code example fails the check and will give a warning: <pre> #include <stdio.h> void func(void) { int i; float x; char format[100] = "%s"; /* Undefined behavior */ int n = scanf(format, format + 2, &i, &x); /* ... */ } </pre>

The following code example passes the check and will not give a warning about this issue:

```
#include <stdio.h>

void func(void) {
    int i;
    float x;
    int n = scanf("%d%f", &i, &x); /* Defined behavior */
    /* ... */
}
```

CERT-EXP43-C_d

Synopsis

Avoid undefined behavior when using restrict-qualified pointers.

Enabled by default

Yes

Severity/Certainty

Medium/Medium



Full description

The restrict qualifier requires that the pointers do not reference overlapping objects. If the objects referenced by arguments to functions overlap (meaning the objects share some common memory addresses), the behavior is undefined.

Coding standards

CERT EXP43-C

Avoid undefined behavior when using restrict-qualified pointers

Code examples

The following code example fails the check and will give a warning:

```
void func(void) {
    int *restrict p1;
    int *restrict q1;

    int *restrict p2 = p1; /* Undefined behavior */
    int *restrict q2 = q1; /* Undefined behavior */
}
```


The following code example passes the check and will not give a warning about this issue:

```

void func(void) {
    int *restrict p1;
    int *restrict q1;
    { /* Added inner block */
        int *restrict p2 = p1; /* Valid, well-defined behavior */
        int *restrict q2 = q1; /* Valid, well-defined behavior */
    }
}

```

CERT-EXP44-C

Synopsis	Do not rely on side effects in operands to <code>sizeof</code> , <code>_Alignof</code> , or <code>_Generic</code> .
Enabled by default	Yes
Severity/Certainty	Low/Low 
Full description	Some operators do not evaluate their operands beyond the type information the operands provide. When using one of these operators, do not pass an operand that would otherwise yield a side effect since the side effect will not be generated. The <code>sizeof</code> operator yields the size (in bytes) of its operand, which may be an expression or the parenthesized name of a type. In most cases, the operand is not evaluated. The operand passed to <code>_Alignof</code> is never evaluated, despite not being an expression. The operand used in the controlling expression of a <code>_Generic</code> selection expression is never evaluated. Providing an expression that appears to produce side effects may be misleading to programmers.
Coding standards	CERT EXP44-C Do not rely on side effects in operands to <code>sizeof</code> , <code>_Alignof</code> , or <code>_Generic</code>
Code examples	The following code example fails the check and will give a warning: <pre> #include <stdio.h> void func(void) { int a = 14; int b = sizeof(a++); printf("%d, %d\n", a, b); } </pre>

The following code example passes the check and will not give a warning about this issue:

```
#include <stdio.h>

void func(void) {
    int a = 14;
    int b = sizeof(a);
    ++a;
    printf("%d, %d\n", a, b);
}
```

CERT-EXP45-C

Synopsis


Do not perform assignments in selection statements

Enabled by default

Yes

Severity/Certainty

Low/High



Full description

Do not perform assignments in selection statements

Coding standards

CERT EXP45-C

Do not perform assignments in selection statements

Code examples

The following code example fails the check and will give a warning:

```
void fun()
{
    int a;
    int b;
    if (a = b);
}
```

The following code example passes the check and will not give a warning about this issue:

```
void fun()
{
    int a;
    int b;
    if (a == b);
}
```

CERT-EXP46-C

Synopsis

Do not use a bitwise operator with a Boolean-like operand.

Enabled by default

Yes

Severity/Certainty

Low/High



Full description

Mixing bitwise and relational operators in the same full expression can be a sign of a logic error in the expression where a logical operator is usually the intended operator. Do not use the bitwise AND (&), bitwise OR (|), or bitwise XOR (^) operators with an operand of type `_Bool`, or the result of a relational-expression or equality-expression.

Coding standards

CERT EXP46-C

Do not use a bitwise operator with a Boolean-like operand

CWE 480

Use of Incorrect Operator

Code examples

The following code example fails the check and will give a warning:

```
unsigned int getuid();
unsigned int geteuid();
void example(void) {
    if (!(getuid() & geteuid() == 0)) {
        /* ... */
    }
}
```


The following code example passes the check and will not give a warning about this issue:

```

unsigned int getuid();
unsigned int geteuid();
void example(void) {
    if (!(getuid() && geteuid() == 0)) {
        /* ... */
    }
}

```

CERT-EXP47-C_a

Synopsis	Do not call <code>va_arg</code> with an argument of the incorrect type
Enabled by default	Yes
Severity/Certainty	Medium/High 
Full description	Ensure that an invocation of the <code>va_arg()</code> macro does not attempt to access an argument that was not passed to the variadic function. Further, the type passed to the <code>va_arg()</code> macro must match the type passed to the variadic function after default argument promotions have been applied.
Coding standards	CERT EXP47-C <p style="text-align: center;">Do not call <code>va_arg</code> with an argument of the incorrect type</p>
Code examples	The following code example fails the check and will give a warning:

```

#include <stdarg.h>
#include <stddef.h>

void func(size_t num_vargs, ...) {
    va_list ap;
    va_start(ap, num_vargs);
    if (num_vargs > 0) {
        unsigned char c = va_arg(ap, unsigned char);
        // ...
    }
    va_end(ap);
}

void f(void) {
    unsigned char c = 0x12;
    func(1, c);
}

```

The following code example passes the check and will not give a warning about this issue:

```

#include <stdarg.h>
#include <stddef.h>

void func(size_t num_vargs, ...) {
    va_list ap;
    va_start(ap, num_vargs);
    if (num_vargs > 0) {
        unsigned char c = (unsigned char) va_arg(ap, int);
        // ...
    }
    va_end(ap);
}

void f(void) {
    unsigned char c = 0x12;
    func(1, c);
}

```

CERT-EXP47-C_b

Synopsis

Do not call `va_arg` with an argument of the incorrect type

Enabled by default

Yes

Severity/Certainty

Medium/Medium



Full description

Ensure that an invocation of the `va_arg()` macro does not attempt to access an argument that was not passed to the variadic function. Further, the type passed to the `va_arg()` macro must match the type passed to the variadic function after default argument promotions have been applied.

Coding standards

This check does not correspond to any coding standard rules.

Code examples

The following code example fails the check and will give a warning:

```
#include <stdarg.h>

void func(const char *cp, ...) {
    va_list ap;
    va_start(ap, cp);
    int val = va_arg(ap, int);
    // ...
    va_end(ap);
}

void f(void) {
    func("The only argument");
}
```

The following code example passes the check and will not give a warning about this issue:


```


#include <stdarg.h>
#include <stddef.h>

void func(size_t num_vargs, const char *cp, ...) {
    va_list ap;
    va_start(ap, cp);
    if (num_vargs > 0) {
        int val = va_arg(ap, int);
        // ...
    }
    va_end(ap);
}

void f(void) {
    func(0, "The only argument");
}

```

CERT-FIO30-C

Synopsis	Exclude user input from format strings.
Enabled by default	Yes
Severity/Certainty	High/High 
Full description	Never call a formatted I/O function with a format string containing a tainted value. An attacker who can fully or partially control the contents of a format string can crash a vulnerable process, view the contents of the stack, view memory content, or write to an arbitrary memory location. Consequently, the attacker can execute arbitrary code with the permissions of the vulnerable process [Seacord 2013b]. This check is identical to SEC-STRING-format-string.
Coding standards	CERT FIO30-C Exclude user input from format strings
Code examples	The following code example fails the check and will give a warning:

```

#include <stdio.h>
#include <stdlib.h>
#include <string.h>

void incorrect_password(const char *user) {
    int ret;
    /* User names are restricted to 256 or fewer characters */
    static const char msg_format[] = "%s cannot be
authenticated.\n";
    size_t len = strlen(user) + sizeof(msg_format);
    char *msg = (char *)malloc(len);
    if (msg == NULL) {
        /* Handle error */
    }
    ret = snprintf(msg, len, msg_format, user);
    if (ret < 0) {
        /* Handle error */
    } else if (ret >= len) {
        /* Handle truncated output */
    }
    fprintf(stderr, msg);
    free(msg);
}

void example(void) {
    char passwd[256];
    gets(passwd); /* User input */
    incorrect_password(passwd);
}

```

The following code example passes the check and will not give a warning about this issue:

```


#include <stdio.h>
#include <stdlib.h>
#include <string.h>

void incorrect_password(const char *user) {
    int ret;
    /* User names are restricted to 256 or fewer characters */
    static const char msg_format[] = "%s cannot be
authenticated.\n";
    size_t len = strlen(user) + sizeof(msg_format);
    char *msg = (char *)malloc(len);
    if (msg == NULL) {
        /* Handle error */
    }
    ret = snprintf(msg, len, msg_format, user);
    if (ret < 0) {
        /* Handle error */
    } else if (ret >= len) {
        /* Handle truncated output */
    }
    fputs(msg, stderr);
    free(msg);
}

void example(void) {
    char passwd[256];
    gets(passwd); /* User input */
    incorrect_password(passwd);
}

```

CERT-FIO32-C

Synopsis	Do not perform operations on devices that are only appropriate for files
Enabled by default	Yes
Severity/Certainty	Medium/Low 
Full description	File names may be used to access special files, which are actually devices. Performing operations on device files that are intended for ordinary character or binary files can result in crashes and denial-of-service attacks. Device files in UNIX can be a security

risk when an attacker can access them in an unauthorized way. It is possible to lock certain applications by attempting to open devices rather than files.

Coding standards

CERT FIO32-C

Do not perform operations on devices that are only appropriate for files

Code examples

The following code example fails the check and will give a warning:

```
#include <stdio.h>

void func(const char *file_name) {
    FILE *file;
    if ((file = fopen(file_name, "wb")) == NULL) {
        /* Handle error */
    }

    /* Operate on the file */

    if (fclose(file) == EOF) {
        /* Handle error */
    }
}
```

The following code example passes the check and will not give a warning about this issue:

```

#include <sys/types.h>
#include <sys/stat.h>
#include <fcntl.h>
#include <unistd.h>

#ifdef O_NOFOLLOW
#define OPEN_FLAGS O_NOFOLLOW | O_NONBLOCK
#else
#define OPEN_FLAGS O_NONBLOCK
#endif

void func(const char *file_name) {
    struct stat orig_st;
    struct stat open_st;
    int fd;
    int flags;

    if ((lstat(file_name, &orig_st) != 0) ||
        (!S_ISREG(orig_st.st_mode))) {
        /* Handle error */
    }

    /* Race window */

    fd = open(file_name, OPEN_FLAGS | O_WRONLY);
    if (fd == -1) {
        /* Handle error */
    }

    if (fstat(fd, &open_st) != 0) {
        /* Handle error */
    }

    if ((orig_st.st_mode != open_st.st_mode) ||
        (orig_st.st_ino != open_st.st_ino) ||
        (orig_st.st_dev != open_st.st_dev)) {
        /* The file was tampered with */
    }

    /*
     * Optional: drop the O_NONBLOCK now that we are sure
     * this is a good file.
     */
    if ((flags = fcntl(fd, F_GETFL)) == -1) {
        /* Handle error */
    }
}

```

```


if (fcntl(fd, F_SETFL, flags & ~O_NONBLOCK) == -1) {
    /* Handle error */
}

/* Operate on the file */

if (close(fd) == -1) {
    /* Handle error */
}
}

```

CERT-FIO34-C

Synopsis	Distinguish between characters read from a file and EOF or WEOF.
Enabled by default	Yes
Severity/Certainty	High/Medium 
Full description	On an implementation where int and char have the same width, a character-reading function can read and return a valid character that has the same bit-pattern as EOF. Consequently, failing to use feof() and ferror() to detect end-of-file and file errors can result in incorrectly identifying the EOF character on rare implementations where sizeof(int) == sizeof(char).
Coding standards	CERT FIO34-C Use int to capture the return value of character IO functions
Code examples	The following code example fails the check and will give a warning:

```

#include <assert.h>
#include <limits.h>
#include <stdio.h>

void func(void) {
    char c;
    static_assert(UCHAR_MAX < UINT_MAX, "FIO34-C violation");

    do {
        c = getchar();
    } while (c != EOF);
}

```

The following code example passes the check and will not give a warning about this issue:

```


#include <assert.h>
#include <stdio.h>
#include <limits.h>

void func(void) {
    int c;
    static_assert(UCHAR_MAX < UINT_MAX, "FIO34-C violation");

    do {
        c = getchar();
    } while (c != EOF);
}

```

CERT-FIO37-C

Synopsis	A string returned by <code>fgets()</code> and <code>fgetsws()</code> might contain NULL characters.
Enabled by default	Yes
Severity/Certainty	High/High 
Full description	A string returned by <code>fgets()</code> and <code>fgetsws()</code> might contain NULL characters. If the length of this string is then used to access the buffer, it might result in an unexpected integer wrap around leading to an out-of-bounds memory write.
Coding standards	CERT FIO37-C

Do not assume that fgets() returns a nonempty string when successful

CWE 119

Improper Restriction of Operations within the Bounds of a Memory Buffer

CWE 241

Improper Handling of Unexpected Data Type

Code examples

The following code example fails the check and will give a warning:

```
#include <stdio.h>
#include <string.h>

enum { BUFFER_SIZE = 1024 };

void func(void) {
    char buf[BUFFER_SIZE];

    if (fgets(buf, sizeof(buf), stdin) == NULL) {
        /* Handle error */
    }
    buf[strlen(buf) - 1] = '\0';
}
```

The following code example passes the check and will not give a warning about this issue:


```
#include <stdio.h>
#include <string.h>

enum { BUFFER_SIZE = 1024 };

void func(void) {
    char buf[BUFFER_SIZE];
    char *p;


    if (fgets(buf, sizeof(buf), stdin)) {
        p = strchr(buf, '\n');
        if (p) {
            *p = '\0';
        }
    } else {
        /* Handle error */
    }
}
```


CERT-FIO38-C

Synopsis	A FILE object is copied.
Enabled by default	Yes
Severity/Certainty	Low/Medium 
Full description	A FILE object is copied. In some C implementations, the address of a FILE object might be used to identify a stream. Using a copy of FILE object might result in unexpected behavior or a crash.
Coding standards	CERT FIO38-C <p style="text-align: center;">Do not use a copy of a FILE object for input and output</p>
Code examples	The following code example fails the check and will give a warning: <pre>#include <stdio.h> void example(FILE file) { FILE my_file = file; }</pre> <p>The following code example passes the check and will not give a warning about this issue: <pre>#include <stdio.h> void example(FILE * file_ptr) { FILE * my_file_ptr = file_ptr; }</pre></p>

CERT-FIO39-C

Synopsis	Do not alternately input and output from a stream without an intervening flush or positioning call.
Enabled by default	Yes

Severity/Certainty	<p>Low/High</p> 
Full description	<p>Receiving input from a stream directly following an output to that stream, or outputting to a stream after receiving input from that stream, without an intervening call to <code>fflush()</code>, <code>fseek()</code>, <code>fsetpos()</code>, or <code>rewind()</code> if the file is not at end-of-file is undefined behaviour. Consequently, a call to <code>fseek()</code>, <code>fflush()</code>, or <code>fsetpos()</code> is necessary between input and output to the same stream.</p>
Coding standards	<p>CERT FIO39-C</p> <p style="padding-left: 40px;">Do not alternately input and output from a stream without an intervening flush or positioning call</p> <p>CWE 664</p> <p style="padding-left: 40px;">Improper Control of a Resource Through its Lifetime</p>
Code examples	<p>The following code example fails the check and will give a warning:</p>

```
#include <stdio.h>

enum { BUFFERSIZE = 32 };

extern void initialize_data(char *data, size_t size);

void func(const char *file_name) {
    char data[BUFFERSIZE];
    char append_data[BUFFERSIZE];
    FILE *file;

    file = fopen(file_name, "a+");
    if (file == NULL) {
        /* Handle error */
    }

    initialize_data(append_data, BUFFERSIZE);

    if (fwrite(append_data, 1, BUFFERSIZE, file) != BUFFERSIZE) {
        /* Handle error */
    }
    if (fread(data, 1, BUFFERSIZE, file) < BUFFERSIZE) {
        /* Handle there not being data */
    }

    if (fclose(file) == EOF) {
        /* Handle error */
    }
}
```

The following code example passes the check and will not give a warning about this issue:

```

#include <stdio.h>

enum { BUFFERSIZE = 32 };
extern void initialize_data(char *data, size_t size);

void func(const char *file_name) {
    char data[BUFFERSIZE];
    char append_data[BUFFERSIZE];
    FILE *file;

    file = fopen(file_name, "a+");
    if (file == NULL) {
        /* Handle error */
    }

    initialize_data(append_data, BUFFERSIZE);
    if (fwrite(append_data, BUFFERSIZE, 1, file) != BUFFERSIZE) {
        /* Handle error */
    }

    if (fseek(file, 0L, SEEK_SET) != 0) {
        /* Handle error */
    }

    if (fread(data, BUFFERSIZE, 1, file) != 0) {
        /* Handle there not being data */
    }

    if (fclose(file) == EOF) {
        /* Handle error */
    }
}

```

CERT-FIO40-C

Synopsis

Reset strings on fgets() or fgetws() failure.

Enabled by default

Yes

Severity/Certainty

Low/Medium



Full description If either of the C Standard `fgets()` or `fgetws()` functions fail, the contents of the array being written is indeterminate. (See undefined behavior 170.) It is necessary to reset the string to a known value to avoid errors on subsequent string manipulation functions.

Coding standards CERT FIO40-C
Reset strings on `fgets()` failure

Code examples The following code example fails the check and will give a warning:

```
#include <stdio.h>

enum { BUFFER_SIZE = 1024 };
void func(FILE *file) {
    char buf[BUFFER_SIZE];

    if (fgets(buf, sizeof(buf), file) == NULL) {
        /* Set error flag and continue */
    }
    char c = buf[0];
}
```

The following code example passes the check and will not give a warning about this issue:

```
#include <stdio.h>

enum { BUFFER_SIZE = 1024 };


void func(FILE *file) {
    char buf[BUFFER_SIZE];

    if (fgets(buf, sizeof(buf), file) == NULL) {
        /* Set error flag and continue */
        *buf = '\0';
    }
}
```

CERT-FIO41-C

Synopsis Do not call `getc()`, `putc()`, `getwc()`, or `putwc()` with a stream argument that has side effects.

Enabled by default Yes

Severity/Certainty	<p>Low/Low</p> 
Full description	<p>Do not invoke <code>getc()</code> or <code>putc()</code> or their wide-character analogues <code>getwc()</code> and <code>putwc()</code> with a stream argument that has side effects. The stream argument passed to these macros may be evaluated more than once if these functions are implemented as unsafe macros.</p>
Coding standards	<p>CERT FIO41-C</p> <p style="padding-left: 40px;">Do not call <code>getc()</code> or <code>putc()</code> with stream arguments that have side effects</p>
Code examples	<p>The following code example fails the check and will give a warning:</p> <pre>#include <stdio.h> void func(const char *file_name) { FILE *fptr; int c = getc(fptr = fopen(file_name, "r")); if (feof(stdin) ferror(stdin)) { /* Handle error */ } if (fclose(fptr) == EOF) { /* Handle error */ } }</pre> <p>The following code example passes the check and will not give a warning about this issue:</p>

```

#include <stdio.h>

void func(const char *file_name) {
    int c;
    FILE *fptr;


    fptr = fopen(file_name, "r");
    if (fptr == NULL) {
        /* Handle error */
    }

    c = getc(fptr);
    if (c == EOF) {
        /* Handle error */
    }

    if (fclose(fptr) == EOF) {
        /* Handle error */
    }
}

```

CERT-FIO42-C_a

Synopsis	Close files when they are no longer needed.
Enabled by default	Yes
Severity/Certainty	Medium/Low 
Full description	A call to the fopen() or freopen() function must be matched with a call to fclose() before the lifetime of the last pointer that stores the return value of the call has ended or before normal program termination, whichever occurs first. This check is identical to MISRAC2012-Dir-4.13_c, MISRAC2012-Rule-22.1_b, RESOURCE-file-no-close-all, SEC-FILEOP-open-no-close.
Coding standards	CERT FIO42-C <p style="text-align: center;">Ensure files are properly closed when they are no longer needed</p> MISRA C:2012 Dir-4.13

(Advisory) Functions which are designed to provide operations on a resource should be called in an appropriate sequence

MISRA C:2012 Rule-22.1

(Required) All resources obtained dynamically by means of Standard Library functions shall be explicitly released

Code examples

The following code example fails the check and will give a warning:

```
#include <stdio.h>

int func(const char *filename) {
    FILE *f = fopen(filename, "r");
    if (NULL == f) {
        return -1;
    }
    /* ... */
    return 0;
}
```

The following code example passes the check and will not give a warning about this issue:

```
#include <stdio.h>

int func(const char *filename) {
    FILE *f = fopen(filename, "r");
    if (NULL == f) {
        return -1;
    }
    /* ... */
    if (fclose(f) == EOF) {
        return -1;
    }
    return 0;
}
```

CERT-FIO42-C_b

Synopsis

Close files when they are no longer needed.

Enabled by default

No

Severity/Certainty

Medium/Low



Full description

A call to the `fopen()` or `freopen()` function must be matched with a call to `fclose()` before the lifetime of the last pointer that stores the return value of the call has ended or before normal program termination, whichever occurs first.

Coding standards

CERT FIO42-C

Ensure files are properly closed when they are no longer needed

Code examples

The following code example fails the check and will give a warning:

```
#define O_RDONLY 00000000
#define S_IRUSR 0000400


int func(const char *filename) {
    int fd = open("a.txt", O_RDONLY, S_IRUSR);
    if (-1 == fd) {
        return -1;
    }
    /* ... */
    return 0;
}
```

The following code example passes the check and will not give a warning about this issue:

```
#define O_RDONLY 00000000
#define S_IRUSR 0000400

int func(const char *filename) {
    int fd = open("a.txt", O_RDONLY, S_IRUSR);
    if (-1 == fd) {
        return -1;
    }
    /* ... */
    if (-1 == close(fd)) {
        return -1;
    }
    return 0;
}
```

CERT-FIO44-C

Synopsis	Only use values for fsetpos() that are returned from fgetpos().
Enabled by default	Yes
Severity/Certainty	Medium/Low 
Full description	Invoking the fsetpos() function with any other values for pos is undefined behavior.
Coding standards	CERT FIO44-C <p>Only use values for fsetpos() that are returned from fgetpos()</p>
Code examples	The following code example fails the check and will give a warning: <pre>#include <stdio.h> #include <string.h> int opener(FILE *file) { int rc; fpos_t offset; memset(&offset, 0, sizeof(offset)); if (file == NULL) { return -1; } /* Read in data from file */ rc = fsetpos(file, &offset); if (rc != 0) { return rc; } return 0; }</pre> <p>The following code example passes the check and will not give a warning about this issue:</p>

```

#include <stdio.h>
#include <string.h>

int opener(FILE *file) {
    int rc;
    fpos_t offset;

    if (file == NULL) {
        return -1;
    }

    rc = fgetpos(file, &offset);
    if (rc != 0 ) {
        return rc;
    }

    /* Read in data from file */

    rc = fsetpos(file, &offset);
    if (rc != 0 ) {
        return rc;
    }

    return 0;
}

```

CERT-FIO45-C

Synopsis

Avoid TOCTOU race conditions while accessing files.

Enabled by default

Yes

Severity/Certainty

High/Medium



Full description

A TOCTOU (time-of-check, time-of-use) race condition is possible when two or more concurrent processes are operating on a shared file system. A program that performs two or more file operations on a single file name or path name creates a race window between the two file operations. This race window comes from the assumption that the file name or path name refers to the same resource both times. If an attacker can modify the file, remove it, or replace it with a different file, then this assumption will not hold.

Coding standards

CERT FIO45-C

Avoid TOCTOU race conditions while accessing files

Code examples

The following code example fails the check and will give a warning:

```
#include <stdio.h>

void open_some_file(const char *file) {
    FILE *f = fopen(file, "r");
    if (NULL != f) {
        return;
    } else {
        if (fclose(f) == EOF) {
            /* Handle error */
        }
        f = fopen(file, "w");
        if (NULL == f) {
            return;
        }

        /* Write to file */
        if (fclose(f) == EOF) {
            /* Handle error */
        }
    }
}
```

The following code example passes the check and will not give a warning about this issue:

```
#include <stdio.h>

void open_some_file(const char *file) {
    FILE *f = fopen(file, "wx");
    if (NULL == f) {
        /* Handle error */
    }
    /* Write to file */
    if (fclose(f) == EOF) {
        /* Handle error */
    }
}
```


CERT-FIO46-C_a

Synopsis

Do not access a closed file.

Enabled by default	Yes
Severity/Certainty	Medium/Low 
Full description	Using the value of a pointer to a FILE object after the associated file is closed is undefined behavior. Programs that close the standard streams (especially stdout but also stderr and stdin) must be careful not to use these streams in subsequent function calls, particularly those that implicitly operate on them (such as printf(), perror(), and getc()).
Coding standards	CERT FIO46-C Do not access a closed file
Code examples	The following code example fails the check and will give a warning: <pre>#include <stdio.h> int close_stdout(void) { if (fclose(stdout) == EOF) { return -1; } printf("stdout successfully closed.\n"); return 0; }</pre> The following code example passes the check and will not give a warning about this issue: <pre>#include <stdio.h> int close_stdout(void) { if (fclose(stdout) == EOF) { return -1; } fputs("stdout successfully closed.", stderr); return 0; }</pre>

CERT-FIO46-C_b

Synopsis	Do not access a closed file.
Enabled by default	Yes
Severity/Certainty	Medium/Low 
Full description	Using the value of a pointer to a FILE object after the associated file is closed is undefined behavior. This check is identical to RESOURCE-file-use-after-close, SEC-FILEOP-use-after-close, MISRAC2012-Dir-4.13_f, CERT-FIO46-C_b.
Coding standards	CERT FIO46-C <p style="text-align: center;">Do not access a closed file</p> MISRA C:2012 Dir-4.13 <p style="text-align: center;">(Advisory) Functions which are designed to provide operations on a resource should be called in an appropriate sequence</p>
Code examples	The following code example fails the check and will give a warning: <pre>#include <stdio.h> void example(void) { FILE *f1; f1 = fopen("test_file", "w"); fclose(f1); fprintf(f1, "Hello, World!\n"); } </pre> <p>The following code example passes the check and will not give a warning about this issue:</p> <pre>#include <stdio.h> void example(void) { FILE *f1; f1 = fopen("test_file", "w"); fprintf(f1, "Hello, World!\n"); fclose(f1); } </pre>

CERT-FIO46-C_c

Synopsis Do not access a closed file.

Enabled by default Yes

Severity/Certainty Medium/Low



Full description Using the value of a pointer to a FILE object after the associated file is closed is undefined behavior. This check is identical to RESOURCE-double-close.

Coding standards CERT FIO46-C
Do not access a closed file

Code examples The following code example fails the check and will give a warning:

```
#include <stdio.h>

void example(void) {
    FILE *f1;
    f1 = fopen("test_file", "w");
    fclose(f1);
    fclose(f1);
}
```

The following code example passes the check and will not give a warning about this issue:


```
#include <stdio.h>

void example(void) {
    FILE *f1;
    f1 = fopen("test_file", "w");
    fclose(f1);
}
```


CERT-FIO47-C_a

Synopsis Use valid format strings.

Enabled by default Yes

Severity/Certainty	High/Low 
Full description	The formatted output functions (fprintf()) and related functions) convert, format, and print their arguments under control of a format string. The C standard outlines what format specifiers are valid in a format string. This check will find cases where a format string specifier is of an invalid form.
Coding standards	CERT FIO47-C Use valid format strings
Code examples	The following code example fails the check and will give a warning: <pre>#include <stdio.h> void example(int i) { // Invalid length and type specifier printf("%Ld", i); }</pre> <p>The following code example passes the check and will not give a warning about this issue:</p> <pre>#include <stdio.h> void example(int i) { printf("%hd", i); }</pre>

CERT-FIO47-C_b

Synopsis	Use valid format strings.
Enabled by default	Yes
Severity/Certainty	High/Low 

Full description The formatted output functions (fprintf() and related functions) convert, format, and print their arguments under control of a format string. The C standard outlines what format specifiers are valid in a format string. This check will find cases where the types of the arguments to a format string function do not match the format string specifiers.

Coding standards CERT FIO47-C
Use valid format strings

Code examples The following code example fails the check and will give a warning:

```
#include <stdio.h>

void func(void) {
    const char *error_msg = "Resource not available to user.";
    int error_type = 3;
    /* ... */
    printf("Error (type %s): %d\n", error_type, error_msg);
    /* ... */
}
```

The following code example passes the check and will not give a warning about this issue:

```
#include <stdio.h>

void func(void) {
    const char *error_msg = "Resource not available to user.";
    int error_type = 3;
    /* ... */
    printf("Error (type %d): %s\n", error_type, error_msg);

    /* ... */
}
```

CERT-FIO47-C_c

Synopsis Use valid format strings.

Enabled by default Yes

Severity/Certainty High/Low



Full description The formatted output functions (fprintf() and related functions) convert, format, and print their arguments under control of a format string. The C standard outlines what format specifiers are valid in a format string. This check will find cases where the number of arguments to a format string function is invalid.

Coding standards CERT FIO47-C
Use valid format strings

Code examples The following code example fails the check and will give a warning:

```
#include <stdio.h>

void example(int a) {
    printf("%*d", a);
}
```

The following code example passes the check and will not give a warning about this issue:

```
#include <stdio.h>

void example(int a) {
    printf("%*d", 5, a);
}
```

CERT-FLP30-C_a

Synopsis Do not use floating-point variables as loop counters

Enabled by default Yes

Severity/Certainty Low/Medium



Full description Because floating-point numbers represent real numbers, it is often mistakenly assumed that they can represent any simple fraction exactly. Floating-point numbers are subject to representational limitations just as integers are, and binary floating-point numbers cannot represent all real numbers exactly, even if they can be represented in a small number of decimal digits. This check is identical to MISRAC2012-Rule-14.1_a, MISRAC++2008-6-5-1_a.

Coding standards

CERT FLP30-C

Do not use floating point variables as loop counters

MISRA C:2012 Rule-14.1

(Required) A loop counter shall not have essentially floating type

MISRA C++ 2008 6-5-1

(Required) A for loop shall contain a single loop-counter which shall not have floating type.

Code examples

The following code example fails the check and will give a warning:

```
void func(void) {
    for (float x = 0.1f; x <= 1.0f; x += 0.1f) {
        /* Loop may iterate 9 or 10 times */
    }
}
```

The following code example passes the check and will not give a warning about this issue:

```
#include <stddef.h>

void func(void) {
    for (size_t count = 1; count <= 10; ++count) {
        float x = count / 10.0f;
        /* Loop iterates exactly 10 times */
    }
}
```

CERT-FLP30-C_b

Synopsis

Do not use floating-point variables as loop counters

Enabled by default

Yes

Severity/Certainty

Low/Medium



Full description

Because floating-point numbers represent real numbers, it is often mistakenly assumed that they can represent any simple fraction exactly. Floating-point numbers are subject to representational limitations just as integers are, and binary floating-point numbers

cannot represent all real numbers exactly, even if they can be represented in a small number of decimal digits. This check is identical to MISRAC2012-Rule-14.1_b.

Coding standards

CERT FLP30-C

Do not use floating point variables as loop counters

MISRA C:2012 Rule-14.1

(Required) A loop counter shall not have essentially floating type

Code examples

The following code example fails the check and will give a warning:

```
void func(void) {
    for (float x = 0.1f; x <= 1.0f; x += 0.1f) {
        /* Loop may iterate 9 or 10 times */
    }
}
```

The following code example passes the check and will not give a warning about this issue:

```
#include <stddef.h>

void func(void) {
    for (size_t count = 1; count <= 10; ++count) {
        float x = count / 10.0f;
        /* Loop iterates exactly 10 times */
    }
}
```

CERT-FLP32-C_a

Synopsis

Prevent or detect domain and range errors in math functions.

Enabled by default

Yes

Severity/Certainty

Medium/Medium



Full description

Programmers can prevent domain and pole errors by carefully bounds-checking the arguments before calling mathematical functions and taking alternative action if the bounds are violated.

Coding standards CERT FLP32-C
Prevent or detect domain and range errors in math functions

Code examples The following code example fails the check and will give a warning:

```
void example(void) {}
```

The following code example passes the check and will not give a warning about this issue:

```
void example(void) {}
```

CERT-FLP32-C_b

Synopsis Prevent or detect domain and range errors in math functions.

Enabled by default Yes

Severity/Certainty Medium/Medium



Full description Range errors usually cannot be prevented because they are dependent on the implementation of floating-point numbers as well as on the function being applied. Instead of preventing range errors, programmers should attempt to detect them and take alternative action if a range error occurs.

Coding standards CERT FLP32-C
Prevent or detect domain and range errors in math functions

Code examples The following code example fails the check and will give a warning:

```
#include <math.h>

void example(double x) {
    double result;
    result = sinh(x);
}
```

The following code example passes the check and will not give a warning about this issue:

```

#include <math.h>
#include <fenv.h>
#include <errno.h>


void example(double x) {
    double result;
    {
        if (math_errhandling & MATH_ERREXCEPT) {
            feclearexcept(FE_ALL_EXCEPT);
        }
        errno = 0;

        result = sinh(x);

        if ((math_errhandling & MATH_ERRNO) && errno != 0) {
            return;
        } else if ((math_errhandling & MATH_ERREXCEPT) &&
            fetestexcept(FE_INVALID | FE_DIVBYZERO |
                FE_OVERFLOW | FE_UNDERFLOW) != 0) {
            return;
        }
    }
}

```

CERT-FLP34-C

Synopsis	Ensure that floating-point conversions are within range of the new type
Enabled by default	Yes
Severity/Certainty	Low/Low 
Full description	If a floating-point value is to be converted to a floating-point value of a smaller range and precision or to an integer type, or if an integer type is to be converted to a floating-point type, the value must be representable in the destination type.
Coding standards	CERT FLP34-C <p style="margin-left: 40px;">Ensure that floating point conversions are within range of the new type</p>
Code examples	The following code example fails the check and will give a warning:

```

void func(float f_a) {
    int i_a;
    /* Undefined if the integral part of f_a cannot be represented.
    */
    i_a = f_a;
}

```

The following code example passes the check and will not give a warning about this issue:

```

#include <float.h>
#include <limits.h>
#include <math.h>
#include <stddef.h>
#include <stdint.h>


extern size_t popcount(uintmax_t); /* See INT35-C */
#define PRECISION(umax_value) popcount(umax_value)

void func(float f_a) {
    int i_a;

    if (isnan(f_a) ||
        PRECISION(INT_MAX) < log2f(fabsf(f_a)) ||
        (f_a != 0.0F && fabsf(f_a) < FLT_MIN)) {
        /* Handle error */
    } else {
        i_a = f_a;
    }
}

```

CERT-FLP36-C

Synopsis	Preserve precision when converting integral values to floating-point type.
Enabled by default	Yes
Severity/Certainty	Low/Low
	
Full description	Narrower arithmetic types can be cast to wider types without any effect on the magnitude of numeric values. However, whereas integer types represent exact values, floating-point types have limited precision. Conversion from integral types to

floating-point types without sufficient precision can lead to loss of precision (loss of least significant bits).

Coding standards

CERT FLP36-C

Beware of precision loss when converting integral types to floating point

Code examples

The following code example fails the check and will give a warning:

```
#include <stdio.h>

int main(void) {
    long int big = 1234567890L;
    float approx = big;
    printf("%ld\n", (big - (long int)approx));
    return 0;
}
```

The following code example passes the check and will not give a warning about this issue:

```
#include <assert.h>
#include <float.h>
#include <limits.h>
#include <math.h>
#include <stdint.h>
#include <stdio.h>

extern size_t popcount(uintmax_t); /* See INT35-C */
#define PRECISION(umax_value) popcount(umax_value)

int main(void) {
    assert(PRECISION(LONG_MAX) <= DBL_MANT_DIG *
log2(FLT_RADIX));
    long int big = 1234567890L;
    double approx = big;
    printf("%ld\n", (big - (long int)approx));
    return 0;
}
```

CERT-FLP37-C

Synopsis

Do not use object representations to compare floating-point values.

Enabled by default

Yes

Severity/Certainty

Low/Low



Full description

Do not compare floating-point object representations directly, such as by calling `memcmp()` or its moral equivalents. Instead, the equality operators (`==` and `!=`) should be used to determine if two floating-point values are equivalent.

Coding standards

CERT FLP37-C

Cast the return value of a function that returns a floating point type

Code examples

The following code example fails the check and will give a warning:

```
#include <stdbool.h>
#include <string.h>

struct S {
    int i;
    float f;
};

bool are_equal(const struct S *s1, const struct S *s2) {
    if (!s1 && !s2)
        return true;
    else if (!s1 || !s2)
        return false;
    return 0 == memcmp(s1, s2, sizeof(struct S));
}
```

The following code example passes the check and will not give a warning about this issue:

```
#include <stdbool.h>
#include <string.h>

struct S {
    int i;
    float f;
};

bool are_equal(const struct S *s1, const struct S *s2) {
    if (!s1 && !s2)
        return true;
    else if (!s1 || !s2)
        return false;
    return s1->i == s2->i &&
        s1->f == s2->f;
}
```

CERT-INT30-C_a

Synopsis

Ensure that unsigned integer operations do not wrap.

Enabled by default

Yes

Severity/Certainty

High/High



Full description

Unsigned integer operations can wrap if the resulting value cannot be represented by the underlying representation of the integer. Integer values must not be allowed to wrap. This check warns if they are used in any of the following ways: integer operands of any pointer arithmetic, including array indexing; the assignment expression for the declaration of a variable length array; the postfix expression preceding square brackets [] or the expression in square brackets [] of a subscripted designation of an element of an array object; function arguments of type `size_t` or `rsize_t`.

Coding standards

CERT INT30-C

Ensure that unsigned integer operations do not wrap

Code examples

The following code example fails the check and will give a warning:

```
#include<stdlib.h>
void example(unsigned int a, unsigned int b) {
    void * p = malloc(a + b);
}
```

The following code example passes the check and will not give a warning about this issue:

```
#include <limits.h>
void example(unsigned int a, unsigned int b) {
    unsigned int usum;
    if (UINT_MAX - a < b) {
        /* Handle error */
    } else {
        usum = a + b;
    }
}

void post_check(unsigned int a, unsigned int b) {
    unsigned int usum = a + b;
    if (usum < a) {
        /* Handle error */
    }
}

void non_critical(unsigned int a, unsigned int b) {
    // CERT-INT30-C_b warns on this though.
    unsigned int usum = a + b;
}
```

CERT-INT30-C_b

Synopsis

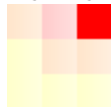
Ensure that unsigned integer operations do not wrap.

Enabled by default

No

Severity/Certainty

High/High




Full description

Unsigned integer operations can wrap if the resulting value cannot be represented by the underlying representation of the integer. Integer values must not be allowed to wrap. This check warns on other wrapping cases except the ones already covered by CERT-INT30-C_a.

Coding standards	CERT INT30-C Ensure that unsigned integer operations do not wrap
Code examples	<p>The following code example fails the check and will give a warning:</p> <pre>void example(unsigned int a, unsigned int b) { unsigned int usum = a + b; }</pre> <p>The following code example passes the check and will not give a warning about this issue:</p> <pre>#include <limits.h> void example(unsigned int a, unsigned int b) { unsigned int usum; if (UINT_MAX - a < b) { /* Handle error */ } else { usum = a + b; } }</pre>

CERT-INT31-C_a

Synopsis	Ensure that integer conversions do not result in lost or misinterpreted data.
Enabled by default	Yes
Severity/Certainty	High/Medium 
Full description	Integer conversions, both implicit and explicit (using a cast), must be guaranteed not to result in lost or misinterpreted data. This is particularly true for integer values that originate from untrusted sources and are used in pointer arithmetic, variable length array declaration, array subscription, and library function arguments that are of unsigned char types or represent sizes. This check is identical to ATH-overflow-cast.
Coding standards	CERT INT31-C Ensure that integer conversions do not result in lost or misinterpreted data CWE 192

Integer Coercion Error

CWE 194

Unexpected Sign Extension

CWE 195

Signed to Unsigned Conversion Error

CWE 197

Numeric Truncation Error

CWE 681

Incorrect Conversion between Numeric Types

CWE 704

Incorrect Type Conversion or Cast

Code examples

The following code example fails the check and will give a warning:

```
#include <limits.h>


void example(void) {
    unsigned long int u_a = ULONG_MAX;
    signed char sc;
    sc = (signed char)u_a; /* Cast eliminates warning */
    /* ... */
}
```

The following code example passes the check and will not give a warning about this issue:

```
#include <limits.h>

void example(void) {
    unsigned long int u_a = ULONG_MAX;
    signed char sc;
    if (u_a <= SCHAR_MAX) {
        sc = (signed char)u_a; /* Cast eliminates warning */
    } else {
        /* Handle error */
    }
}
```

CERT-INT31-C_b

Synopsis	Ensure that integer conversions do not result in lost or misinterpreted data.
Enabled by default	Yes
Severity/Certainty	High/Medium 
Full description	Integer conversions, both implicit and explicit (using a cast), must be guaranteed not to result in lost or misinterpreted data. This is particularly true for integer values that originate from untrusted sources and are used in pointer arithmetic, variable length array declaration, array subscription, and library function arguments that are of unsigned char types or represent sizes.
Coding standards	CERT INT31-C <p style="margin-left: 40px;">Ensure that integer conversions do not result in lost or misinterpreted data</p> <p>CWE 192 Integer Coercion Error</p> <p>CWE 194 Unexpected Sign Extension</p> <p>CWE 195 Signed to Unsigned Conversion Error</p> <p>CWE 197 Numeric Truncation Error</p> <p>CWE 681 Incorrect Conversion between Numeric Types</p> <p>CWE 704 Incorrect Type Conversion or Cast</p>
Code examples	The following code example fails the check and will give a warning:

```
#include <time.h>


void func(void) {
    time_t now = time(NULL);
    if (now != -1) {
        /* Continue processing */
    }
}
```

The following code example passes the check and will not give a warning about this issue:

```
#include <time.h>

void func(void) {
    time_t now = time(NULL);
    if (now != (time_t)-1) {
        /* Continue processing */
    }
}
```

CERT-INT31-C_c

Synopsis	Ensure that integer conversions do not result in lost or misinterpreted data.
Enabled by default	Yes
Severity/Certainty	High/Medium 
Full description	Integer conversions, both implicit and explicit (using a cast), must be guaranteed not to result in lost or misinterpreted data. This is particularly true for integer values that originate from untrusted sources and are used in pointer arithmetic, variable length array declaration, array subscription, and library function arguments that are of unsigned char types or represent sizes.
Coding standards	CERT INT31-C <p style="text-align: center;">Ensure that integer conversions do not result in lost or misinterpreted data</p> CWE 192 <p style="text-align: center;">Integer Coercion Error</p>

CWE 194

Unexpected Sign Extension

CWE 195

Signed to Unsigned Conversion Error

CWE 197

Numeric Truncation Error

CWE 681

Incorrect Conversion between Numeric Types

CWE 704

Incorrect Type Conversion or Cast

Code examples

The following code example fails the check and will give a warning:

```
#include <string.h>
#include <stddef.h>

int *init_memory(int *array, size_t n) {
    return memset(array, 4096, n);
}
```

The following code example passes the check and will not give a warning about this issue:

```
#include <string.h>
#include <stddef.h>

int *init_memory(int *array, size_t n) {
    return memset(array, 0, n);
}
```

CERT-INT32-C_a

Synopsis


Ensure that operations on signed integers do not result in overflow.

Enabled by default

Yes

Severity/Certainty

High/High




Full description	<p>Integer operations will overflow if the resulting value cannot be represented by the underlying representation of the integer. Signed integer overflow is undefined behavior. It is important to ensure that operations on signed integers do not result in overflow. This check warns if they are used in any of the following ways: integer operands of any pointer arithmetic, including array indexing; the assignment expression for the declaration of a variable length array; the postfix expression preceding square brackets [] or the expression in square brackets [] of a subscripted designation of an element of an array object; function arguments of type <code>size_t</code> or <code>rsize_t</code>.</p>
Coding standards	<p>CERT INT32-C</p> <p>Ensure that operations on signed integers do not result in overflow</p> <p>CWE 190</p> <p>Integer Overflow or Wraparound</p> <p>CWE 191</p> <p>Integer Underflow (Wrap or Wraparound)</p> <p>CWE 680</p> <p>Integer Overflow to Buffer Overflow</p>
Code examples	<p>The following code example fails the check and will give a warning:</p> <pre data-bbox="506 920 1078 1024"> void func(signed int si_a, signed int si_b) { int arr[10]; arr[si_a + si_b] = 1; } </pre> <p>The following code example passes the check and will not give a warning about this issue:</p>

```
#include <limits.h>

void f(signed int si_a, signed int si_b) {
    signed int sum;
    if (((si_b > 0) && (si_a > (INT_MAX - si_b))) ||
        ((si_b < 0) && (si_a < (INT_MIN - si_b)))) {
        /* Handle error */
    } else {
        sum = si_a + si_b;
    }
    /* ... */
}

void non_critical(signed int si_a, signed int si_b) {
    // This will trigger CERT-INT32-C_b.
    signed int sum = si_a + si_b;
}
```

CERT-INT32-C_b

Synopsis	Ensure that operations on signed integers do not result in overflow.
Enabled by default	No
Severity/Certainty	High/High 
Full description	Integer operations will overflow if the resulting value cannot be represented by the underlying representation of the integer. Signed integer overflow is undefined behavior. It is important to ensure that operations on signed integers do not result in overflow. This check warns on other wrapping cases except the ones already covered by CERT-INT32-C_a.
Coding standards	CERT INT32-C Ensure that operations on signed integers do not result in overflow CWE 190 Integer Overflow or Wraparound CWE 191 Integer Underflow (Wrap or Wraparound)

CWE 680

Integer Overflow to Buffer Overflow

Code examples

The following code example fails the check and will give a warning:

```
void func(signed int si_a, signed int si_b) {
    signed int sum = si_a + si_b;
    /* ... */
}
```

The following code example passes the check and will not give a warning about this issue:

```
#include <limits.h>

void f(signed int si_a, signed int si_b) {
    signed int sum;
    if (((si_b > 0) && (si_a > (INT_MAX - si_b))) ||
        ((si_b < 0) && (si_a < (INT_MIN - si_b)))) {
        /* Handle error */
    } else {
        sum = si_a + si_b;
    }
    /* ... */
}
```

CERT-INT33-C_a

Synopsis

Ensure that division and remainder operations do not result in divide-by-zero errors.

Enabled by default

Yes

Severity/Certainty

Low/High



Full description

The result of the / operator is the quotient from the division of the first arithmetic operand by the second arithmetic operand. Division operations are susceptible to divide-by-zero errors. Overflow can also occur during two's complement signed integer division when the dividend is equal to the minimum (most negative) value for the signed integer type and the divisor is equal to -1. This check is identical to ATH-div-0-assign, MISRAC2004-1.2_d, MISRAC2012-Rule-1.3_b.

Coding standards

CERT INT33-C

Ensure that division and modulo operations do not result in divide-by-zero errors

MISRA C:2004 1.2

(Required) No reliance shall be placed on undefined or unspecified behavior.

MISRA C:2012 Rule-1.3

(Required) There shall be no occurrence of undefined or critical unspecified behaviour

Code examples

The following code example fails the check and will give a warning:

```
int foo(void)
{
    int a = 20, b = 0, c;

    c = a / b;    /* Divide by zero */

    return c;
}
```

The following code example passes the check and will not give a warning about this issue:

```
int foo(void)
{
    int a = 20, b = 5, c;

    c = a / b; /* b is not 0 */

    return c;
}
```

CERT-INT33-C_b

Synopsis

Ensure that division and remainder operations do not result in divide-by-zero errors.

Enabled by default

Yes


Severity/Certainty

Low/High



Full description	<p>The result of the / operator is the quotient from the division of the first arithmetic operand by the second arithmetic operand. Division operations are susceptible to divide-by-zero errors. Overflow can also occur during two's complement signed integer division when the dividend is equal to the minimum (most negative) value for the signed integer type and the divisor is equal to -1. This check is identical to ATH-div-0-cmp-aft, MISRAC2004-1.2_e, MISRAC2012-Rule-1.3_c, SEC-DIV-0-compare-after.</p>
Coding standards	<p>CERT INT33-C</p> <p style="padding-left: 40px;">Ensure that division and modulo operations do not result in divide-by-zero errors</p> <p>MISRA C:2004 1.2</p> <p style="padding-left: 40px;">(Required) No reliance shall be placed on undefined or unspecified behavior.</p> <p>MISRA C:2012 Rule-1.3</p> <p style="padding-left: 40px;">(Required) There shall be no occurrence of undefined or critical unspecified behaviour</p>
Code examples	<p>The following code example fails the check and will give a warning:</p> <pre>#include <stdlib.h> int foo(void) { int a = 20; int p = rand(); if (p == 0) /* p is 0 */ a = 34 / p; return a; }</pre> <p>The following code example passes the check and will not give a warning about this issue:</p> <pre>#include <stdlib.h> int foo(void) { int a = 20; int p = rand(); if (p != 0) /* p is not 0 */ a = 34 / p; return a; }</pre>

CERT-INT33-C_c


Synopsis	Ensure that division and remainder operations do not result in divide-by-zero errors.
Enabled by default	Yes
Severity/Certainty	Low/High 
Full description	<p>The result of the / operator is the quotient from the division of the first arithmetic operand by the second arithmetic operand. Division operations are susceptible to divide-by-zero errors. Overflow can also occur during two's complement signed integer division when the dividend is equal to the minimum (most negative) value for the signed integer type and the divisor is equal to -1. This check is identical to ATH-div-0-cmp-bef, MISRAC2004-1.2_f, MISRAC2012-Rule-1.3_d, SEC-DIV-0-compare-before.</p>
Coding standards	<p>CERT INT33-C</p> <p style="padding-left: 40px;">Ensure that division and modulo operations do not result in divide-by-zero errors</p> <p>MISRA C:2004 1.2</p> <p style="padding-left: 40px;">(Required) No reliance shall be placed on undefined or unspecified behavior.</p> <p>MISRA C:2012 Rule-1.3</p> <p style="padding-left: 40px;">(Required) There shall be no occurrence of undefined or critical unspecified behaviour</p>
Code examples	<p>The following code example fails the check and will give a warning:</p> <pre>int foo(int p) { int a = 20, b = 1; b = a / p; if (p == 0) // Checking the value of 'p' too late. return 0; return b; }</pre> <p>The following code example passes the check and will not give a warning about this issue:</p>

```

int foo(int p)
{
    int a = 20, b;
    if (p == 0)
        return 0;
    b = a / p;    /* Here 'p' is non-zero. */
    return b;
}

```

CERT-INT33-C_d


Synopsis	Ensure that division and remainder operations do not result in divide-by-zero errors.
Enabled by default	Yes
Severity/Certainty	Low/High 
Full description	The result of the / operator is the quotient from the division of the first arithmetic operand by the second arithmetic operand. Division operations are susceptible to divide-by-zero errors. Overflow can also occur during two's complement signed integer division when the dividend is equal to the minimum (most negative) value for the signed integer type and the divisor is equal to -1. This check is identical to ATH-div-0-interval, MISRAC2004-1.2_g, MISRAC2012-Rule-1.3_e.
Coding standards	CERT INT33-C <p>Ensure that division and modulo operations do not result in divide-by-zero errors</p> <p>MISRA C:2004 1.2 (Required) No reliance shall be placed on undefined or unspecified behavior.</p> <p>MISRA C:2012 Rule-1.3 (Required) There shall be no occurrence of undefined or critical unspecified behaviour</p>
Code examples	The following code example fails the check and will give a warning:

```
int foo(void)
{
    int a = 1;
    a--;
    return 5 / a; /* a is 0 */
}
```

The following code example passes the check and will not give a warning about this issue:

```
int foo(void)
{
    int a = 2;
    a--;
    return 5 / a; /* OK - a is 1 */
}
```

CERT-INT33-C_e

Synopsis	Ensure that division and remainder operations do not result in divide-by-zero errors.
Enabled by default	Yes
Severity/Certainty	Low/High 
Full description	The result of the / operator is the quotient from the division of the first arithmetic operand by the second arithmetic operand. Division operations are susceptible to divide-by-zero errors. Overflow can also occur during two's complement signed integer division when the dividend is equal to the minimum (most negative) value for the signed integer type and the divisor is equal to -1. This check is identical to ATH-div-0-pos, MISRAC2004-1.2_h, MISRAC2012-Rule-1.3_f.
Coding standards	CERT INT33-C <p style="margin-left: 40px;">Ensure that division and modulo operations do not result in divide-by-zero errors</p> MISRA C:2004 1.2 <p style="margin-left: 40px;">(Required) No reliance shall be placed on undefined or unspecified behavior.</p> MISRA C:2012 Rule-1.3

(Required) There shall be no occurrence of undefined or critical unspecified behaviour

Code examples

The following code example fails the check and will give a warning:

```
int foo(void)
{
    int a = 3;
    a--;
    return 5 / (a-2); // a-2 is 0
}
```

The following code example passes the check and will not give a warning about this issue:

```
int foo(void)
{
    int a = 3;
    a--;
    return 5 / (a+2); // OK - a+2 is 4
}
```

CERT-INT33-C_f

Synopsis


Ensure that division and remainder operations do not result in divide-by-zero errors.

Enabled by default

Yes

Severity/Certainty

Low/High



Full description

The result of the / operator is the quotient from the division of the first arithmetic operand by the second arithmetic operand. Division operations are susceptible to divide-by-zero errors. Overflow can also occur during two's complement signed integer division when the dividend is equal to the minimum (most negative) value for the signed integer type and the divisor is equal to -1. This check is identical to ATH-div-0-unchk-global, MISRAC2004-1.2_i, MISRAC2012-Rule-1.3_g.

Coding standards

CERT INT33-C

Ensure that division and modulo operations do not result in divide-by-zero errors

MISRA C:2004 1.2

(Required) No reliance shall be placed on undefined or unspecified behavior.

MISRA C:2012 Rule-1.3

(Required) There shall be no occurrence of undefined or critical unspecified behaviour

Code examples

The following code example fails the check and will give a warning:

```
int x;

int example() {
    return 5/x;
}
```

The following code example passes the check and will not give a warning about this issue:

```
int x;

int example() {
    if (x != 0){
        return 5/x;
    }
}
```

CERT-INT33-C_g

Synopsis

Ensure that division and remainder operations do not result in divide-by-zero errors.

Enabled by default

Yes

Severity/Certainty

Low/High



Full description

The result of the / operator is the quotient from the division of the first arithmetic operand by the second arithmetic operand. Division operations are susceptible to divide-by-zero errors. Overflow can also occur during two's complement signed integer division when the dividend is equal to the minimum (most negative) value for the signed integer type and the divisor is equal to -1. This check is identical to ATH-div-0-unchk-local, MISRAC2004-1.2_j, MISRAC2012-Rule-1.3_h.

Coding standards

CERT INT33-C

Ensure that division and modulo operations do not result in divide-by-zero errors

MISRA C:2004 1.2

(Required) No reliance shall be placed on undefined or unspecified behavior.

MISRA C:2012 Rule-1.3

(Required) There shall be no occurrence of undefined or critical unspecified behaviour

Code examples

The following code example fails the check and will give a warning:

```
int rand();

int example() {
    int x = rand();
    return 5/x;
}
```

The following code example passes the check and will not give a warning about this issue:

```
int rand();

int example() {
    int x = rand();
    if (x != 0){
        return 5/x;
    }
}
```

CERT-INT33-C_h

Synopsis

Ensure that division and remainder operations do not result in divide-by-zero errors.

Enabled by default

Yes


Severity/Certainty

Low/High



Full description	The result of the / operator is the quotient from the division of the first arithmetic operand by the second arithmetic operand. Division operations are susceptible to divide-by-zero errors. Overflow can also occur during two's complement signed integer division when the dividend is equal to the minimum (most negative) value for the signed integer type and the divisor is equal to -1. This check is identical to ATH-div-0-unchk-param.
Coding standards	CERT INT33-C Ensure that division and modulo operations do not result in divide-by-zero errors
Code examples	The following code example fails the check and will give a warning: <pre>int example(int x) { return 5/x; }</pre> <p>The following code example passes the check and will not give a warning about this issue:</p> <pre>int example(int x) { if (x != 0){ return 5/x; } }</pre>

CERT-INT33-C_i

Synopsis	Ensure that division and remainder operations do not result in divide-by-zero errors.
Enabled by default	Yes
Severity/Certainty	Low/High 
Full description	The result of the / operator is the quotient from the division of the first arithmetic operand by the second arithmetic operand. Division operations are susceptible to divide-by-zero errors. Overflow can also occur during two's complement signed integer division when the dividend is equal to the minimum (most negative) value for the signed integer type and the divisor is equal to -1.

Coding standards

CERT INT33-C

Ensure that division and modulo operations do not result in divide-by-zero errors

Code examples

The following code example fails the check and will give a warning:

```
int foo(void)
{
    int a = 3;
    a--;
    return 5 / (a-2); // a-2 is 0
}
```

The following code example passes the check and will not give a warning about this issue:

```
int foo(void)
{
    int a = 3;
    a--;
    return 5 / (a+2); // OK - a+2 is 4
}
```

CERT-INT34-C_a

Synopsis

Do not shift an expression by a negative number of bits or by greater than or equal to the number of bits that exist in the operand.

Enabled by default

Yes

Severity/Certainty

Low/Low



Full description

Bitwise shifts include left-shift operations of the form `shift-expression << additive-expression` and right-shift operations of the form `shift-expression >> additive-expression`. The standard integer promotions are first performed on the operands, each of which has an integer type. The type of the result is that of the promoted left operand. If the value of the right operand is negative or is greater than or equal to the width of the promoted left operand, the behavior is undefined. Do not shift an expression by a negative number of bits or by a number greater than or equal to the precision of the promoted left operand.

Coding standards

CERT INT34-C

Do not shift a negative number of bits or more bits than exist in the operand

Code examples

The following code example fails the check and will give a warning:

```
#include <limits.h>
#include <stddef.h>
#include <inttypes.h>

void func(signed long si_a, signed long si_b) {
    signed long result;
    if (si_a > (LONG_MAX >> si_b)) {
        /* Handle error */
    } else {
        result = si_a << si_b;
    }
    /* ... */
}
```

The following code example passes the check and will not give a warning about this issue:

```
#include <limits.h>
#include <stddef.h>
#include <inttypes.h>


extern size_t popcount(uintmax_t);
#define PRECISION(x) popcount(x)

void func(signed long si_a, signed long si_b) {
    signed long result;
    if ((si_a < 0) || (si_b < 0) ||
        (si_b >= PRECISION(ULONG_MAX)) ||
        (si_a > (LONG_MAX >> si_b))) {
        /* Handle error */
    } else {
        result = si_a << si_b;
    }
    /* ... */
}
```

CERT-INT34-C_b


Synopsis

Do not shift an expression by a negative number of bits or by greater than or equal to the number of bits that exist in the operand.


Enabled by default	Yes
Severity/Certainty	Low/Low 
Full description	Bitwise shifts include left-shift operations of the form <code>shift-expression << additive-expression</code> and right-shift operations of the form <code>shift-expression >> additive-expression</code> . The standard integer promotions are first performed on the operands, each of which has an integer type. The type of the result is that of the promoted left operand. If the value of the right operand is negative or is greater than or equal to the width of the promoted left operand, the behavior is undefined. Do not shift an expression by a negative number of bits or by a number greater than or equal to the precision of the promoted left operand.
Coding standards	CERT INT34-C Do not shift a negative number of bits or more bits than exist in the operand
Code examples	The following code example fails the check and will give a warning: <pre>unsigned int foo(unsigned int x, unsigned int y) { int shift = 33; // too big return 3U << shift; }</pre> <p>The following code example passes the check and will not give a warning about this issue:</p> <pre>unsigned int foo(unsigned int x) { int y = 1; // OK - this is within the correct range return x << y; }</pre>

CERT-INT34-C_c

Synopsis	Do not shift an expression by a negative number of bits or by greater than or equal to the number of bits that exist in the operand.
Enabled by default	Yes

Severity/Certainty	<p>Low/Low</p> 
Full description	<p>Bitwise shifts include left-shift operations of the form <code>shift-expression << additive-expression</code> and right-shift operations of the form <code>shift-expression >> additive-expression</code>. The standard integer promotions are first performed on the operands, each of which has an integer type. The type of the result is that of the promoted left operand. If the value of the right operand is negative or is greater than or equal to the width of the promoted left operand, the behavior is undefined. Do not shift an expression by a negative number of bits or by a number greater than or equal to the precision of the promoted left operand. This check is identical to ATH-shift-neg.</p>
Coding standards	<p>CERT INT34-C</p> <p style="padding-left: 40px;">Do not shift a negative number of bits or more bits than exist in the operand</p>
Code examples	<p>The following code example fails the check and will give a warning:</p> <pre>int example(int x) { return -10 >> x; }</pre> <p>The following code example passes the check and will not give a warning about this issue:</p> <pre>int example(int x) { return 10 >> x; }</pre>

CERT-INT35-C

Synopsis	Use correct integer precisions.
Enabled by default	Yes
Severity/Certainty	<p>Low/Low</p> 
Full description	<p>Integer types in C have both a size and a precision. Padding bits contribute to the integer's size, but not to its precision. Consequently, inferring the precision of an integer</p>

type from its size may result in too large a value, which can then lead to incorrect assumptions about the numeric range of these types.

Coding standards

CERT INT35-C

Evaluate integer expressions in a larger size before comparing or assigning to that size

CWE 681

Incorrect Conversion between Numeric Types

Code examples

The following code example fails the check and will give a warning:

```
#include <limits.h>

unsigned int pow2(unsigned int exp) {
    if (exp >= sizeof(unsigned int) * CHAR_BIT) {
        /* Handle error */
    }
    return 1 << exp;
}
```


The following code example passes the check and will not give a warning about this issue:

```
#include <stddef.h>
#include <stdint.h>
#include <limits.h>


/* Returns the number of set bits */
size_t popcount(uintmax_t num) {
    size_t precision = 0;
    while (num != 0) {
        if (num % 2 == 1) {
            precision++;
        }
        num >>= 1;
    }
    return precision;
}
#define PRECISION(umax_value) popcount(umax_value)

unsigned int pow2(unsigned int exp) {
    if (exp >= PRECISION(UINT_MAX)) {
        /* Handle error */
    }
    return 1 << exp;
}
```

CERT-INT36-C

Synopsis	Converting a pointer to integer or integer to pointer.
Enabled by default	Yes
Severity/Certainty	Low/High 
Full description	Although programmers often use integers and pointers interchangeably in C, pointer-to-integer and integer-to-pointer conversions are implementation-defined. Conversions between integers and pointers can have undesired consequences depending on the implementation.
Coding standards	CERT INT36-C Converting a pointer to integer or integer to pointer
Code examples	<p>The following code example fails the check and will give a warning:</p> <pre>void func(unsigned int flag) { char *ptr; /* ... */ unsigned int number = (unsigned int)ptr; number = (number & 0x7fffff) (flag << 23); ptr = (char *)number; }</pre> <p>The following code example passes the check and will not give a warning about this issue:</p> <pre>struct ptrflag { char *pointer; unsigned int flag : 9; } ptrflag; void func(unsigned int flag) { char *ptr; /* ... */ ptrflag.pointer = ptr; ptrflag.flag = flag; }</pre>

CERT-MEM30-C_a

Synopsis	Do not access freed memory.
Enabled by default	Yes
Severity/Certainty	High/High 
Full description	Evaluating a pointer-including dereferencing the pointer, using it as an operand of an arithmetic operation, type casting it, and using it as the right-hand side of an assignment-into memory that has been deallocated by a memory management function is undefined behavior. This check is identical to MISRAC2012-Dir-4.13_d, MISRAC2012-Rule-1.3_o, SEC-BUFFER-use-after-free-all, MEM-use-free-all.
Coding standards	CERT MEM30-C Do not access freed memory CWE 416 Use After Free CWE 456 Missing Initialization CWE 672 Operation on a Resource after Expiration or Release CWE 758 Reliance on Undefined, Unspecified, or Implementation-Defined Behavior MISRA C:2012 Dir-4.13 (Advisory) Functions which are designed to provide operations on a resource should be called in an appropriate sequence MISRA C:2012 Rule-1.3 (Required) There shall be no occurrence of undefined or critical unspecified behaviour
Code examples	The following code example fails the check and will give a warning:

```

#include <stdlib.h>
#include <string.h>

int main(int argc, char *argv[]) {
    char *return_val = 0;
    const size_t bufsize = strlen(argv[0]) + 1;
    char *buf = (char *)malloc(bufsize);
    if (!buf) {
        return EXIT_FAILURE;
    }
    /* ... */
    free(buf);
    /* ... */
    strcpy(buf, argv[0]);
    /* ... */
    return EXIT_SUCCESS;
}

```

The following code example passes the check and will not give a warning about this issue:

```

#include <stdlib.h>
#include <string.h>

int main(int argc, char *argv[]) {
    char *return_val = 0;
    const size_t bufsize = strlen(argv[0]) + 1;
    char *buf = (char *)malloc(bufsize);
    if (!buf) {
        return EXIT_FAILURE;
    }
    /* ... */
    strcpy(buf, argv[0]);
    /* ... */
    free(buf);
    return EXIT_SUCCESS;
}

```


CERT-MEM30-C_b

Synopsis

Do not access freed memory.

Enabled by default

Yes

Severity/Certainty	High/High 
Full description	Evaluating a pointer-including dereferencing the pointer, using it as an operand of an arithmetic operation, type casting it, and using it as the right-hand side of an assignment-into memory that has been deallocated by a memory management function is undefined behavior. This check is identical to MISRAC2012-Dir-4.13_e, MISRAC2012-Rule-1.3_p, SEC-BUFFER-use-after-free-some, MEM-use-free-some.
Coding standards	CERT MEM30-C Do not access freed memory CWE 416 Use After Free CWE 456 Missing Initialization CWE 672 Operation on a Resource after Expiration or Release CWE 758 Reliance on Undefined, Unspecified, or Implementation-Defined Behavior MISRA C:2012 Dir-4.13 (Advisory) Functions which are designed to provide operations on a resource should be called in an appropriate sequence MISRA C:2012 Rule-1.3 (Required) There shall be no occurrence of undefined or critical unspecified behaviour
Code examples	The following code example fails the check and will give a warning:

```
#include <stdlib.h>


void example(void) {
    int *x;
    x = (int *)malloc(sizeof(int));
    free(x);
    if (rand()) {
        x = (int *)malloc(sizeof(int));
    }
    else {
        /* x not reallocated along this path */
    }
    (*x)++;
}
```

The following code example passes the check and will not give a warning about this issue:

```
#include <stdlib.h>

void example(void) {
    int *x;
    x = (int *)malloc(sizeof(int));
    free(x);
    x = (int *)malloc(sizeof(int));
    *x++;
}
```

CERT-MEM30-C_c

Synopsis	Do not access freed memory.
Enabled by default	Yes
Severity/Certainty	High/High 
Full description	Evaluating a pointer-including dereferencing the pointer, using it as an operand of an arithmetic operation, type casting it, and using it as the right-hand side of an assignment-into memory that has been deallocated by a memory management function is undefined behavior.
Coding standards	CERT MEM30-C

Do not access freed memory

CWE 416

Use After Free

CWE 456

Missing Initialization

CWE 672

Operation on a Resource after Expiration or Release

CWE 758

Reliance on Undefined, Unspecified, or Implementation-Defined Behavior

Code examples

The following code example fails the check and will give a warning:

```
#include <stdlib.h>

struct node {
    int value;
    struct node *next;
};

void free_list(struct node *head) {
    for (struct node *p = head; p != NULL; p = p->next) {
        free(p);
    }
}
```


The following code example passes the check and will not give a warning about this issue:

```
#include <stdlib.h>

struct node {
    int value;
    struct node *next;
};

void free_list(struct node *head) {
    struct node *q;
    for (struct node *p = head; p != NULL; p = q) {
        q = p->next;
        free(p);
    }
}
```

CERT-MEM31-C

Synopsis	Free dynamically allocated memory when no longer needed.
Enabled by default	Yes
Severity/Certainty	Medium/Medium 
Full description	Before the lifetime of the last pointer that stores the return value of a call to a standard memory allocation function has ended, it must be matched by a call to free() with that pointer value. This check is identical to MEM-leak, MISRAC2012-Rule-22.1_a, SEC-BUFFER-memory-leak.
Coding standards	<p>CERT MEM31-C</p> <p style="padding-left: 40px;">Free dynamically allocated memory exactly once</p> <p>CWE 401</p> <p style="padding-left: 40px;">Improper Release of Memory Before Removing Last Reference ('Memory Leak')</p> <p>CWE 404</p> <p style="padding-left: 40px;">Improper Resource Shutdown or Release</p> <p>CWE 459</p> <p style="padding-left: 40px;">Incomplete Cleanup</p> <p>CWE 771</p> <p style="padding-left: 40px;">Missing Reference to Active Allocated Resource</p> <p>CWE 772</p> <p style="padding-left: 40px;">Missing Release of Resource after Effective Lifetime</p> <p>MISRA C:2012 Rule-22.1</p> <p style="padding-left: 40px;">(Required) All resources obtained dynamically by means of Standard Library functions shall be explicitly released</p>
Code examples	The following code example fails the check and will give a warning:


```
#include <stdlib.h>

enum { BUFFER_SIZE = 32 };

int f(void) {
    char *text_buffer = (char *)malloc(BUFFER_SIZE);
    if (text_buffer == NULL) {
        return -1;
    }
    return 0;
}
```

The following code example passes the check and will not give a warning about this issue:


```
#include <stdlib.h>

enum { BUFFER_SIZE = 32 };

int f(void) {
    char *text_buffer = (char *)malloc(BUFFER_SIZE);
    if (text_buffer == NULL) {
        return -1;
    }

    free(text_buffer);
    return 0;
}
```

CERT-MEM33-C_a

Synopsis	Allocate and copy structures containing a flexible array member dynamically.
Enabled by default	Yes
Severity/Certainty	Low/Low
	
Full description	Unless the appropriate size of the flexible array member has been explicitly added when allocating storage for an object of the struct, the result of accessing the member data of a variable of non-pointer type struct flex_array_struct is undefined. To avoid the potential for undefined behavior, structures that contain a flexible array member should always be allocated dynamically.

Coding standards CERT MEM33-C
Allocate and copy structures containing flexible array members dynamically

Code examples The following code example fails the check and will give a warning:

```
#include <stddef.h>

struct flex_array_struct {
    size_t num;
    int data[];
};

void func(void) {
    struct flex_array_struct flex_struct;
    size_t array_size = 4;

    /* Initialize structure */
    flex_struct.num = array_size;

    for (size_t i = 0; i < array_size; ++i) {
        flex_struct.data[i] = 0;
    }
}
```

The following code example passes the check and will not give a warning about this issue:

```

#include <stdlib.h>

struct flex_array_struct {
    size_t num;
    int data[];
};

void func(void) {
    struct flex_array_struct *flex_struct;
    size_t array_size = 4;

    /* Dynamically allocate memory for the struct */
    flex_struct = (struct flex_array_struct *)malloc(
        sizeof(struct flex_array_struct)
        + sizeof(int) * array_size);
    if (flex_struct == NULL) {
        /* Handle error */
    }

    /* Initialize structure */
    flex_struct->num = array_size;

    for (size_t i = 0; i < array_size; ++i) {
        flex_struct->data[i] = 0;
    }
}

```

CERT-MEM33-C_b

Synopsis Allocate and copy structures containing a flexible array member dynamically.

Enabled by default Yes

Severity/Certainty Low/Low



Full description Unless the appropriate size of the flexible array member has been explicitly added when allocating storage for an object of the struct, the result of accessing the member data of a variable of non-pointer type struct flex_array_struct is undefined. To avoid the potential for undefined behavior, structures that contain a flexible array member should always be allocated dynamically.

Coding standards CERT MEM33-C
 Allocate and copy structures containing flexible array members dynamically

Code examples The following code example fails the check and will give a warning:

```
#include <stddef.h>

struct flex_array_struct {
    size_t num;
    int data[];
};

void func(struct flex_array_struct *struct_a,
          struct flex_array_struct *struct_b) {
    *struct_b = *struct_a;
}
```

The following code example passes the check and will not give a warning about this issue:

```
#include <string.h>


struct flex_array_struct {
    size_t num;
    int data[];
};

void func(struct flex_array_struct *struct_a,
          struct flex_array_struct *struct_b) {
    if (struct_a->num > struct_b->num) {
        /* Insufficient space; handle error */
        return;
    }
    memcpy(struct_b, struct_a,
           sizeof(struct flex_array_struct) + (sizeof(int)
        * struct_a->num));
}
```

CERT-MEM34-C_a

Synopsis Only free memory allocated dynamically.

Enabled by default Yes


Severity/Certainty	High/High 
Full description	Freeing memory that is not allocated dynamically can result in heap corruption and other serious errors. This check is identical to MEM-free-variable, MISRAC2012-Rule-22.2_c.
Coding standards	CERT MEM34-C Only free memory allocated dynamically CWE 590 Free of Memory not on the Heap MISRA C:2012 Rule-22.2 (Mandatory) A block of memory shall only be freed if it was allocated by means of a Standard Library function
Code examples	The following code example fails the check and will give a warning: <pre>#include <stdlib.h> enum { BUFSIZE = 256 }; void f(void) { char buf[BUFSIZE]; char *p = (char *)realloc(buf, 2 * BUFSIZE); if (p == NULL) { /* Handle error */ } }</pre> The following code example passes the check and will not give a warning about this issue:

```
#include <stdlib.h>

enum { BUFSIZE = 256 };

void f(void) {
    char *buf = (char *)malloc(BUFSIZE * sizeof(char));
    char *p = (char *)realloc(buf, 2 * BUFSIZE);
    if (p == NULL) {
        /* Handle error */
    }
}
```

CERT-MEM34-C_b

Synopsis	Only free memory allocated dynamically.
Enabled by default	Yes
Severity/Certainty	High/High 
Full description	Freeing memory that is not allocated dynamically can result in heap corruption and other serious errors. This check is identical to MEM-free-field.
Coding standards	CERT MEM34-C Only free memory allocated dynamically CWE 590 Free of Memory not on the Heap
Code examples	The following code example fails the check and will give a warning:

```
#include <stdlib.h>

struct C{
    int x;
};

int foo(struct C c) {
    int *p = &c.x;
    free(p);
}
```


The following code example passes the check and will not give a warning about this issue:

```
#include <stdlib.h>

struct C{
    int *x;
};

int foo(struct C *c) {
    int *p = (c->x);
    free(p);
}
```

CERT-MEM34-C_c

Synopsis	Only free memory allocated dynamically.
Enabled by default	Yes
Severity/Certainty	High/High 
Full description	Freeing memory that is not allocated dynamically can result in heap corruption and other serious errors.
Coding standards	CERT MEM34-C Only free memory allocated dynamically CWE 590 Free of Memory not on the Heap

Code examples

The following code example fails the check and will give a warning:

```
#include <stdlib.h>
#include <string.h>
#include <stdio.h>

enum { MAX_ALLOCATION = 1000 };

int main(int argc, const char *argv[]) {
    char *c_str = NULL;
    size_t len;

    if (argc == 2) {
        len = strlen(argv[1]) + 1;
        if (len > MAX_ALLOCATION) {
            /* Handle error */
        }
        c_str = (char *)malloc(len);
        if (c_str == NULL) {
            /* Handle error */
        }
        strcpy(c_str, argv[1]);
    } else {
        c_str = "usage: $>a.exe [string]";
        printf("%s\n", c_str);
    }
    free(c_str);
    return 0;
}
```

The following code example passes the check and will not give a warning about this issue:


```

#include <stdlib.h>
#include <string.h>
#include <stdio.h>


enum { MAX_ALLOCATION = 1000 };

int main(int argc, const char *argv[]) {
    char *c_str = NULL;
    size_t len;

    if (argc == 2) {
        len = strlen(argv[1]) + 1;
        if (len > MAX_ALLOCATION) {
            /* Handle error */
        }
        c_str = (char *)malloc(len);
        if (c_str == NULL) {
            /* Handle error */
        }
        strcpy(c_str, argv[1]);
    } else {
        printf("%s\n", "usage: $>a.exe [string]");
        return EXIT_FAILURE;
    }
    free(c_str);
    return 0;
}

```

CERT-MEM35-C_a

Synopsis	Allocate sufficient memory for an object.
Enabled by default	Yes
Severity/Certainty	High/Medium
	
Full description	The types of integer expressions used as size arguments to malloc(), calloc(), realloc(), or aligned_alloc() must have sufficient range to represent the size of the objects to be stored. If size arguments are incorrect or can be manipulated by an attacker, then a buffer overflow may occur. This check is identical to MEM-malloc-sizeof-ptr.

Coding standards

CERT MEM35-C

Allocate sufficient memory for an object

CWE 680

Integer Overflow to Buffer Overflow

CWE 467

Use of sizeof() on a Pointer Type

CWE 789

Uncontrolled Memory Allocation

CWE 131

Incorrect Calculation of Buffer Size

Code examples

The following code example fails the check and will give a warning:

```
#include <stdlib.h>
#include <time.h>

struct tm *make_tm(int year, int mon, int day, int hour,
                  int min, int sec) {
    struct tm *tmb;
    tmb = (struct tm *)malloc(sizeof(tmb));
    if (tmb == NULL) {
        return NULL;
    }
    *tmb = (struct tm) {
        .tm_sec = sec, .tm_min = min, .tm_hour = hour,
        .tm_mday = day, .tm_mon = mon, .tm_year = year
    };
    return tmb;
}
```

The following code example passes the check and will not give a warning about this issue:


```

#include <stdlib.h>
#include <time.h>

struct tm *make_tm(int year, int mon, int day, int hour,
                  int min, int sec) {
    struct tm *tmb;
    tmb = (struct tm *)malloc(sizeof(*tmb));
    if (tmb == NULL) {
        return NULL;
    }
    *tmb = (struct tm) {
        .tm_sec = sec, .tm_min = min, .tm_hour = hour,
        .tm_mday = day, .tm_mon = mon, .tm_year = year
    };
    return tmb;
}

```

CERT-MEM35-C_b

Synopsis	Allocate sufficient memory for an object.
Enabled by default	Yes
Severity/Certainty	High/Medium 
Full description	The types of integer expressions used as size arguments to malloc(), calloc(), realloc(), or aligned_alloc() must have sufficient range to represent the size of the objects to be stored. If size arguments are incorrect or can be manipulated by an attacker, then a buffer overflow may occur.
Coding standards	CERT MEM35-C Allocate sufficient memory for an object CWE 680 Integer Overflow to Buffer Overflow CWE 467 Use of sizeof() on a Pointer Type CWE 789

Uncontrolled Memory Allocation

CWE 131

Incorrect Calculation of Buffer Size

Code examples

The following code example fails the check and will give a warning:

```
#include <stdint.h>
#include <stdlib.h>

void function(size_t len) {
    long *p;
    if (len == 0 || len > SIZE_MAX / sizeof(long)) {
        return;
    }
    p = (long *)malloc(len * sizeof(char));
    if (p == NULL) {
        return;
    }
    free(p);
}
```

The following code example passes the check and will not give a warning about this issue:

```
#include <stdint.h>
#include <stdlib.h>

void function(size_t len) {
    long *p;
    if (len == 0 || len > SIZE_MAX / sizeof(long)) {
        return;
    }
    p = (long *)malloc(len * sizeof(long));
    if (p == NULL) {
        return;
    }
    free(p);
}
```


CERT-MEM35-C_c

Synopsis


Allocate sufficient memory for an object.

Enabled by default

Yes

Severity/Certainty	High/High 
Full description	The types of integer expressions used as size arguments to malloc(), calloc(), realloc(), or aligned_alloc() must have sufficient range to represent the size of the objects to be stored. If size arguments are incorrect or can be manipulated by an attacker, then a buffer overflow may occur. This check is identical to MEM-realloc-diff-type.
Coding standards	CERT MEM35-C Allocate sufficient memory for an object
Code examples	The following code example fails the check and will give a warning: <pre>#include <stdlib.h> void example(int *a, int new_size) { unsigned int *b; b = realloc(a, sizeof(int) * new_size); }</pre> The following code example passes the check and will not give a warning about this issue: <pre>#include <stdlib.h> void example(int *a, int new_size) { int *b; b = realloc(a, sizeof(int) * new_size); }</pre>

CERT-MEM36-C

Synopsis	Do not modify the alignment of objects by calling realloc().
Enabled by default	Yes
Severity/Certainty	Low/Medium 

Full description Do not invoke `realloc()` to modify the size of allocated objects that have stricter alignment requirements than those guaranteed by `malloc()`. Storage allocated by a call to the standard `aligned_alloc()` function, for example, can have stricter than normal alignment requirements. The C standard requires only that a pointer returned by `realloc()` be suitably aligned so that it may be assigned to a pointer to any type of object with a fundamental alignment requirement.

Coding standards CERT MEM36-C
Do not modify the alignment of objects by calling `realloc()`

Code examples The following code example fails the check and will give a warning:

```
#include <stdlib.h>

void func(void) {
    size_t resize = 1024;
    size_t alignment = 1 << 12;
    int *ptr;
    int *ptr1;

    if (NULL == (ptr = (int *)aligned_alloc(alignment,
sizeof(int)))) {
        /* Handle error */
    }

    if (NULL == (ptr1 = (int *)realloc(ptr, resize))) {
        /* Handle error */
    }
}
```

The following code example passes the check and will not give a warning about this issue:

```

#include <stdlib.h>
#include <string.h>

void func(void) {
    size_t resize = 1024;
    size_t alignment = 1 << 12;
    int *ptr;
    int *ptr1;

    if (NULL == (ptr = (int *)aligned_alloc(alignment,
                                           sizeof(int)))) {
        /* Handle error */
    }


    if (NULL == (ptr1 = (int *)aligned_alloc(alignment,
                                           resize))) {
        /* Handle error */
    }

    if (NULL == (memcpy(ptr1, ptr, sizeof(int)))) {
        /* Handle error */
    }

    free(ptr);
}

```

CERT-MSC30-C

Synopsis	Do not use the rand() function for generating pseudorandom numbers
Enabled by default	Yes
Severity/Certainty	Medium/Medium
	
Full description	The C Standard rand() function makes no guarantees as to the quality of the random sequence produced. The numbers generated by some implementations of rand() have a comparatively short cycle and the numbers can be predictable. Applications that have strong pseudorandom number requirements must use a generator that is known to be sufficient for their needs.
Coding standards	CERT MSC30-C

Do not use the rand() function for generating pseudorandom numbers

Code examples

The following code example fails the check and will give a warning:

```
void rand(void) {}

void test() {
    rand();
}
```

The following code example passes the check and will not give a warning about this issue:

```
void example(void) {}

void test() {
    example();
}
```

CERT-MSC32-C

Synopsis

Properly seed pseudorandom number generators

Enabled by default

Yes

Severity/Certainty

Medium/High



Full description

Calling a PRNG in the same initial state, either without seeding it explicitly or by seeding it with the same value, results in generating the same sequence of random numbers in different runs of the program. A long description goes here.

Coding standards

CERT MSC32-C

Ensure your random number generator is properly seeded

Code examples

The following code example fails the check and will give a warning:


```
#include <stdio.h>
#include <stdlib.h>

void func(void) {
    for (unsigned int i = 0; i < 10; ++i) {
        /* Always generates the same sequence */
        printf("%ld, ", random());
    }
}
```

The following code example passes the check and will not give a warning about this issue:

```
#include <stdio.h>
#include <stdlib.h>
#include <time.h>

void func(void) {
    struct timespec ts;
    if (timespec_get(&ts, TIME_UTC) == 0) {
        /* Handle error */
    } else {
        srand(ts.tv_nsec ^ ts.tv_sec);
        for (unsigned int i = 0; i < 10; ++i) {
            /* Generates different sequences at different runs */
            printf("%ld, ", random());
        }
    }
}
```

CERT-MS33-C

Synopsis

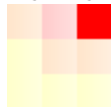
Do not pass invalid data to the asctime() function.

Enabled by default

No

Severity/Certainty

High/High




Full description

The implementation of asctime may assume that the values of the struct tm data are within normal ranges and does nothing to enforce the range limit. If any of the values print more characters than expected, the sprintf() function may overflow the result array.

Coding standards	CERT MSC33-C Do not pass invalid data to the asctime() function
Code examples	<p>The following code example fails the check and will give a warning:</p> <pre>#include <time.h> void func(struct tm *time_tm) { char *time = asctime(time_tm); }</pre> <p>The following code example passes the check and will not give a warning about this issue:</p> <pre>#include <time.h> enum { maxsize = 26 }; void func(struct tm *time) { char s[maxsize]; /* Current time representation for locale */ const char *format = "%c"; size_t size = strftime(s, maxsize, format, time); }</pre>

CERT-MS37-C

Synopsis	Ensure that control never reaches the end of a non-void function
Enabled by default	Yes
Severity/Certainty	High/Low 
Full description	If control reaches the closing curly brace (}) of a non-void function without evaluating a return statement, using the return value of the function call is undefined behavior.
Coding standards	CERT MSC37-C Ensure that control never reaches the end of a non-void function

Code examples

The following code example fails the check and will give a warning:

```
#include <string.h>
#include <stdio.h>

int checkpass(const char *password) {
    if (strcmp(password, "pass") == 0) {
        return 1;
    }
}

void func(const char *userinput) {
    if (checkpass(userinput)) {
        printf("Success\n");
    }
}
```

The following code example passes the check and will not give a warning about this issue:

```
#include <string.h>
#include <stdio.h>

int checkpass(const char *password) {
    if (strcmp(password, "pass") == 0) {
        return 1;
    }
    return 0;
}

void func(const char *userinput) {
    if (checkpass(userinput)) {
        printf("Success!\n");
    }
}
```

CERT-MS38-C

Synopsis

Do not treat a predefined identifier as an object if it might only be implemented as a macro

Enabled by default

Yes

Severity/Certainty

Low/Low



Full description

Do not suppress standard library macros that yields undefined behavior by accessing the underlying function

Coding standards

CERT MSC38-C

Do not treat as an object any predefined identifier that might be implemented as a macro

Code examples

The following code example fails the check and will give a warning:

```
#include <assert.h>

typedef void (*handler_type)(int);

void execute_handler(handler_type handler, int value) {
    handler(value);
}

void func(int e) {
    execute_handler(&(assert), e < 0);
}
```

The following code example passes the check and will not give a warning about this issue:

```
#include <assert.h>


typedef void (*handler_type)(int);

void execute_handler(handler_type handler, int value) {
    handler(value);
}

static void assert_handler(int value) {
    assert(value);
}

void func(int e) {
    execute_handler(&assert_handler, e < 0);
}
```

CERT-MSC39-C

Synopsis	Do not call <code>va_arg()</code> on a <code>va_list</code> that has an indeterminate value
Enabled by default	Yes
Severity/Certainty	Low/Low 
Full description	Variadic functions access their variable arguments by using <code>va_start()</code> to initialize an object of type <code>va_list</code> , iteratively invoking the <code>va_arg()</code> macro, and finally calling <code>va_end()</code> . The <code>va_list</code> may be passed as an argument to another function, but calling <code>va_arg()</code> within that function causes the <code>va_list</code> to have an indeterminate value in the calling function. As a result, attempting to read variable arguments without reinitializing the <code>va_list</code> can have unexpected behavior.
Coding standards	CERT MSC39-C Do not call <code>va_arg()</code> on a <code>va_list</code> that has indeterminate value
Code examples	The following code example fails the check and will give a warning:

```
#include <stdarg.h>
#include <stdio.h>

int contains_zero(size_t count, va_list ap) {
    for (size_t i = 1; i < count; ++i) {
        if (va_arg(ap, double) == 0.0) {
            return 1;
        }
    }
    return 0;
}

int print_reciprocals(size_t count, ...) {
    va_list ap;
    va_start(ap, count);

    if (contains_zero(count, ap)) {
        va_end(ap);
        return 1;
    }

    for (size_t i = 0; i < count; ++i) {
        printf("%f ", 1.0 / va_arg(ap, double));
    }

    va_end(ap);
    return 0;
}
```

The following code example passes the check and will not give a warning about this issue:

```

#include <stdarg.h>
#include <stdio.h>

int contains_zero(size_t count, va_list *ap) {
    va_list ap1;
    va_copy(ap1, *ap);
    for (size_t i = 1; i < count; ++i) {
        if (va_arg(ap1, double) == 0.0) {
            return 1;
        }
    }
    va_end(ap1);
    return 0;
}

int print_reciprocals(size_t count, ...) {
    int status;
    va_list ap;
    va_start(ap, count);

    if (contains_zero(count, &ap)) {
        printf("0 in arguments!\n");
        status = 1;
    } else {
        for (size_t i = 0; i < count; i++) {
            printf("%f ", 1.0 / va_arg(ap, double));
        }
        printf("\n");
        status = 0;
    }

    va_end(ap);
    return status;
}

```

CERT-MSC40-C_a

Synopsis

Do not violate constraints.

Enabled by default

Yes


Severity/Certainty

Low/Low




Full description	The C Standard, 6.7.4, paragraph 3 outlines the following constraint: An inline definition of a function with external linkage shall not contain a definition of a modifiable object with static or thread storage duration, and shall not contain a reference to an identifier with internal linkage. This check finds cases where a static object is referenced in an inline function.
Coding standards	CERT MSC40-C Do not violate constraints
Code examples	The following code example fails the check and will give a warning: <pre>static int I = 12; extern inline void func(int a) { int b = a * I; /* ... */ }</pre> <p>The following code example passes the check and will not give a warning about this issue:</p> <pre>int I = 12; extern inline void func(int a) { int b = a * I; /* ... */ }</pre>

CERT-MSC40-C_b

Synopsis	Do not violate constraints.
Enabled by default	Yes
Severity/Certainty	Low/Low 
Full description	The C Standard, 6.7.4, paragraph 3 outlines the following constraint: An inline definition of a function with external linkage shall not contain a definition of a modifiable object with static or thread storage duration, and shall not contain a reference to an identifier with internal linkage. This check finds cases where a static object is declared in an inline function.
Coding standards	CERT MSC40-C

	Do not violate constraints
Code examples	<p>The following code example fails the check and will give a warning:</p> <pre>extern inline void func(void) { static int I = 12; /* Perform calculations which may modify I */ }</pre> <p>The following code example passes the check and will not give a warning about this issue:</p> <pre>extern inline void func(void) { int I = 12; /* Perform calculations which may modify I */ }</pre>


CERT-MS40-C_c

Synopsis	Do not violate constraints.
Enabled by default	Yes
Severity/Certainty	Medium/Medium
	
Full description	The C Standard, 6.7.2.3, paragraph 2 outlines the following constraint: a type specifier of the form `enum identifier` without an enumerator list shall only appear after the type it specifies is complete.
Coding standards	CERT MSC40-C
	Do not violate constraints
Code examples	<p>The following code example fails the check and will give a warning:</p> <pre>enum E e; enum E {E1, E2};</pre> <p>The following code example passes the check and will not give a warning about this issue:</p>

```
enum E {E1, E2};


enum E e;
```

CERT-MSC40-C_d

Synopsis	Do not violate constraints.
Enabled by default	Yes
Severity/Certainty	Medium/Medium 
Full description	The C Standard, 6.9.1, paragraph 6 outlines the following constraint: an identifier declared as a typedef name shall not be redeclared as a parameter.
Coding standards	CERT MSC40-C Do not violate constraints
Code examples	The following code example fails the check and will give a warning: <pre>typedef int X; void example(X X);</pre> <p>The following code example passes the check and will not give a warning about this issue:</p> <pre>typedef int X; void example(void);</pre>

CERT-MSC41-C_a


Synopsis	Never hard code sensitive information.
Enabled by default	Yes

Severity/Certainty	High/Medium 
Full description	Hard coding sensitive information, such as passwords or encryption keys can expose the information to attackers. Anyone who has access to the executable or dynamic library files can examine them for strings or other critical data, revealing the sensitive information. This check is identical to SEC-STRING-har-coded-credentials.
Coding standards	CERT MSC41-C <p style="text-align: center;">Never hard code sensitive information</p>
Code examples	The following code example fails the check and will give a warning: <pre>#include<stdio.h> /* Returns nonzero if authenticated */ int authenticate(const char* code); int main() { if (!authenticate("correct code")) { printf("Authentication error\n"); return -1; } printf("Authentication successful\n"); // ...Work with system... return 0; }</pre> <p>The following code example passes the check and will not give a warning about this issue:</p>

```
#include<stdio.h>
/* Returns nonzero if authenticated */
int authenticate(const char* code);

int main() {
#define CODE_LEN 50
    char code[CODE_LEN];
    printf("Please enter your authentication code:\n");
    fgets(code, sizeof(code), stdin);
    int flag = authenticate(code);
    memset_s(code, 0, sizeof(code));
    if (!flag) {
        printf("Access denied\n");
        return -1;
    }
    printf("Access granted\n");
    // ...Work with system...
    return 0;
}
```


CERT-MSC41-C_b

Synopsis	Never hard code sensitive information.
Enabled by default	Yes
Severity/Certainty	High/Medium 
Full description	Hard coding sensitive information, such as passwords or encryption keys can expose the information to attackers. Anyone who has access to the executable or dynamic library files can examine them for strings or other critical data, revealing the sensitive information.
Coding standards	CERT MSC41-C Never hard code sensitive information
Code examples	The following code example fails the check and will give a warning: <pre>const char *github_token = "1234567890abcdef";</pre>

The following code example passes the check and will not give a warning about this issue:

```
char *github_token;
```

CERT-MSC41-C_c


Synopsis	Never hard code sensitive information.
Enabled by default	Yes
Severity/Certainty	High/Medium 
Full description	Hard coding sensitive information, such as passwords or encryption keys can expose the information to attackers. Anyone who has access to the executable or dynamic library files can examine them for strings or other critical data, revealing the sensitive information.
Coding standards	CERT MSC41-C Never hard code sensitive information
Code examples	The following code example fails the check and will give a warning: <pre>#include<stdio.h> #include<string.h> int verify(char *password) { if (strcmp(password, "Mew!")) { printf("Incorrect Password!\n"); return 0; } printf("Entering Diagnostic Mode\n"); return 1; }</pre> <p>The following code example passes the check and will not give a warning about this issue:</p>

```
#include<stdio.h>
int verify(char *password) {

    if (do_db_check(password)) {
        printf("Incorrect Password!\n");
        return 0;
    }

    printf("Entering Diagnostic Mode\n");
    return 1;
}
```

CERT-PRE31-C

Synopsis	Avoid side effects in arguments to unsafe macros.
Enabled by default	Yes
Severity/Certainty	Low/Low 
Full description	An unsafe function-like macro is one whose expansion results in evaluating one of its parameters more than once or not at all. Never invoke an unsafe macro with arguments containing side effects.
Coding standards	CERT PRE31-C Avoid side effects in arguments to unsafe macros
Code examples	The following code example fails the check and will give a warning: <pre>#define ABS(x) ((x) < 0) ? -(x) : (x) void example(void) { int n = 0; int m = ABS(++n); }</pre> The following code example passes the check and will not give a warning about this issue:


```

#define ABS(x) ((x) < 0) ? -(x) : (x)

void example(void) {
    int n = 0;
    ++n;
    int m = ABS(n);
}

```

CERT-PRE32-C_a


Synopsis	Do not use preprocessor directives in invocations of function-like macros.
Enabled by default	Yes
Severity/Certainty	Low/Low 
Full description	The arguments to a macro must not include preprocessor directives, such as #define, #ifdef, and #include. Doing so results in undefined behavior. This rule also applies to the use of preprocessor directives in arguments to a function where it is unknown whether or not the function is implemented using a macro.
Coding standards	CERT PRE32-C Do not use preprocessor directives in invocations of function-like macros
Code examples	The following code example fails the check and will give a warning: <pre> #include <string.h> void func(const char *src) { /* Validate the source string; calculate size */ char *dest; /* malloc() destination string */ memcpy(dest, src, #ifdef PLATFORM1 12 #else 24 #endif); /* ... */ } </pre>

The following code example passes the check and will not give a warning about this issue:

```
#include <string.h>

void func(const char *src) {
    /* Validate the source string; calculate size */
    char *dest;
    /* malloc() destination string */
#ifdef PLATFORM1
    memcpy(dest, src, 12);
#else
    memcpy(dest, src, 24);
#endif
    /* ... */
}
```

CERT-PRE32-C_b

Synopsis	Do not use preprocessor directives in invocations of function-like macros.
Enabled by default	Yes
Severity/Certainty	Low/Low 
Full description	The arguments to a macro must not include preprocessor directives, such as #define, #ifdef, and #include. Doing so results in undefined behavior. This rule also applies to the use of preprocessor directives in arguments to a function where it is unknown whether or not the function is implemented using a macro.
Coding standards	CERT PRE32-C <p style="margin-left: 40px;">Do not use preprocessor directives in invocations of function-like macros</p>
Code examples	The following code example fails the check and will give a warning:


```

#define memcpy(a,b,c) _myfn(a,b,c)

void func(const char *src) {
    /* Validate the source string; calculate size */
    char *dest;
    /* malloc() destination string */
    memcpy(dest, src,
#ifdef PLATFORM1
        12
#else
        24
#endif
    );
    /* ... */
}

```

The following code example passes the check and will not give a warning about this issue:

```

#define memcpy(a,b,c) _myfn(a,b,c)

void func(const char *src) {
    /* Validate the source string; calculate size */
    char *dest;
    /* malloc() destination string */
#ifdef PLATFORM1
    memcpy(dest, src, 12);
#else
    memcpy(dest, src, 24);
#endif
    /* ... */
}

```

CERT-SIG30-C

Synopsis

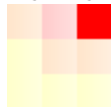
Call only asynchronous-safe functions within signal handlers

Enabled by default

Yes

Severity/Certainty

High/High



Full description Program behavior is undefined if the signal handler calls any function in the standard library that is not asynchronous-safe.

Coding standards CERT SIG30-C
 Call only asynchronous-safe functions within signal handlers

Code examples The following code example fails the check and will give a warning:

```
#include <signal.h>
#include <stdlib.h>

void handler(int signum) {
    int *x = malloc(sizeof(int));
}

void example(void) {
    signal(SIGINT, handler);
}
```

The following code example passes the check and will not give a warning about this issue:

```
#include <signal.h>

void foo(void) {
    _exit();
}

void handler(int signum) {
    foo();
}

void example(void) {
    signal(SIGINT, handler);
}
```

CERT-SIG31-C

Synopsis Shared objects in a signal handler are accessed or modified.

Enabled by default Yes

Severity/Certainty

High/Low



Full description

Accessing or modifying shared objects (not of the type `volatile sig_atomic_t`) in a signal handler might result in race conditions that can leave data in an inconsistent state.

Coding standards

CERT SIG31-C

Do not access or modify shared objects in signal handlers

CWE 662

Improper Synchronization

Code examples

The following code example fails the check and will give a warning:

```
#include <signal.h>
#include <stdlib.h>
#include <string.h>

enum { MAX_MSG_SIZE = 24 };
char *err_msg;

void handler(int signum) {
    strcpy(err_msg, "SIGINT encountered.");
}

int main(void) {
    signal(SIGINT, handler);

    err_msg = (char *)malloc(MAX_MSG_SIZE);
    if (err_msg == NULL) {
        /* Handle error */
    }
    strcpy(err_msg, "No errors yet.");
    /* Main code loop */
    return 0;
}
```

The following code example passes the check and will not give a warning about this issue:

```

#include <signal.h>
#include <stdlib.h>
#include <string.h>

enum { MAX_MSG_SIZE = 24 };
volatile sig_atomic_t e_flag = 0;


void handler(int signum) {
    e_flag = 1;
}

int main(void) {
    char *err_msg = (char *)malloc(MAX_MSG_SIZE);
    if (err_msg == NULL) {
        /* Handle error */
    }

    signal(SIGINT, handler);
    strcpy(err_msg, "No errors yet.");
    /* Main code loop */
    if (e_flag) {
        strcpy(err_msg, "SIGINT received.");
    }
    return 0;
}

```

CERT-SIG34-C

Synopsis	Do not call signal() from within interruptible signal handlers.
Enabled by default	Yes
Severity/Certainty	Low/Low 
Full description	A signal handler should not reassert its desire to handle its own signal.
Coding standards	CERT SIG34-C Do not call signal() from within interruptible signal handlers
Code examples	The following code example fails the check and will give a warning:

```

#include <signal.h>

void handler(int signum) {
    if (signal(signum, handler) == SIG_ERR) {
        /* Handle error */
    }
    /* Handle signal */
}

void func(void) {
    if (signal(SIGABRT, handler) == SIG_ERR) {
        /* Handle error */
    }
}

```

The following code example passes the check and will not give a warning about this issue:

```

#include <signal.h>

void handler(int signum) {
    /* Handle signal */
}

void func(void) {
    if (signal(SIGABRT, handler) == SIG_ERR) {
        /* Handle error */
    }
}

```

CERT-SIG35-C

Synopsis

Do not return from a computational exception signal handler.

Enabled by default

Yes

Severity/Certainty

Low/Low



Full description

If a signal handler returns when it has been entered as a result of a computational exception (that is, with the value of its argument of SIGFPE, SIGILL, SIGSEGV, or any other implementation-defined value corresponding to such an exception) returns, then the behavior is undefined.

Coding standards

CERT SIG35-C

Do not return from SIGSEGV, SIGILL, or SIGFPE signal handlers

Code examples

The following code example fails the check and will give a warning:

```
#include <errno.h>
#include <limits.h>
#include <signal.h>
#include <stdlib.h>

volatile sig_atomic_t denom;

void sighandle(int s) {
    /* Fix the offending volatile */
    if (denom == 0) {
        denom = 1;
    }
}

int main(int argc, char *argv[]) {
    if (argc < 2) {
        return 0;
    }

    char *end = NULL;
    long temp = strtol(argv[1], &end, 10);

    if (end == argv[1] || 0 != *end ||
        ((LONG_MIN == temp || LONG_MAX == temp) && errno ==
        ERANGE)) {
        /* Handle error */
    }

    denom = (sig_atomic_t)temp;
    signal(SIGFPE, sighandle);

    long result = 100 / (long)denom;
    return 0;
}
```

The following code example passes the check and will not give a warning about this issue:

```

#include <errno.h>
#include <limits.h>
#include <signal.h>
#include <stdlib.h>

int main(int argc, char *argv[]) {
    if (argc < 2) {
        return 0;
    }


    char *end = NULL;
    long denom = strtol(argv[1], &end, 10);

    if (end == argv[1] || 0 != *end ||
        ((LONG_MIN == denom || LONG_MAX == denom) && errno ==
        ERANGE)) {
        /* Handle error */
    }

    long result = 100 / denom;
    return 0;
}

```

CERT-STR30-C


Synopsis	Do not attempt to modify string literals.
Enabled by default	Yes
Severity/Certainty	Low/High 
Full description	String literals are arrays of static storage duration. It is unspecified whether these arrays are distinct from each other. The behavior is undefined if a program attempts to modify any portion of a string literal.
Coding standards	CERT STR30-C Do not attempt to modify string literals
Code examples	The following code example fails the check and will give a warning:

```
void example(void) {
    char *str = "const";
    str[0] = 'C';
}
```

The following code example passes the check and will not give a warning about this issue:

```
void example(void) {
    char str[] = "string";
    str[0] = 'S';
}
```

CERT-STR31-C_a

Synopsis	Guarantee that storage for strings has sufficient space for character data and the null terminator.
Enabled by default	Yes
Severity/Certainty	High/High 
Full description	Copying data to a buffer that is not large enough to hold that data results in a buffer overflow. Buffer overflows occur frequently when manipulating strings. To prevent such errors, either limit copies through truncation or, preferably, ensure that the destination is of sufficient size to hold the character data to be copied and the null-termination character.
Coding standards	CERT STR31-C <p style="margin-left: 40px;">Guarantee that storage for strings has sufficient space for character data and the null terminator</p>
Code examples	The following code example fails the check and will give a warning:


```
#include <stdio.h>

enum { BUF_LENGTH = 1024 };

void get_data(void) {
    char buf[BUF_LENGTH];
    if (1 != fscanf(stdin, "%s", buf)) {
        /* Handle error */
    }

    /* Rest of function */
}
```

The following code example passes the check and will not give a warning about this issue:


```
#include <stdio.h>

enum { BUF_LENGTH = 1024 };

void get_data(void) {
    char buf[BUF_LENGTH];
    if (1 != fscanf(stdin, "%1023s", buf)) {
        /* Handle error */
    }

    /* Rest of function */
}
```

CERT-STR31-C_b

Synopsis	Guarantee that storage for strings has sufficient space for character data and the null terminator.
Enabled by default	Yes
Severity/Certainty	High/High 
Full description	Copying data to a buffer that is not large enough to hold that data results in a buffer overflow. Buffer overflows occur frequently when manipulating strings. To prevent such errors, either limit copies through truncation or, preferably, ensure that the

destination is of sufficient size to hold the character data to be copied and the null-termination character.

Coding standards

CERT STR31-C

Guarantee that storage for strings has sufficient space for character data and the null terminator

Code examples

The following code example fails the check and will give a warning:

```
#include <stdio.h>

enum { BUFFERSIZE = 32 };

void func(void) {
    char buf[BUFFERSIZE];
    char *p;
    int ch;
    p = buf;
    while ((ch = getchar()) != '\n' && ch != EOF) {
        *p++ = (char)ch;
    }
    *p = 0;
    if (ch == EOF) {
        /* Handle EOF or error */
    }
}
```

The following code example passes the check and will not give a warning about this issue:

```

#include <stdio.h>


enum { BUFFERSIZE = 32 };

void func(void) {
    char buf[BUFFERSIZE];
    int ch;
    size_t index = 0;
    size_t chars_read = 0;

    while ((ch = getchar()) != '\n' && ch != EOF) {
        if (index < sizeof(buf) - 1) {
            buf[index++] = (char)ch;
        }
        chars_read++;
    }
    buf[index] = '\0'; /* Terminate string */
    if (ch == EOF) {
        /* Handle EOF or error */
    }
    if (chars_read > index) {
        /* Handle truncation */
    }
}

```

CERT-STR31-C_c

Synopsis	Guarantee that storage for strings has sufficient space for character data and the null terminator.
Enabled by default	Yes
Severity/Certainty	High/High 
Full description	Copying data to a buffer that is not large enough to hold that data results in a buffer overflow. Buffer overflows occur frequently when manipulating strings. To prevent such errors, either limit copies through truncation or, preferably, ensure that the destination is of sufficient size to hold the character data to be copied and the null-termination character.
Coding standards	CERT STR31-C

Guarantee that storage for strings has sufficient space for character data and the null terminator

Code examples

The following code example fails the check and will give a warning:

```
#include <stdio.h>

void example(char* buf1) {
    scanf("%s", buf1);
}
```

The following code example passes the check and will not give a warning about this issue:

```
#include <stdio.h>

void example(char* buf1, char* buf2) {
    strncpy(buf1, buf2, 5);
}
```

CERT-STR31-C_d

Synopsis

Guarantee that storage for strings has sufficient space for character data and the null terminator.

Enabled by default

Yes

Severity/Certainty

High/High



Full description

Copying data to a buffer that is not large enough to hold that data results in a buffer overflow. Buffer overflows occur frequently when manipulating strings. To prevent such errors, either limit copies through truncation or, preferably, ensure that the destination is of sufficient size to hold the character data to be copied and the null-termination character. This check is identical to LIB-strcat-overflow-pos.

Coding standards

CERT STR31-C

Guarantee that storage for strings has sufficient space for character data and the null terminator

Code examples

The following code example fails the check and will give a warning:

```
#include <string.h>
#include <stdlib.h>


void example(void)
{
    char *str1 = "Hello World!\n";
    char *str2 = (char *)malloc(13);
    strcpy(str2, "");
    strcat(str2, str1);
}
```

The following code example passes the check and will not give a warning about this issue:

```
#include <string.h>
#include <stdlib.h>

void example(void)
{
    char *str1 = "Hello World!\n";
    char *str2 = (char *)malloc(14);
    strcpy(str2, "");
    strcat(str2, str1);
}
```

CERT-STR31-C_e

Synopsis	Guarantee that storage for strings has sufficient space for character data and the null terminator.
Enabled by default	Yes
Severity/Certainty	High/High 
Full description	Copying data to a buffer that is not large enough to hold that data results in a buffer overflow. Buffer overflows occur frequently when manipulating strings. To prevent such errors, either limit copies through truncation or, preferably, ensure that the destination is of sufficient size to hold the character data to be copied and the null-termination character. This check is identical to LIB-strcpy-overflow-pos.
Coding standards	CERT STR31-C

Guarantee that storage for strings has sufficient space for character data and the null terminator

Code examples

The following code example fails the check and will give a warning:

```
#include <string.h>
#include <stdlib.h>

void example(void)
{
    char *str1 = "Hello World!\n";
    char *str2 = (char *)malloc(13);
    strcpy(str2, str1);
}
```

The following code example passes the check and will not give a warning about this issue:

```
#include <string.h>
#include <stdlib.h>

void example(void)
{
    char *str1 = "Hello World!\n";
    char *str2 = (char *)malloc(14);
    strcpy(str2, str1);
}
```

CERT-STR31-C_f

Synopsis

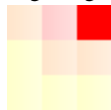
Guarantee that storage for strings has sufficient space for character data and the null terminator.

Enabled by default

Yes

Severity/Certainty

High/High



Full description

Copying data to a buffer that is not large enough to hold that data results in a buffer overflow. Buffer overflows occur frequently when manipulating strings. To prevent such errors, either limit copies through truncation or, preferably, ensure that the destination is of sufficient size to hold the character data to be copied and the null-termination character. This check is identical to LIB-strncat-overflow-pos.

Coding standards

CERT STR31-C

Guarantee that storage for strings has sufficient space for character data and the null terminator

Code examples

The following code example fails the check and will give a warning:

```
#include <string.h>
#include <stdlib.h>


void example(int d) {
    char * a = malloc(sizeof(char) * 5);
    char * b = malloc(sizeof(char) * 100);
    int c;
    if (d) {
        c = 10;
    } else {
        c = 5;
    }
    strcpy(a, "0123");
    strcpy(b, "45678901234");
    strncat(a, b, c);
}
```

The following code example passes the check and will not give a warning about this issue:

```
#include <string.h>
#include <stdlib.h>

void example(int d) {
    char * a = malloc(sizeof(char) * 5);
    char * b = malloc(sizeof(char) * 100);
    int c;
    if (d) {
        c = 2;
    } else {
        c = 3;
    }
    strcpy(a, "0123");
    strcpy(b, "45678901234");
    strncat(b, a, c);
}
```

CERT-STR31-C_g

Synopsis	Guarantee that storage for strings has sufficient space for character data and the null terminator.
Enabled by default	Yes
Severity/Certainty	High/High 
Full description	Copying data to a buffer that is not large enough to hold that data results in a buffer overflow. Buffer overflows occur frequently when manipulating strings. To prevent such errors, either limit copies through truncation or, preferably, ensure that the destination is of sufficient size to hold the character data to be copied and the null-termination character. This check is identical to LIB-strncmp-overrun-pos.
Coding standards	CERT STR31-C Guarantee that storage for strings has sufficient space for character data and the null terminator
Code examples	The following code example fails the check and will give a warning: <pre>#include <stdlib.h> #include <string.h> void example(int d) { char *a = malloc(sizeof(char) * 10); char *b = malloc(sizeof(char) * 10); int c; if (d) { c = 20; } else { c = 5; } strncpy(a, b, c); }</pre> <p>The following code example passes the check and will not give a warning about this issue:</p>



```

#include <stdlib.h>
#include <string.h>

void example(int d) {
    char *a = malloc(sizeof(char) * 10);
    char *b = malloc(sizeof(char) * 10);
    int c;
    if (d) {
        c = 8;
    } else {
        c = 5;
    }
    strcmp(a, b, c);
}

```

CERT-STR31-C_h

Synopsis	Guarantee that storage for strings has sufficient space for character data and the null terminator.
Enabled by default	Yes
Severity/Certainty	High/High 
Full description	Copying data to a buffer that is not large enough to hold that data results in a buffer overflow. Buffer overflows occur frequently when manipulating strings. To prevent such errors, either limit copies through truncation or, preferably, ensure that the destination is of sufficient size to hold the character data to be copied and the null-termination character. This check is identical to LIB-strncpy-overflow.
Coding standards	CERT STR31-C <p>Guarantee that storage for strings has sufficient space for character data and the null terminator</p>
Code examples	The following code example fails the check and will give a warning:

```
#include <string.h>
#include <stdlib.h>


void example(void)
{
    char *str1 = "Hello World!\n";
    char *str2 = (char *)malloc(13);
    strncpy(str2, str1, 14);
}
```

The following code example passes the check and will not give a warning about this issue:

```
#include <string.h>
#include <stdlib.h>

void example(void)
{
    char *str1 = "Hello World!\n";
    char *str2 = (char *)malloc(14);
    strncpy(str2, str1, 14);
}
```

CERT-STR32-C

Synopsis	Do not pass a non-null-terminated character sequence to a library function that expects a string.
Enabled by default	Yes
Severity/Certainty	High/Medium 
Full description	Many library functions accept a string or wide string argument with the constraint that the string they receive is properly null-terminated. Passing a character sequence or wide character sequence that is not null-terminated to such a function can result in accessing memory that is outside the bounds of the object. Do not pass a character sequence or wide character sequence that is not null-terminated to a library function that expects a string or wide string argument.
Coding standards	CERT STR32-C <p style="text-align: center;">Null-terminate byte strings as required</p>

Code examples

The following code example fails the check and will give a warning:

```
#include <stdio.h>

void func(void) {
    char c_str[3] = "abc";
    printf("%s\n", c_str);
}
```

The following code example passes the check and will not give a warning about this issue:

```
#include <stdio.h>

void func(void) {
    char c_str[] = "abc";
    printf("%s\n", c_str);
}
```

CERT-STR34-C

Synopsis

Cast characters to unsigned char before converting to larger integer sizes.

Enabled by default

Yes

Severity/Certainty

Medium/High



Full description

Signed character data must be converted to unsigned char before being assigned or converted to a larger signed type. This rule applies to both signed char and (plain) char characters on implementations where char is defined to have the same range, representation, and behaviors as signed char.

Coding standards

CERT STR34-C

Cast characters to unsigned char before converting to larger integer sizes

Code examples

The following code example fails the check and will give a warning:

```
#include <ctype.h>
#include <stdio.h>
#include <stdlib.h>

static int yy_string_get(void) {
    register char *c_str;
    register int c;

    /* c_str = bash_input.location.string; */
    c = EOF;

    /* If the string doesn't exist or is empty, EOF found */
    if (c_str && *c_str) {
        c = *c_str++;
        /* bash_input.location.string = c_str; */
    }
    return (c);
}
```

The following code example passes the check and will not give a warning about this issue:

```
static int yy_string_get(void) {
    register char *c_str;
    register int c;

    c_str = bash_input.location.string;
    c = EOF;

    /* If the string doesn't exist or is empty, EOF found */
    if (c_str && *c_str) {
        /* Cast to unsigned type */
        c = (unsigned char)*c_str++;

        bash_input.location.string = c_str;
    }
    return (c);
}
```

CERT-STR37-C

Synopsis

Arguments to character-handling functions must be representable as an unsigned char.

Enabled by default


Yes

Severity/Certainty	Low/Low 
Full description	<p>Some standard library character-handling functions have int-typed arguments, and the value of which shall be representable as an unsigned char or shall equal the value of the macro EOF. If the argument has any other value, the behavior is undefined.</p>
Coding standards	<p>CERT STR37-C</p> <p style="padding-left: 40px;">Arguments to character handling functions must be representable as an unsigned char</p>
Code examples	<p>The following code example fails the check and will give a warning:</p> <pre>#include <ctype.h> #include <string.h> size_t count_preceding_whitespace(const char *s) { const char *t = s; size_t length = strlen(s) + 1; while (isspace(*t) && (t - s < length)) { ++t; } return t - s; }</pre> <p>The following code example passes the check and will not give a warning about this issue:</p> <pre>#include <ctype.h> #include <string.h> size_t count_preceding_whitespace(const char *s) { const char *t = s; size_t length = strlen(s) + 1; while (isspace((unsigned char)*t) && (t - s < length)) { ++t; } return t - s; }</pre>

CERT-STR38-C

Synopsis


Do not confuse narrow and wide character strings and functions.

Enabled by default	Yes
Severity/Certainty	Low/Low 
Full description	<p>Passing narrow string arguments to wide string functions or wide string arguments to narrow string functions can lead to unexpected and undefined behavior. Scaling problems are likely because of the difference in size between wide and narrow characters. Note: This check is not part of C-STAT but detected by the IAR compiler.</p>
Coding standards	CERT STR38-C <p style="text-align: center;">Do not use wide-char functions on narrow-char strings and vice versa</p>
Code examples	<p>The following code example fails the check and will give a warning:</p> <pre>#include <stddef.h> #include <string.h> void func(void) { wchar_t wide_str1[] = L"0123456789"; wchar_t wide_str2[] = L"0000000000"; strncpy(wide_str2, wide_str1, 10); }</pre> <p>The following code example passes the check and will not give a warning about this issue:</p> <pre>#include <string.h> #include <wchar.h> void func(void) { wchar_t wide_str1[] = L"0123456789"; wchar_t wide_str2[] = L"0000000000"; /* Use of proper-width function */ wcsncpy(wide_str2, wide_str1, 10); }</pre>

SEC-BUFFER-memory-leak-alias

Synopsis


A memory leak is caused by incorrect deallocation.

Enabled by default	Yes
Severity/Certainty	High/Medium 
Full description	Memory has been allocated, then the pointer value is lost because it is reassigned or its scope ends, without a guarantee that the value will be propagated or the memory be freed. The value must be freed, returned, or passed to another function as an argument, before it is lost, on all possible execution paths. Before a pointer is reassigned or its scope ends, the memory it points to must be freed, or a new pointer must be assigned to the memory.
Coding standards	CERT MEM31-C Free dynamically allocated memory exactly once CWE 401 Improper Release of Memory Before Removing Last Reference ('Memory Leak') CWE 772 Missing Release of Resource after Effective Lifetime
Code examples	The following code example fails the check and will give a warning: <pre>#include <stdlib.h> int main(void) { int *ptr = (int *)malloc(sizeof(int)); ptr = NULL; //losing reference to the allocated memory free(ptr); return 0; }</pre> The following code example passes the check and will not give a warning about this issue:

```
#include <stdlib.h>

int main(void) {
    int *ptr = (int*)malloc(sizeof(int));
    if (rand() < 5) {
        free(ptr);
    } else {
        free(ptr);
    }
    return 0;
}
```

SEC-BUFFER-memory-leak

Synopsis	A memory leak is caused by incorrect deallocation.
Enabled by default	No
Severity/Certainty	High/Low 
Full description	Memory has been allocated, then the pointer value is lost because it is reassigned or its scope ends, without a guarantee that the value will be propagated or the memory be freed. The value must be freed, returned, or passed to another function as an argument, before it is lost, on all possible execution paths. Before a pointer is reassigned or its scope ends, the memory it points to must be freed, or a new pointer must be assigned to the memory. This check is identical to MEM-leak, MISRAC2012-Rule-22.1_a, CERT-MEM31-C.
Coding standards	CERT MEM31-C Free dynamically allocated memory exactly once CWE 401 Improper Release of Memory Before Removing Last Reference ('Memory Leak') CWE 772 Missing Release of Resource after Effective Lifetime MISRA C:2012 Rule-22.1

(Required) All resources obtained dynamically by means of Standard Library functions shall be explicitly released

Code examples

The following code example fails the check and will give a warning:

```
#include <stdlib.h>

int main(void) {
    int *ptr = (int *)malloc(sizeof(int));

    ptr = NULL; //losing reference to the allocated memory

    free(ptr);

    return 0;
}
```

The following code example passes the check and will not give a warning about this issue:

```
#include <stdlib.h>

int main(void) {
    int *ptr = (int*)malloc(sizeof(int));
    if (rand() < 5) {
        free(ptr);
    } else {
        free(ptr);
    }
    return 0;
}
```

SEC-BUFFER-memset-overflow-pos

Synopsis A call to memset might overrun the buffer.

Enabled by default No

Severity/Certainty High/Medium



Full description

A call to memset might cause a buffer overrun. If memset is called with a size exceeding the size of the allocated buffer, it will overrun. This might cause a runtime error. Make

sure that the size of the buffer passed to `memset` does not exceed the destination buffer's size. You might need to add a condition before the call to `memset`.

Coding standards

CWE 121

Stack-based Buffer Overflow

CWE 122

Heap-based Buffer Overflow

CWE 119

Improper Restriction of Operations within the Bounds of a Memory Buffer

Code examples

The following code example fails the check and will give a warning:

```
#include <stdlib.h>


void example(int b) {
    char *a = malloc(sizeof(char) * 20);
    int c;
    if (b) {
        c = 21;
    } else {
        c = 5;
    }
    memset(a, 'a', c);
}
```

The following code example passes the check and will not give a warning about this issue:


```
#include <stdlib.h>

void example(int b) {
    char *a = malloc(sizeof(char) * 20);
    int c;
    if (b) {
        c = 20;
    } else {
        c = 5;
    }
    memset(a, 'a', c);
}
```

SEC-BUFFER-memset-overflow

Synopsis	A call to memset overruns the buffer.
Enabled by default	Yes
Severity/Certainty	High/Medium 
Full description	A buffer overrun is caused by a call to memset. If memset is called with a size exceeding the size of the allocated buffer, it will overrun. This might cause a runtime error. Make sure that the size of the buffer passed to memset does not exceed the destination buffer's size. You might need to add a condition before the call to memset.
Coding standards	CWE 121 Stack-based Buffer Overflow CWE 122 Heap-based Buffer Overflow CWE 119 Improper Restriction of Operations within the Bounds of a Memory Buffer
Code examples	The following code example fails the check and will give a warning: <pre>#include <stdlib.h> void example(void) { char *a = malloc(sizeof(char) * 20); memset(a, 'a', 21); }</pre> The following code example passes the check and will not give a warning about this issue: <pre>#include <stdlib.h> void example(void) { char *a = malloc(sizeof(char) * 20); memset(a, 'a', 10); }</pre>

SEC-BUFFER-qsort-overflow-pos

Synopsis	Arguments passed to qsort might cause it to overrun.
Enabled by default	No
Severity/Certainty	High/Medium 
Full description	A call to qsort might cause a buffer overrun. An overrun might be caused by passing a buffer length that exceeds that of the buffer passed to either function, as their first argument. Make sure that a correct buffer length and size is passed to qsort. The call to qsort might need to be preceded with a comparison of the buffer length and element size.
Coding standards	CWE 122 Heap-based Buffer Overflow CWE 121 Stack-based Buffer Overflow CWE 119 Improper Restriction of Operations within the Bounds of a Memory Buffer
Code examples	The following code example fails the check and will give a warning: <pre>#include <stdlib.h> #include <stdio.h> int cmp(const void *a, const void *b) { return a == b; } void example(int b) { int *a = malloc(sizeof(int) * 10); int c; if (b) { c = 3; } else { c = 20; } qsort(a, c, sizeof(int), &cmp); }</pre>


The following code example passes the check and will not give a warning about this issue:

```
#include <stdlib.h>
#include <stdio.h>

int cmp(const void *a, const void *b) {
    return a == b;
}

void example(int b) {
    int *a = malloc(sizeof(int) * 10);
    int c;
    if (b) {
        c = 3;
    } else {
        c = 2;
    }
    qsort(a, c, sizeof(int), &cmp);
}
```

SEC-BUFFER-qsort-overrun

Synopsis	Arguments passed to qsort cause it to overrun.
Enabled by default	Yes
Severity/Certainty	High/Medium 
Full description	A buffer overrun is caused by a call to qsort. An overrun is caused by passing a buffer length that exceeds that of the buffer passed to either function, as their first argument. Make sure that a correct buffer length and size is passed to qsort. The call to qsort might need to be preceded with a comparison of the buffer length and element size.
Coding standards	CWE 122 Heap-based Buffer Overflow CWE 121 Stack-based Buffer Overflow CWE 119

Improper Restriction of Operations within the Bounds of a Memory Buffer

Code examples

The following code example fails the check and will give a warning:

```
#include <stdlib.h>
#include <stdio.h>

int cmp(const void *a, const void *b) {
    return a == b;
}

void example(void) {
    int *a = malloc(sizeof(int) * 10);
    qsort(a, 11, sizeof(int), &cmp);
}
```

The following code example passes the check and will not give a warning about this issue:

```
#include <stdlib.h>
#include <stdio.h>

int cmp(const void *a, const void *b) {
    return a == b;
}

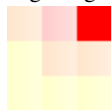
void example(void) {
    int *a = malloc(sizeof(int) * 10);
    qsort(a, 3, sizeof(int), &cmp);
}
```

SEC-BUFFER-sprintf-overflow

Synopsis A call to the sprintf function will overrun the target buffer.

Enabled by default Yes

Severity/Certainty High/High



Full description A call to the sprintf function will overrun the target buffer. Consider using a function that allows you to set the buffer length, such as snprintf. Alternatively, you might be able

to compare the lengths of the source and destination buffer before calling `sprintf`. This check is identical to `LIB-sprintf-overrun`.

Coding standards

CERT STR31-C

Guarantee that storage for strings has sufficient space for character data and the null terminator

CWE 119

Improper Restriction of Operations within the Bounds of a Memory Buffer

CWE 120

Buffer Copy without Checking Size of Input ('Classic Buffer Overflow')

CWE 121

Stack-based Buffer Overflow

Code examples

The following code example fails the check and will give a warning:

```
char buf[5];

void example(void) {
    sprintf(buf, "Hello World!\n");
}
```

The following code example passes the check and will not give a warning about this issue:

```
char buf[14];

void example(void) {
    sprintf(buf, "Hello World!\n");
}
```

SEC-BUFFER-std-sort-overrun-pos (C++ only)

Synopsis


Use of `std::sort` might cause a buffer overrun.

Enabled by default

No

Severity/Certainty

High/Medium



Full description	<p>std::sort can take a pointer to an array and a pointer to the end of the array as arguments. However, if the pointers do not point into the same array, or if the end pointer is so far away that some elements outside the array are included, a buffer overrun might occur. Ensure that both pointers passed to std::sort point within the same buffer.</p>
Coding standards	<p>CWE 122 Heap-based Buffer Overflow</p> <p>CWE 121 Stack-based Buffer Overflow</p> <p>CWE 119 Improper Restriction of Operations within the Bounds of a Memory Buffer</p>
Code examples	<p>The following code example fails the check and will give a warning:</p> <pre>#include <algorithm> void example(void) { int a[10] = {0,1,2,3,4,5,6,7,8,9}; std::sort(a, a+11); }</pre> <p>The following code example passes the check and will not give a warning about this issue:</p> <pre>#include <algorithm> void example(void) { int a[10] = {0,1,2,3,4,5,6,7,8,9}; std::sort(a, a+5); }</pre>

SEC-BUFFER-std-sort-overrun (C++ only)


Synopsis	A buffer overrun is caused by use of std::sort.
Enabled by default	Yes
Severity/Certainty	High/Medium



Full description	std::sort can take a pointer to an array and a pointer to the end of the array as arguments. However, if the pointers do not point into the same array, or if the end pointer is so far away that some elements outside the array are included, a buffer overrun might occur. Ensure that both pointers passed to std::sort point within the same buffer.
Coding standards	CWE 122 Heap-based Buffer Overflow CWE 121 Stack-based Buffer Overflow CWE 119 Improper Restriction of Operations within the Bounds of a Memory Buffer
Code examples	The following code example fails the check and will give a warning: <pre>#include <algorithm> void example(void) { int a[10] = {0,1,2,3,4,5,6,7,8,9}; std::sort(a, a+11); }</pre> The following code example passes the check and will not give a warning about this issue: <pre>#include <algorithm> void example(void) { int a[10] = {0,1,2,3,4,5,6,7,8,9}; std::sort(a, a+5); }</pre>

SEC-BUFFER-strcat-overrun-pos

Synopsis	A call to the strcat function might overrun the target buffer.
Enabled by default	No
Severity/Certainty	High/Medium



Full description	<p>A call to the <code>strcat</code> function might overrun the target buffer. <code>strcat</code> appends to the target the contents of the source string up until a null character. If the length of the source buffer is longer than the amount allocated in the destination buffer, a buffer overflow occurs. Alternatively, if the source string is not null terminated, <code>strcat</code> could read past the intended bytes and overflow the destination buffer. If possible, use <code>strncat</code> instead of <code>strcat</code> to set an upper bound on the number of bytes to append. You should also try to check the length of source and destination buffer before calling <code>strcat</code>.</p>
Coding standards	<p>CERT STR31-C</p> <p style="padding-left: 40px;">Guarantee that storage for strings has sufficient space for character data and the null terminator</p> <p>CWE 119</p> <p style="padding-left: 40px;">Improper Restriction of Operations within the Bounds of a Memory Buffer</p> <p>CWE 120</p> <p style="padding-left: 40px;">Buffer Copy without Checking Size of Input ('Classic Buffer Overflow')</p> <p>CWE 121</p> <p style="padding-left: 40px;">Stack-based Buffer Overflow</p>
Code examples	<p>The following code example fails the check and will give a warning:</p> <pre>#include <string.h> #include <stdlib.h> void example(void) { char *str1 = "Hello World!\n"; char *str2 = (char *)malloc(13); strcpy(str2, ""); strcat(str2, str1); }</pre> <p>The following code example passes the check and will not give a warning about this issue:</p>


```

#include <string.h>
#include <stdlib.h>

void example(void)
{
    char *str1 = "Hello World!\n";
    char *str2 = (char *)malloc(14);
    strcpy(str2, "");
    strcat(str2, str1);
}

```

SEC-BUFFER-strcat-overrun

Synopsis	A call to the strcat function will overrun the target buffer.
Enabled by default	Yes
Severity/Certainty	High/High 
Full description	A call to the strcat function will overrun the target buffer. strcat appends to the target the contents of the source string up until a null character. If the length of the source buffer is longer than the amount allocated in the destination buffer, a buffer overflow occurs. Alternatively, if the source string is not null terminated, strcat could read past the intended bytes and overflow the destination buffer. If possible, use strncpy instead of strcat to set an upper bound on the number of bytes to append. You should also try to check the length of source and destination buffer before calling strcat.
Coding standards	CERT STR31-C Guarantee that storage for strings has sufficient space for character data and the null terminator CWE 119 Improper Restriction of Operations within the Bounds of a Memory Buffer CWE 120 Buffer Copy without Checking Size of Input ('Classic Buffer Overflow') CWE 121 Stack-based Buffer Overflow

Code examples

The following code example fails the check and will give a warning:

```
#include <string.h>
#include <stdlib.h>

void example(void)
{
    char *str1 = "Hello World!\n";
    char *str2 = (char *)malloc(13);
    strcpy(str2, "");
    strcat(str2, str1);
}
```

The following code example passes the check and will not give a warning about this issue:

```
#include <string.h>
#include <stdlib.h>

void example(void)
{
    char *str1 = "Hello World!\n";
    char *str2 = (char *)malloc(14);
    strcpy(str2, "");
    strcat(str2, str1);
}
```

SEC-BUFFER-strcpy-overflow-pos

Synopsis A call to the strcpy function might overrun the target buffer.

Enabled by default No

Severity/Certainty High/Medium



Full description

A call to the strcpy function might overrun the target buffer. strcpy will copy the contents of the source string, up until the null character. If the length of the source string exceeds the intended destination, a buffer overflow occurs which might overwrite memory you did not intend to. Alternatively, if the null character is not present, strcpy might continue past the intended end of the string and read unintended memory into the buffer. If possible, use strncpy to set an upper limit on the number of bytes copied into the destination buffer. The number of bytes should be the length of the destination

buffer. Alternatively, you might be able to check the length of both the source and destination buffers before calling `strcpy`.

Coding standards

CERT STR31-C

Guarantee that storage for strings has sufficient space for character data and the null terminator

CWE 119

Improper Restriction of Operations within the Bounds of a Memory Buffer

CWE 120

Buffer Copy without Checking Size of Input ('Classic Buffer Overflow')

CWE 121

Stack-based Buffer Overflow

CWE 122

Heap-based Buffer Overflow

CWE 124

Buffer Underwrite ('Buffer Underflow')

CWE 126

Buffer Over-read

CWE 127

Buffer Under-read

Code examples

The following code example fails the check and will give a warning:

```
#include <string.h>
#include <stdlib.h>


void example(void)
{
    char *str1 = "Hello World!\n";
    char *str2 = (char *)malloc(13);
    strcpy(str2, str1);
}
```

The following code example passes the check and will not give a warning about this issue:

```
#include <string.h>
#include <stdlib.h>

void example(void)
{
    char *str1 = "Hello World!\n";
    char *str2 = (char *)malloc(14);
    strcpy(str2, str1);
}
```

SEC-BUFFER-strcpy-overrun

Synopsis	A call to the strcpy function will overrun the target buffer.
Enabled by default	Yes
Severity/Certainty	High/High 
Full description	A call to the strcpy function will overrun the target buffer. strcpy will copy the contents of the source string, up until the null character. If the length of the source string exceeds the intended destination, a buffer overflow occurs which might overwrite memory you did not intend to. Alternatively, if the null character is not present, strcpy might continue past the intended end of the string and read unintended memory into the buffer. If possible, use strncpy to set an upper limit on the number of bytes copied into the destination buffer. The number of bytes should be the length of the destination buffer. Alternatively, you might be able to check the length of both the source and destination buffers before calling strcpy.
Coding standards	CERT STR31-C <p style="margin-left: 40px;">Guarantee that storage for strings has sufficient space for character data and the null terminator</p> CWE 119 <p style="margin-left: 40px;">Improper Restriction of Operations within the Bounds of a Memory Buffer</p> CWE 120 <p style="margin-left: 40px;">Buffer Copy without Checking Size of Input ('Classic Buffer Overflow')</p> CWE 121

Stack-based Buffer Overflow

CWE 122

Heap-based Buffer Overflow

CWE 124

Buffer Underwrite ('Buffer Underflow')

CWE 126

Buffer Over-read

CWE 127

Buffer Under-read

Code examples

The following code example fails the check and will give a warning:

```
#include <string.h>
#include <stdlib.h>

void example(void)
{
    char *str1 = "Hello World!\n";
    char *str2 = (char *)malloc(13);
    strcpy(str2, str1);
}
```

The following code example passes the check and will not give a warning about this issue:

```
#include <string.h>
#include <stdlib.h>

void example(void)
{
    char *str1 = "Hello World!\n";
    char *str2 = (char *)malloc(14);
    strcpy(str2, str1);
}
```

SEC-BUFFER-strncat-overflow-pos

Synopsis

A buffer overrun might be caused by a call to strncat.

Enabled by default

No

Severity/Certainty

High/Medium



Full description

Calling `strncat` with a destination buffer that is too small causes a buffer overrun. `strncat` takes a destination buffer as its first argument. If the remaining space of this buffer is smaller than the number of characters to be appended, as determined by the position of the null terminator in the source buffer or the size passed as the third argument to `strncat`, then an overflow might occur resulting in undefined behavior and potential runtime errors. Make sure that the length passed to `strncat` is correct. You might need to perform an comparison before calling `strncat`.

Coding standards

CWE 119

Improper Restriction of Operations within the Bounds of a Memory Buffer

CWE 121

Stack-based Buffer Overflow

CWE 122

Heap-based Buffer Overflow

Code examples

The following code example fails the check and will give a warning:

```
#include <string.h>
#include <stdlib.h>

void example(int d) {
    char * a = malloc(sizeof(char) * 5);
    char * b = malloc(sizeof(char) * 100);
    int c;
    if (d) {
        c = 10;
    } else {
        c = 5;
    }
    strcpy(a, "0123");
    strcpy(b, "45678901234");
    strncat(a, b, c);
}
```

The following code example passes the check and will not give a warning about this issue:



```

#include <string.h>
#include <stdlib.h>

void example(int d) {
    char * a = malloc(sizeof(char) * 5);
    char * b = malloc(sizeof(char) * 100);
    int c;
    if (d) {
        c = 2;
    } else {
        c = 3;
    }
    strcpy(a, "0123");
    strcpy(b, "45678901234");
    strncat(b, a, c);
}

```

SEC-BUFFER-strncat-overflow

Synopsis	A call to strncat causes a buffer overrun.
Enabled by default	Yes
Severity/Certainty	High/Medium 
Full description	Calling strncat with a destination buffer that is too small will cause a buffer overrun. strncat takes a destination buffer as its first argument. If the remaining space of this buffer is smaller than the number of characters to be appended, as determined by the position of the null terminator in the source buffer or the size passed as the third argument to strncat, then an overflow might occur resulting in undefined behavior and potential runtime errors. Make sure that the length passed to strncat is correct. You might need to perform an comparison before calling strncat.
Coding standards	CWE 119 Improper Restriction of Operations within the Bounds of a Memory Buffer CWE 121 Stack-based Buffer Overflow CWE 122

Heap-based Buffer Overflow

Code examples

The following code example fails the check and will give a warning:

```
#include <string.h>
#include <stdlib.h>

void example(void) {
    char * a = malloc(sizeof(char)*9);
    strcpy(a, "hello");
    strncat(a, "world", 6);
}
```

The following code example passes the check and will not give a warning about this issue:

```
#include <string.h>
#include <stdlib.h>

void example(void) {
    char * a = malloc(sizeof(char)*11);
    strcpy(a, "hello");
    strncat(a, "world", 6);
}
```

SEC-BUFFER-strncmp-overflow-pos

Synopsis A call to strncmp might cause a buffer overrun.

Enabled by default No

Severity/Certainty High/Medium



Full description Passing an incorrect string length to strncmp might cause a buffer overrun. Strncmp limits the number of characters it compares to the number of characters passed as its third argument, to prevent buffer overruns with non-null terminated strings. However, if the number of characters passed exceeds the length of the two strings, and none of these strings is null terminated, then it will overrun. Make sure the length passed to strncmp is correct. You might need to perform an comparison before calling strncmp.

Coding standards CWE 119

Improper Restriction of Operations within the Bounds of a Memory Buffer

CWE 121

Stack-based Buffer Overflow

CWE 122

Heap-based Buffer Overflow

Code examples

The following code example fails the check and will give a warning:

```
#include <stdlib.h>
#include <string.h>

void example(int d) {
    char *a = malloc(sizeof(char) * 10);
    char *b = malloc(sizeof(char) * 10);
    int c;
    if (d) {
        c = 20;
    } else {
        c = 5;
    }
    strncpy(a, b, c);
}
```

The following code example passes the check and will not give a warning about this issue:


```
#include <stdlib.h>
#include <string.h>

void example(int d) {
    char *a = malloc(sizeof(char) * 10);
    char *b = malloc(sizeof(char) * 10);
    int c;
    if (d) {
        c = 8;
    } else {
        c = 5;
    }
    strncpy(a, b, c);
}
```

SEC-BUFFER-strncmp-overflow

Synopsis

A buffer overrun is caused by a call to `strncpy`.

Enabled by default	Yes
Severity/Certainty	High/Medium 
Full description	A buffer overrun is caused by passing an incorrect string length to <code>strncmp</code> . <code>Strncmp</code> limits the number of characters it compares to the number of characters passed as its third argument, to prevent buffer overruns with non-null terminated strings. However, if the number of characters passed exceeds the length of the two strings, and none of these strings is null terminated, then it will overrun. Make sure the length passed to <code>strncmp</code> is correct. You might need to perform an comparison before calling <code>strncmp</code> .
Coding standards	This check does not correspond to any coding standard rules.

Code examples The following code example fails the check and will give a warning:

```
#include <stdlib.h>
#include <string.h>

void example(void) {
    char *a = malloc(sizeof(char) * 10);
    char *b = malloc(sizeof(char) * 10);
    strncmp(a, b, 20);
}
```


The following code example passes the check and will not give a warning about this issue:

```
#include <stdlib.h>
#include <string.h>

void example(void) {
    char *a = malloc(sizeof(char) * 10);
    char *b = malloc(sizeof(char) * 10);
    strncmp(a, b, 5);
}
```

SEC-BUFFER-strncpy-overrun-pos

Synopsis The target buffer might be overrun by a call to the `strncpy` function.

Enabled by default	No
Severity/Certainty	Medium/Medium 
Full description	<p>The target buffer might be overrun by a call to the <code>strncpy</code> function. If the supplied buffer length exceeds the actual length of the destination buffer, <code>strncpy</code> might write past the bounds of the destination buffer. Make sure the length passed to <code>strncpy</code> is correct. You might need to perform a comparison before calling <code>strncpy</code>.</p>
Coding standards	<p>CERT STR31-C</p> <p style="padding-left: 40px;">Guarantee that storage for strings has sufficient space for character data and the null terminator</p> <p>CWE 119</p> <p style="padding-left: 40px;">Improper Restriction of Operations within the Bounds of a Memory Buffer</p> <p>CWE 120</p> <p style="padding-left: 40px;">Buffer Copy without Checking Size of Input ('Classic Buffer Overflow')</p> <p>CWE 121</p> <p style="padding-left: 40px;">Stack-based Buffer Overflow</p> <p>CWE 122</p> <p style="padding-left: 40px;">Heap-based Buffer Overflow</p> <p>CWE 124</p> <p style="padding-left: 40px;">Buffer Underwrite ('Buffer Underflow')</p> <p>CWE 126</p> <p style="padding-left: 40px;">Buffer Over-read</p> <p>CWE 127</p> <p style="padding-left: 40px;">Buffer Under-read</p> <p>CWE 805</p> <p style="padding-left: 40px;">Buffer Access with Incorrect Length Value</p>
Code examples	<p>The following code example fails the check and will give a warning:</p>

```
#include <string.h>
#include <stdlib.h>


void example(void)
{
    char *str1 = "Hello World!\n";
    char *str2 = (char *)malloc(13);
    strncpy(str2, str1, 14);
}
```

The following code example passes the check and will not give a warning about this issue:

```
#include <string.h>
#include <stdlib.h>

void example(void)
{
    char *str1 = "Hello World!\n";
    char *str2 = (char *)malloc(14);
    strncpy(str2, str1, 14);
}
```

SEC-BUFFER-strncpy-overflow

Synopsis	A call to the strncpy function will overrun the target buffer.
Enabled by default	Yes
Severity/Certainty	High/High 
Full description	A call to the strncpy function will overrun the target buffer. If the supplied buffer length exceeds the actual length of the destination buffer, strncpy might write past the bounds of the destination buffer. Make sure the length passed to strncpy is correct. You might need to perform a comparison before calling strncpy.
Coding standards	CERT STR31-C <p style="text-align: center;">Guarantee that storage for strings has sufficient space for character data and the null terminator</p> CWE 119

Improper Restriction of Operations within the Bounds of a Memory Buffer

CWE 120

Buffer Copy without Checking Size of Input ('Classic Buffer Overflow')

CWE 121

Stack-based Buffer Overflow

CWE 122

Heap-based Buffer Overflow

CWE 124

Buffer Underwrite ('Buffer Underflow')

CWE 126

Buffer Over-read

CWE 127

Buffer Under-read

CWE 805

Buffer Access with Incorrect Length Value

Code examples

The following code example fails the check and will give a warning:

```
#include <string.h>
#include <stdlib.h>


void example(void)
{
    char *str1 = "Hello World!\n";
    char *str2 = (char *)malloc(13);
    strncpy(str2, str1, 14);
}
```

The following code example passes the check and will not give a warning about this issue:

```
#include <string.h>
#include <stdlib.h>

void example(void)
{
    char *str1 = "Hello World!\n";
    char *str2 = (char *)malloc(14);
    strncpy(str2, str1, 14);
}
```

SEC-BUFFER-tainted-alloc-size

Synopsis	A user is able to control the amount of memory used in an allocation.
Enabled by default	Yes
Severity/Certainty	High/Medium 
Full description	The size of an allocation is derived from user input. User input should be bounds-checked before it is used as an argument to a memory allocation function. If the size being passed to an allocation function is not checked properly, an attacker might cause an application crash via an out-of-memory condition, or cause the application to consume large amounts of memory on a system. Any size derived from user input that is passed to an allocation function should be checked to make sure it is not too large.
Coding standards	CERT INT04-C Enforce limits on integer values originating from untrusted sources CWE 789 Uncontrolled Memory Allocation CWE 770 Allocation of Resources Without Limits or Throttling CWE 20 Improper Input Validation
Code examples	The following code example fails the check and will give a warning:


```
#include <stdio.h>
#include <string.h>


int main(char* argc, char** argv) {
    int num;
    char buffer[50];
    char *other_string = "Hello World!";
    gets(buffer);
    sscanf(buffer, "%d", &num);
    if (num > 100) return -1;
    char *string = (char *)malloc(num);
    strcpy(string, other_string);
}
```

The following code example passes the check and will not give a warning about this issue:

```
#include <stdio.h>
#include <string.h>

int main(char* argc, char** argv) {
    int num;
    char buffer[50];
    char *other_string = "Hello World!";
    gets(buffer);
    sscanf(buffer, "%d", &num);
    if (num < strlen(other_string) || num > 100) return -1;
    char *string = (char *)malloc(num);
    strcpy(string, other_string);
}
```

SEC-BUFFER-tainted-copy-length

Synopsis	A tainted value is used as the size of the memory copied from one buffer to another.
Enabled by default	Yes
Severity/Certainty	High/Medium 
Full description	A value derived from user input is used as the size of the memory when contents is copied from one buffer to another. An attacker could supply a value that causes a buffer overrun, which might expose sensitive data stored in memory or cause an application

crash. Buffer sizes taken from user input should be properly bounds-tested before they are used.

Coding standards

CERT INT04-C

Enforce limits on integer values originating from untrusted sources

CWE 126

Buffer Over-read

CWE 120

Buffer Copy without Checking Size of Input ('Classic Buffer Overflow')

Code examples

The following code example fails the check and will give a warning:

```
#include <stdio.h>

int main(int argc, char **argv) {
    char dest[50], src[50];
    int size = getchar();
    int size2 = 10;
    int size3 = 20;
    int size4 = 30;
    int i;
    for (i = 0; i < 4; i++) {
        memcpy(dest, src, size4);
        size4 = size3;
        size3 = size2;
        size2 = size;
    }
}
```

The following code example passes the check and will not give a warning about this issue:


```

#include <stdio.h>

int main(int argc, char **argv) {
    char dest[50], src[50];
    int size = getchar();
    int size2 = 10;
    int size3 = 20;
    int size4 = 30;
    int i;
    for (i = 0; i < 4; i++) {
        if (size4 >= 0 && size4 <= 50)
            memcpy(dest, src, size4);
        size4 = size3;
        size3 = size2;
        size2 = size;
    }
}

```

SEC-BUFFER-tainted-copy

Synopsis	User input is copied into a buffer.
Enabled by default	Yes
Severity/Certainty	High/Medium 
Full description	An unbounded copying function is used to copy the contents of a buffer that contains user input, into another buffer. If the length of the user input is not checked before it is copied, an attacker could input data longer than the intended destination. This data could overwrite other values stored in memory, causing unexpected (and potentially dangerous) behavior and could lead to arbitrary code execution. The length of user input should be checked before it is used in an unbounded copy function, or such functions should be avoided altogether.
Coding standards	CWE 120 Buffer Copy without Checking Size of Input ('Classic Buffer Overflow') CWE 119 Improper Restriction of Operations within the Bounds of a Memory Buffer

Code examples

The following code example fails the check and will give a warning:

```
#include <string.h>
#include <stdio.h>
#include <stdlib.h>

int main(int argc, char **argv) {
    char passwd[10];
    char *input = getenv("PASSWORD");
    int accept;

    strcpy(passwd, input);

    if (accept)
        printf("Login Successful\n");
    else
        printf("Unsuccessful Login\n");
}
```

The following code example passes the check and will not give a warning about this issue:

```
#include <string.h>
#include <stdio.h>


int main(int argc, char **argv) {
    char passwd[10];
    int accept;

    if (strlen(argv[1]) < 10)
        strcpy(passwd, argv[1]);

    if (accept)
        printf("Login Successful\n");
    else
        printf("Unsuccessful Login\n");
}
```

SEC-BUFFER-tainted-index


Synopsis	An array is accessed with an index derived from user input.
Enabled by default	Yes

Severity/Certainty	High/Medium 
Full description	An array is accessed with an index that is unchecked and derived from user input. An attacker could create input that might cause a buffer overrun. Such an attack might cause an application crash, corruption of data, or exposure of sensitive information in memory. All input from users should be bounds-checked before it is used to access an array.
Coding standards	CERT INT04-C <p style="padding-left: 40px;">Enforce limits on integer values originating from untrusted sources</p> CWE 129 <p style="padding-left: 40px;">Improper Validation of Array Index</p> CWE 126 <p style="padding-left: 40px;">Buffer Over-read</p>
Code examples	The following code example fails the check and will give a warning: <pre>#include <stdio.h> #include <string.h> int *main(int argc, char *argv[]) { int *options[10]; char buffer[1024]; int index, success, socket; success = recv(socket, buffer, sizeof(buffer) - 1, 0); if (!success) return 0; sscanf(buffer, "%d", &index); return options[index]; /* Index could be any integer */ }</pre> <p>The following code example passes the check and will not give a warning about this issue:</p>

```
#include <stdio.h>
#include <string.h>

int *main(int argc, char *argv[]) {
    int *options[10];
    char buffer[1024];
    int index, success, socket;
    success = recv(socket, buffer, sizeof(buffer) - 1, 0);
    if (!success) return 0;
    sscanf(buffer, "%d", &index);
    if (index >= 0 && index < 10)
        return options[index]; /* Index is between 0 and 9 */
}
```

SEC-BUFFER-tainted-offset

Synopsis	A user-controlled variable is used as an offset to a pointer without proper bounds checking.
Enabled by default	Yes
Severity/Certainty	High/Medium 
Full description	In an arithmetic operation involving a pointer, a variable is used that is under user control. Without checking the bounds of this variable, an attacker could send a value to the application that might cause a buffer overrun, corruption of data, or exposure of sensitive information stored in memory. The bounds of all tainted variables must be properly checked before used in pointer arithmetic.
Coding standards	This check does not correspond to any coding standard rules.
Code examples	The following code example fails the check and will give a warning:

```
#include <stdio.h>
#include <stdlib.h>


void example(int *p) {
    int a = atoi(getenv("TEST"));
    p + a;
}
```

The following code example passes the check and will not give a warning about this issue:

```
#include <stdio.h>
#include <stdlib.h>

void example(int *p) {
    int a = atoi(getenv("TEST"));
    if (a > 0 && a < 10)
        p + a;
}
```

SEC-BUFFER-use-after-free-all

Synopsis	A pointer is used after it has been freed, on all execution paths.
Enabled by default	Yes
Severity/Certainty	High/High 
Full description	Memory is being accessed after it has been deallocated. The application might seem to work, but the operation is illegal. This will probably cause an application crash, or the program might continue operating with erroneous or corrupt data. A pointer should be assigned to a different and valid memory location (either by aliasing another pointer, or by performing another allocation) before being used. This check is identical to MISRAC2012-Dir-4.13_d, MISRAC2012-Rule-1.3_o, CERT-MEM30-C_a, MEM-use-free-all.
Coding standards	CERT MEM30-C Do not access freed memory CWE 416

Use After Free

MISRA C:2012 Dir-4.13

(Advisory) Functions which are designed to provide operations on a resource should be called in an appropriate sequence

MISRA C:2012 Rule-1.3

(Required) There shall be no occurrence of undefined or critical unspecified behaviour

Code examples

The following code example fails the check and will give a warning:

```
#include <stdlib.h>

void example(void) {
    int *x;
    x = (int *)malloc(sizeof(int));
    free(x);
    *x++; //x is dereferenced after it is freed
}
```

The following code example passes the check and will not give a warning about this issue:

```
#include <stdlib.h>

void example(void) {
    int *x;
    x = (int *)malloc(sizeof(int));
    free(x);
    x = (int *)malloc(sizeof(int));
    *x++; //OK - x is reallocated
}
```

SEC-BUFFER-use-after-free-some

Synopsis

A pointer is used after it has been freed, on some execution paths.

Enabled by default

Yes

Severity/Certainty

High/Low




Full description	<p>A pointer is used after it has been freed, on some execution paths. This might cause data corruption or an application crash. A pointer should be assigned to a different and valid memory location (either by aliasing another pointer, or by performing another allocation) before being used. This check is identical to MEM-use-free-some, MISRAC2012-Dir-4.13_e, MISRAC2012-Rule-1.3_p, CERT-MEM30-C_b.</p>
Coding standards	<p>CERT MEM30-C</p> <p style="padding-left: 40px;">Do not access freed memory</p> <p>CWE 416</p> <p style="padding-left: 40px;">Use After Free</p> <p>MISRA C:2012 Dir-4.13</p> <p style="padding-left: 40px;">(Advisory) Functions which are designed to provide operations on a resource should be called in an appropriate sequence</p> <p>MISRA C:2012 Rule-1.3</p> <p style="padding-left: 40px;">(Required) There shall be no occurrence of undefined or critical unspecified behaviour</p>
Code examples	<p>The following code example fails the check and will give a warning:</p> <pre>#include <stdlib.h> void example(void) { int *x; x = (int *)malloc(sizeof(int)); free(x); if (rand()) { x = (int *)malloc(sizeof(int)); } else { /* x not reallocated along this path */ } (*x)++; }</pre> <p>The following code example passes the check and will not give a warning about this issue:</p>

```
#include <stdlib.h>

void example(void) {
    int *x;
    x = (int *)malloc(sizeof(int));
    free(x);
    x = (int *)malloc(sizeof(int));
    *x++;
}
```

SEC-DIV-0-compare-after

Synopsis	After a successful comparison with 0, a variable is used as a divisor.
Enabled by default	Yes
Severity/Certainty	Medium/High 
Full description	A variable is compared to 0, then used as a divisor before being written to. The comparison implies that the variable's value is 0 for all following statements. Using it as a divisor afterwards causes a 'divide by zero' runtime error. This check is identical to ATH-div-0-cmp-aft, MISRAC2004-1.2_e, MISRAC2012-Rule-1.3_c, CERT-INT33-C_b.
Coding standards	CERT INT33-C <p style="margin-left: 40px;">Ensure that division and modulo operations do not result in divide-by-zero errors</p> CWE 369 <p style="margin-left: 40px;">Divide By Zero</p> MISRA C:2004 1.2 <p style="margin-left: 40px;">(Required) No reliance shall be placed on undefined or unspecified behavior.</p> MISRA C:2012 Rule-1.3 <p style="margin-left: 40px;">(Required) There shall be no occurrence of undefined or critical unspecified behaviour</p>
Code examples	The following code example fails the check and will give a warning:

```
#include <stdlib.h>
int foo(void)
{
    int a = 20;
    int p = rand();

    if (p == 0) /* p is 0 */
        a = 34 / p;

    return a;
}
```

The following code example passes the check and will not give a warning about this issue:

```
#include <stdlib.h>
int foo(void)
{
    int a = 20;
    int p = rand();

    if (p != 0) /* p is not 0 */
        a = 34 / p;

    return a;
}
```

SEC-DIV-0-compare-before

Synopsis A variable is first used as a divisor, then compared with 0.

Enabled by default Yes

Severity/Certainty Low/High




Full description A variable is compared to 0 after it is used as a divisor, but before it is written to again. The comparison implies that the variable's value might be 0, and might have been for the preceding statements. Because one of these statements is an operation that uses the variable as a divisor (which would cause a 'divide by zero' runtime error), the execution can never reach the comparison when the value is 0, making it meaningless. This check is identical to ATH-div-0-cmp-bef, MISRAC2004-1.2_f, MISRAC2012-Rule-1.3_d, CERT-INT33-C_c.

Coding standards	<p>CERT INT33-C</p> <p>Ensure that division and modulo operations do not result in divide-by-zero errors</p> <p>CWE 369</p> <p>Divide By Zero</p> <p>MISRA C:2004 1.2</p> <p>(Required) No reliance shall be placed on undefined or unspecified behavior.</p> <p>MISRA C:2012 Rule-1.3</p> <p>(Required) There shall be no occurrence of undefined or critical unspecified behaviour</p>
------------------	--


Code examples	<p>The following code example fails the check and will give a warning:</p> <pre>int foo(int p) { int a = 20, b = 1; b = a / p; if (p == 0) // Checking the value of 'p' too late. return 0; return b; }</pre> <p>The following code example passes the check and will not give a warning about this issue:</p> <pre>int foo(int p) { int a = 20, b; if (p == 0) return 0; b = a / p; /* Here 'p' is non-zero. */ return b; }</pre>
---------------	---

SEC-DIV-0-tainted

Synopsis	User input is used as a divisor without validation.
Enabled by default	Yes


Severity/Certainty	High/Medium 
Full description	User input is used as a divisor without first checking that it is within a range. This means that an attacker can send a value that might trigger a division by zero error, for example as part of a denial of service attack.
Coding standards	CWE 369 Divide By Zero
Code examples	The following code example fails the check and will give a warning: <pre>int main(int argc, char **argv) { return 10 / argc; }</pre> <p>The following code example passes the check and will not give a warning about this issue:</p> <pre>int main(int argc, char **argv) { if (argc > 0 && argc < 10) return 10 / argc; else return 1; }</pre>

SEC-FILEOP-open-no-close

Synopsis	All file pointers obtained dynamically by means of Standard Library functions must be explicitly released.
Enabled by default	Yes
Severity/Certainty	High/Medium 
Full description	If file pointers are not explicitly released, a failure might occur caused by exhaustion of the resources. Release file pointers as soon as possible to reduce the risk of exhaustion. Make sure that files are closed on all execution paths in a function. This check is

	<p>identical to MISRAC2012-Dir-4.13_c, MISRAC2012-Rule-22.1_b, RESOURCE-file-no-close-all, CERT-FIO42-C_a.</p>
Coding standards	<p>CERT FIO42-C</p> <p>Ensure files are properly closed when they are no longer needed</p> <p>CWE 404</p> <p>Improper Resource Shutdown or Release</p> <p>MISRA C:2012 Rule-22.1</p> <p>(Required) All resources obtained dynamically by means of Standard Library functions shall be explicitly released</p>
Code examples	<p>The following code example fails the check and will give a warning:</p> <pre>#include <stdio.h> void example(void) { FILE *fp = fopen("test.txt", "c"); }</pre> <p>The following code example passes the check and will not give a warning about this issue:</p> <pre>#include <stdio.h> void example(void) { FILE *fp = fopen("test.txt", "c"); fclose(fp); }</pre>

SEC-FILEOP-path-traversal

Synopsis	User input is used as a file path, or used to derive a file path.
Enabled by default	No
Severity/Certainty	<p>High/Medium</p> 
Full description	User input is used either directly or in part to derive a file path. Unless this information is checked, an attacker could send a value that causes a file open to traverse out of the

intended directory. As a result, files you wish to keep secure could be opened, modified, or deleted. An attacker could also create files in undesired locations. Values that come from user input should be checked, by string comparison or similar, before being used as a path to a file.

Coding standards

CWE 22

Improper Limitation of a Pathname to a Restricted Directory ('Path Traversal')

CWE 23

Relative Path Traversal

CWE 36

Absolute Path Traversal

Code examples

The following code example fails the check and will give a warning:

```
#include <stdio.h>
#include <string.h>


int main(int argc, char *argv[]) {
    char path[100] = "/tmp/sandbox/";
    strncat(path, argv[1], 50);
    FILE *file = fopen(path, "r");
    if (!file) return -1;
    char c;
    while((c = fgetc(file)) != EOF) {
        printf("%c", c);
    }
    fclose (file);
    return 0;
}
```

The following code example passes the check and will not give a warning about this issue:

```
#include <stdio.h>
#include <string.h>

int main(int argc, char *argv[]) {
    char path[100] = "/tmp/sandbox/plain.txt";
    FILE *file = fopen(path, "r");
    if (!file) return -1;
    char c;
    while((c = fgetc(file)) != EOF) {
        printf("%c", c);
    }
    fclose (file);
    return 0;
}
```

SEC-FILEOP-use-after-close

Synopsis	A file resource is used after it has been closed.
Enabled by default	Yes
Severity/Certainty	High/Medium 
Full description	A file resource is referred to after it has been closed. Once a file has been closed, the reference to that file is invalidated. Any use of this reference is undefined and might result in an application crash. A file pointer should not be used after the file it points to is closed. To use the file pointer again, you must open a new file with that pointer. This check is identical to RESOURCE-file-use-after-close, SEC-FILEOP-use-after-close, MISRAC2012-Dir-4.13_f, CERT-FIO46-C_b.
Coding standards	CERT FIO46-C <p style="margin-left: 40px;">Do not access a closed file</p> MISRA C:2012 Dir-4.13 <p style="margin-left: 40px;">(Advisory) Functions which are designed to provide operations on a resource should be called in an appropriate sequence</p>
Code examples	The following code example fails the check and will give a warning:


```
#include <stdio.h>

void example(void) {
    FILE *f1;
    f1 = fopen("test_file", "w");
    fclose(f1);
    fprintf(f1, "Hello, World!\n");
}
```

The following code example passes the check and will not give a warning about this issue:

```
#include <stdio.h>

void example(void) {
    FILE *f1;
    f1 = fopen("test_file", "w");
    fprintf(f1, "Hello, World!\n");
    fclose(f1);
}
```

SEC-INJECTION-sql

Synopsis User input is improperly used in an SQL statement.

Enabled by default No

Severity/Certainty High/Medium



Full description An SQL statement is constructed either completely or partially from user input. When user input is used in an SQL statement, that statement should be parameterized and the user input be passed as a parameter. By using user input directly in an SQL statement (through string concatenation or similar) you leave the statement open to attack. An attacker could provide input to execute arbitrary commands on your database. These commands could expose information in the database, overwrite existing data, or delete elements from the database. This check supports the following C/C++ libraries for SQL: * MySQL C API * MySQL Connector/C++ * libpq (PostgreSQL) * libpq++ (PostgreSQL) * libpqxx (PostgreSQL) * sqlite3 * Microsoft ODBC * OLE DB User input should be sanitized using an SQL escaping function.

Coding standards CWE 89

Improper Neutralization of Special Elements used in an SQL Command ('SQL Injection')

Code examples

The following code example fails the check and will give a warning:

```
#include <string.h>

void example(void * conn) {
    char *name;
    char *sql;
    name = gets(name);
    strcpy(sql, "SELECT age FROM people WHERE name = \"");
    strcat(sql, name);
    strcat(sql, "\"");
    sqlite3_exec(conn, sql);
}
```

The following code example passes the check and will not give a warning about this issue:

```
#include <string.h>

void example(void * conn, void * stmt) {
    char *name;
    name = gets(name);
    sqlite3_bind_text(stmt, "A", name);
    sqlite3_exec(conn, "SELECT age FROM people WHERE name = $A");
}
```

SEC-INJECTION-xpath

Synopsis User input is improperly used as an XPath expression.

Enabled by default No

Severity/Certainty Medium/Medium



Full description An XPath expression is constructed either entirely or partially from user input. User input used in XPath expressions must be sanitized before used. An attacker could provide input to expose the structure of the XML document, or access fields they normally do not have access to. Unlike databases there is no level access control, so an attacker can access the entire document. This check supports the following C/C++

libraries for XPath: * libxml2 * Xerces * MSXML * libxml++ * TinyXPath * libroxml * pugixml User input should be checked through string comparison or similar before being used in an XPath query.

Coding standards

CWE 91

XML Injection (aka Blind XPath Injection)

Code examples

The following code example fails the check and will give a warning:

```
#include <string.h>

void example(void * xml) {
    char *name;
    char *xpath;
    name = gets(name);
    strcpy(xpath, "children::*[@name = '");
    strcat(xpath, name);
    strcat(xpath, "'");
    xmlXPathEval(xml, xpath);
}
```

The following code example passes the check and will not give a warning about this issue:

```
#include <string.h>

void example(void * xml, char *name) {
    char *xpath;
    strcpy(xpath, "children::*[@name = '");
    strcat(xpath, name);
    strcat(xpath, "'");
    xmlXPathEval(xml, xpath);
}
```

SEC-LOOP-tainted-bound

Synopsis

A user-controlled value is used as part of a loop condition.

Enabled by default

Yes

Severity/Certainty

Medium/Medium



Full description A user-controlled value is used as part of a loop condition. Unless the bounds of the value used in the condition is checked properly, an attacker might control the number of times a loop executes. This might cause integer overflows or possibly be used in denial of service attacks. User input used in a loop condition must have its upper and lower bounds checked before used.

Coding standards CWE 606
 Unchecked Input for Loop Condition

Code examples The following code example fails the check and will give a warning:

```
void example(void) {
    int a;
    int i = 0;
    scanf("%d", &a);
    while (i < a) {
        i++;
    }
}
```

The following code example passes the check and will not give a warning about this issue:


```
void example(void) {
    int a;
    int i = 0;
    scanf("%d", &a);
    if (a > 0 && a < 10) {
        while (i < a) {
            i++;
        }
    }
}
```

SEC-NULL-assignment-fun-pos

Synopsis A pointer that might have been assigned the value NULL is dereferenced.

Enabled by default No

Severity/Certainty High/Medium



Full description	<p>A pointer that might have been assigned the value NULL, either directly or by a function call that can return NULL, is dereferenced, either directly or by being passed to a function which might dereference it without checking its value. This might cause an application crash. A pointer that might be NULL should be checked before it is dereferenced.</p>
Coding standards	<p>CERT EXP34-C</p> <p style="padding-left: 40px;">Do not dereference null pointers</p> <p>CWE 476</p> <p style="padding-left: 40px;">NULL Pointer Dereference</p>
Code examples	<p>The following code example fails the check and will give a warning:</p> <pre> #define NULL ((void*) 0) void * malloc(unsigned long); int * xmalloc(int size){ int * res = malloc(sizeof(int)*size); if (res != NULL) return res; else return NULL; } void zeroout(int *xp, int i) { xp[i] = 0; } int foo() { int * x; int i; x = xmalloc(45); // if (x) // return -1; for(i = 0; i < 45; i++) zeroout(x, i); } </pre>

The following code example passes the check and will not give a warning about this issue:

```
#define NULL ((void*) 0)
void * malloc(unsigned long);

int * xmalloc(int size){

    int * res = malloc(sizeof(int)*size);
    if (res != NULL)
        return res;
    else
        return NULL;
}

void zeroout(int *xp, int i)
{
    xp[i] = 0;
}

int foo() {


    int * x;
    int i;

    x = xmalloc(45);

    if (x == NULL)
        return -1;
    else {
        for(i = 0; i < 45; i++)
            zeroout(x, i);
    }
}
```

SEC-NULL-assignment

Synopsis	A pointer is assigned the value NULL, then dereferenced.
Enabled by default	Yes
Severity/Certainty	High/High



Full description A pointer is assigned the value NULL, then dereferenced. The assignment might be intentional to indicate that the pointer is no longer used, but it is an error to subsequently dereference it, and it might cause an application crash. The pointer should be checked for NULL before it is dereferenced. If the dereference is unintentional, you might want to either assign a value to the pointer or remove the dereference.

Coding standards CERT EXP34-C
Do not dereference null pointers
CWE 476
NULL Pointer Dereference

Code examples The following code example fails the check and will give a warning:

```
#include <stdlib.h>

int main(void) {
    int *p;
    p = NULL;
    return *p; //dereference after
              //assignment to NULL
}
```

The following code example passes the check and will not give a warning about this issue:


```
#include <stdlib.h>

int main(void) {
    int *p;
    p = NULL;
    p = (int *)1;
    return *p;
}
```

SEC-NULL-cmp-aft

Synopsis A pointer is dereferenced, then compared with NULL.


Enabled by default Yes

Severity/Certainty	<p>High/Medium</p> 
Full description	<p>Checks whether a dereferenced pointer are subsequently compared with NULL. Dereferencing a pointer implicitly asserts that it is not NULL. Comparing it with NULL after this may suggests that it may have been NULL at the point of dereference. The pointer should be checked to be non-NULL before being dereferenced.</p>
Coding standards	<p>CERT EXP34-C</p> <p style="padding-left: 40px;">Do not dereference null pointers</p> <p>CWE 476</p> <p style="padding-left: 40px;">NULL Pointer Dereference</p>
Code examples	<p>The following code example fails the check and will give a warning:</p> <pre>#include <stdlib.h> int example(void) { int *p; *p = 4; //line 8 asserts that p may be NULL if (p != NULL) { return 0; } return 1; }</pre> <p>The following code example passes the check and will not give a warning about this issue:</p> <pre>#include <stdlib.h> void example(int *p) { if (p == NULL) { return; } *p = 4; }</pre>

SEC-NULL-cmp-bef-fun

Synopsis

A pointer is compared with NULL, then dereferenced by a function.


Enabled by default	Yes
Severity/Certainty	High/Low 
Full description	A pointer is compared with NULL, then passed as an argument to a function that might dereference it. This might be caused by an accidental use of the wrong comparison operator, for example == instead of !=, or by accidentally swapping the then- and else-clauses of an if-statement. If the function does dereference the pointer, the application will crash. If it does not, the argument is not needed. Check comparison operators to make sure they test the correct condition, and make sure that branches have not been accidentally swapped.
Coding standards	CERT EXP34-C Do not dereference null pointers CWE 476 NULL Pointer Dereference
Code examples	The following code example fails the check and will give a warning: <pre>#define NULL ((void *) 0) int bar(int *x) { *x = 3; return 0; } int foo(int *x) { if (x != NULL) { *x = 4; } bar(x); }</pre> The following code example passes the check and will not give a warning about this issue:

```
#define NULL ((void *) 0)

int bar(int *x) {
    if (x != NULL)
        *x = 3;
    return 0;
}

int foo(int *x) {
    if (x != NULL) {
        *x = 4;
    }
    bar(x);
}
```

SEC-NULL-cmp-bef

Synopsis	A pointer is compared with NULL, then dereferenced.
Enabled by default	Yes
Severity/Certainty	High/Low 
Full description	A pointer is compared with NULL, then dereferenced. This might be caused by an accidental use of the wrong comparison operator, for example == instead of !=, or by accidentally swapping the then- and else- clauses of an if-statement. If the condition is evaluated and found to be true, the application will crash. Check comparison operators to make sure they test the correct condition, and make sure that branches have not been accidentally swapped.
Coding standards	CERT EXP34-C <p style="margin-left: 40px;">Do not dereference null pointers</p> CWE 476 <p style="margin-left: 40px;">NULL Pointer Dereference</p>
Code examples	The following code example fails the check and will give a warning:

```
#include <stdlib.h>

int example(void) {
    int *p;

    if (p == NULL) {
        *p = 4; //dereference after comparison with NULL
    }

    return 1;
}
```

The following code example passes the check and will not give a warning about this issue:


```
#include <stdlib.h>

int example(void) {
    int *p;

    if (p != NULL) {
        *p = 4; //OK - after comparison with non-NULL
    }

    return 1;
}
```

SEC-NULL-literal-pos

Synopsis	A literal pointer expression (e.g. NULL) is dereferenced by a function call.
Enabled by default	No
Severity/Certainty	High/Medium 
Full description	A literal pointer expression (for example, NULL) is passed as an argument to a function that might dereference it. Pointer values are generally only useful if acquired at runtime; thus dereferencing a literal address will usually be an accident, resulting in corrupted memory or an application crash. Make sure that the function being called checks the argument it is given with NULL, before it dereferences it.
Coding standards	CWE 476

NULL Pointer Dereference

Code examples

The following code example fails the check and will give a warning:

```
#define NULL ((void *) 0)

extern int sometimes;

int bar(int *x) {
    if (sometimes)
        *x = 3;
    return 0;
}

int foo(int *x) {
    bar(NULL);
}
```

The following code example passes the check and will not give a warning about this issue:

```
#define NULL ((void *) 0)

int bar(int *x){
    if (x != NULL)
        *x = 3;
    return 0;
}

int foo(int *x) {
    if (x != NULL) {
        *x = 4;
    }
    bar(x);
}
```

SEC-STRING-format-string


Synopsis	User input is used as a format string.
Enabled by default	Yes
Severity/Certainty	High/Medium




Full description	User input is used as a format string. An attacker might supply an input string that contains format tokens. Such a string can be used to read and write to arbitrary memory locations, making the attacker able to execute code, crash the application, or access sensitive information stored in memory. User input should be tested, using string comparison or similar, before being used as a format string. This check is identical to CERT-FIO30-C.
Coding standards	CERT FIO30-C <p style="padding-left: 40px;">Exclude user input from format strings</p> CWE 134 <p style="padding-left: 40px;">Uncontrolled Format String</p>
Code examples	The following code example fails the check and will give a warning: <pre>#include <stdio.h> #include <string.h> int main(char* argc, char** argv) { char mystring[100]; fgets(mystring, 100, stdin); char buf[100]; snprintf(buf, sizeof buf, mystring); return 0; }</pre> <p>The following code example passes the check and will not give a warning about this issue:</p> <pre>#include <stdio.h> #include <string.h> int main(char* argc, char** argv) { char mystring[100]; fgets(mystring, 100, stdin); char buf[100]; snprintf(buf, sizeof buf, "%s", mystring); return 0; }</pre>

SEC-STRING-hard-coded-credentials


Synopsis	The application hard codes a username or password to connect to an external component.
----------	--

Enabled by default	No
Severity/Certainty	Medium/Medium 
Full description	<p>The application uses a hard-coded username or password to connect to an external resource, such as a database. An attacker might extract the password from the application binary through an exploit. Or, if the application is intended for client-side use, an attacker could extract the credentials from the binary itself. Credentials should be read into the application using a strongly-protected encrypted configuration file or database. This check supports the following C/C++ SQL libraries: * MySQL C API * MySQL Connector/C++ * libpq (PostgreSQL) * libpq++ (PostgreSQL) * libpqxx (PostgreSQL) * Microsoft ODBC * OLE DB and, also supports Windows Login functions This check is identical to CERT-MSC41-C_a.</p>
Coding standards	CERT MSC41-C Never hard code sensitive information CWE 798 Use of Hard-coded Credentials
Code examples	<p>The following code example fails the check and will give a warning:</p> <pre>void example(void *conn) { char *b; char *a = "top_secret_password"; mysql_real_connect(conn, "localhost", b, a, "FOO", 2000); }</pre> <p>The following code example passes the check and will not give a warning about this issue:</p> <pre>#include <stdio.h> void example(void *conn, FILE *f) { char *b; char *a; fscanf(f, "%s;%s", a, b); mysql_real_connect(conn, "localhost", b, a, "FOO", 2000); }</pre>

MISRAC2004-1.1

Synopsis	Code was found that does not conform to the ISO/IEC 9899:1990 standard.
Enabled by default	Yes
Severity/Certainty	Medium/Medium 
Full description	(Required) All code shall conform to ISO 9899 standard, with no extensions permitted.
Coding standards	MISRA C:2004 1.1 (Required) All code shall conform to ISO 9899 standard, with no extensions permitted.
Code examples	The following code example fails the check and will give a warning: <pre>struct { int i; }; /* Does not declare */</pre> The following code example passes the check and will not give a warning about this issue: <pre>struct named { int i; };</pre>

MISRAC2004-1.2_a

Synopsis	There are read accesses from local buffers that are not preceded by write accesses.
Enabled by default	Yes
Severity/Certainty	High/Medium 
Full description	(Required) No reliance shall be placed on undefined or unspecified behavior. This is a semi-equivalent initialization check for arrays, which ensures that at least one element of the array has been written before any element is attempted to be read. A warning generally means that you have read an uninitialized value, which might cause the

application to behave erroneously or crash. This check is identical to MISRAC2012-Rule-9.1_b, SPC-uninit-arr-all, CERT-EXP33-C_d.

Coding standards

CERT EXP33-C

Do not reference uninitialized memory

CWE 457

Use of Uninitialized Variable

MISRA C:2004 1.2

(Required) No reliance shall be placed on undefined or unspecified behavior.

MISRA C:2012 Rule-9.1

(Mandatory) The value of an object with automatic storage duration shall not be read before it has been set

Code examples

The following code example fails the check and will give a warning:

```
void example() {
    int a[20];
    int b = a[1];
}
```

The following code example passes the check and will not give a warning about this issue:

```
extern void f(int*);
void example() {
    int a[20];
    f(a);
    int b = a[1];
}
```


MISRAC2004-1.2_b

Synopsis

On all execution paths, one or more fields are read from a struct before they are initialized.

Enabled by default

Yes

Severity/Certainty	High/Medium 
Full description	(Required) No reliance shall be placed on undefined or unspecified behavior. Using uninitialized values might cause unexpected results or unpredictable behavior, particularly in the case of pointer fields. This check is identical to MISRAC2012-Rule-9.1_d, CERT-EXP33-C_e.
Coding standards	CERT EXP33-C Do not reference uninitialized memory CWE 457 Use of Uninitialized Variable MISRA C:2004 1.2 (Required) No reliance shall be placed on undefined or unspecified behavior. MISRA C:2012 Rule-9.1 (Mandatory) The value of an object with automatic storage duration shall not be read before it has been set
Code examples	The following code example fails the check and will give a warning: <pre>struct st { int x; int y; }; void example(void) { int a; struct st str; a = str.x; }</pre> The following code example passes the check and will not give a warning about this issue:


```

struct st {
    int x;
    int y;
};

void example(int i) {
    int a;
    struct st str;
    str.x = i;
    a = str.x;
}

```

MISRAC2004-1.2_c


Synopsis	An expression resulting in 0 is used as a divisor.
Enabled by default	Yes
Severity/Certainty	High/High 
Full description	(Required) No reliance shall be placed on undefined or unspecified behavior. This check is identical to ATH-div-0, MISRAC2012-Rule-1.3_a.
Coding standards	CERT INT33-C Ensure that division and modulo operations do not result in divide-by-zero errors CWE 369 Divide By Zero MISRA C:2004 1.2 (Required) No reliance shall be placed on undefined or unspecified behavior. MISRA C:2012 Rule-1.3 (Required) There shall be no occurrence of undefined or critical unspecified behaviour
Code examples	The following code example fails the check and will give a warning:

```
int foo(void)
{
    int a = 3;
    a--;
    return 5 / (a-2); // a-2 is 0
}
```

The following code example passes the check and will not give a warning about this issue:

```
int foo(void)
{
    int a = 3;
    a--;
    return 5 / (a+2); // OK - a+2 is 4
}
```

MISRAC2004-1.2_d

Synopsis	A variable was found that is assigned the value 0, and then used as a divisor.
Enabled by default	Yes
Severity/Certainty	High/High 
Full description	(Required) No reliance shall be placed on undefined or unspecified behavior. This check is identical to ATH-div-0-assign, MISRAC2012-Rule-1.3_b, CERT-INT33-C_a.
Coding standards	CERT INT33-C <p>Ensure that division and modulo operations do not result in divide-by-zero errors</p> <p>CWE 369</p> <p>Divide By Zero</p> <p>MISRA C:2004 1.2</p> <p>(Required) No reliance shall be placed on undefined or unspecified behavior.</p> <p>MISRA C:2012 Rule-1.3</p>

(Required) There shall be no occurrence of undefined or critical unspecified behaviour

Code examples

The following code example fails the check and will give a warning:

```
int foo(void)
{
    int a = 20, b = 0, c;
    c = a / b;    /* Divide by zero */
    return c;
}
```

The following code example passes the check and will not give a warning about this issue:

```
int foo(void)
{
    int a = 20, b = 5, c;
    c = a / b; /* b is not 0 */
    return c;
}
```

MISRAC2004-1.2_e

Synopsis

A variable is used as a divisor after a successful comparison with 0.

Enabled by default

Yes

Severity/Certainty

Medium/High



Full description

(Required) No reliance shall be placed on undefined or unspecified behavior. This check is identical to ATH-div-0-cmp-aft, MISRAC2012-Rule-1.3_c, SEC-DIV-0-compare-after, CERT-INT33-C_b.

Coding standards

CERT INT33-C

Ensure that division and modulo operations do not result in divide-by-zero errors

CWE 369

Divide By Zero

MISRA C:2004 1.2

(Required) No reliance shall be placed on undefined or unspecified behavior.

MISRA C:2012 Rule-1.3

(Required) There shall be no occurrence of undefined or critical unspecified behaviour

Code examples

The following code example fails the check and will give a warning:

```
#include <stdlib.h>
int foo(void)
{
    int a = 20;
    int p = rand();

    if (p == 0) /* p is 0 */
        a = 34 / p;

    return a;
}
```

The following code example passes the check and will not give a warning about this issue:

```
#include <stdlib.h>
int foo(void)
{
    int a = 20;
    int p = rand();

    if (p != 0) /* p is not 0 */
        a = 34 / p;

    return a;
}
```


MISRAC2004-1.2_f

Synopsis


A variable used as a divisor is subsequently compared with 0.

Enabled by default

Yes


Severity/Certainty	<p>Low/High</p> 
Full description	<p>(Required) No reliance shall be placed on undefined or unspecified behavior. This check is identical to ATH-div-0-cmp-bef, MISRAC2012-Rule-1.3_d, SEC-DIV-0-compare-before, CERT-INT33-C_c.</p>
Coding standards	<p>CERT INT33-C</p> <p style="padding-left: 40px;">Ensure that division and modulo operations do not result in divide-by-zero errors</p> <p>CWE 369</p> <p style="padding-left: 40px;">Divide By Zero</p> <p>MISRA C:2004 1.2</p> <p style="padding-left: 40px;">(Required) No reliance shall be placed on undefined or unspecified behavior.</p> <p>MISRA C:2012 Rule-1.3</p> <p style="padding-left: 40px;">(Required) There shall be no occurrence of undefined or critical unspecified behaviour</p>
Code examples	<p>The following code example fails the check and will give a warning:</p> <pre>int foo(int p) { int a = 20, b = 1; b = a / p; if (p == 0) // Checking the value of 'p' too late. return 0; return b; }</pre> <p>The following code example passes the check and will not give a warning about this issue:</p> <pre>int foo(int p) { int a = 20, b; if (p == 0) return 0; b = a / p; /* Here 'p' is non-zero. */ return b; }</pre>

MISRAC2004-1.2_g

Synopsis	A value that is determined using interval analysis to be 0 is used as a divisor.
Enabled by default	Yes
Severity/Certainty	Medium/Medium 
Full description	(Required) No reliance shall be placed on undefined or unspecified behavior. This check is identical to ATH-div-0-interval, MISRAC2012-Rule-1.3_e, CERT-INT33-C_d.
Coding standards	CERT INT33-C <p>Ensure that division and modulo operations do not result in divide-by-zero errors</p> <p>CWE 369</p> <p>Divide By Zero</p> <p>MISRA C:2004 1.2</p> <p>(Required) No reliance shall be placed on undefined or unspecified behavior.</p> <p>MISRA C:2012 Rule-1.3</p> <p>(Required) There shall be no occurrence of undefined or critical unspecified behaviour</p>
Code examples	The following code example fails the check and will give a warning: <pre>int foo(void) { int a = 1; a--; return 5 / a; /* a is 0 */ }</pre> <p>The following code example passes the check and will not give a warning about this issue:</p>

```
int foo(void)
{
    int a = 2;
    a--;
    return 5 / a; /* OK - a is 1 */
}
```

MISRAC2004-1.2_h


Synopsis	An expression that might be 0 is used as a divisor.
Enabled by default	Yes
Severity/Certainty	High/Low 
Full description	(Required) No reliance shall be placed on undefined or unspecified behavior. This check is identical to ATH-div-0-pos, MISRAC2012-Rule-1.3_f, CERT-INT33-C_e.
Coding standards	CERT INT33-C <p style="margin-left: 40px;">Ensure that division and modulo operations do not result in divide-by-zero errors</p> <p>CWE 369</p> <p style="margin-left: 40px;">Divide By Zero</p> <p>MISRA C:2004 1.2</p> <p style="margin-left: 40px;">(Required) No reliance shall be placed on undefined or unspecified behavior.</p> <p>MISRA C:2012 Rule-1.3</p> <p style="margin-left: 40px;">(Required) There shall be no occurrence of undefined or critical unspecified behaviour</p>
Code examples	The following code example fails the check and will give a warning:


```
int foo(void)
{
    int a = 3;
    a--;
    return 5 / (a-2); // a-2 is 0
}
```

The following code example passes the check and will not give a warning about this issue:

```
int foo(void)
{
    int a = 3;
    a--;
    return 5 / (a+2); // OK - a+2 is 4
}
```

MISRAC2004-1.2_i

Synopsis	A global variable is not checked against 0 before it is used as a divisor.
Enabled by default	Yes
Severity/Certainty	Medium/Low 
Full description	(Required) No reliance shall be placed on undefined or unspecified behavior. This check is identical to ATH-div-0-unchk-global, MISRAC2012-Rule-1.3_g, CERT-INT33-C_f.
Coding standards	CERT INT33-C <p>Ensure that division and modulo operations do not result in divide-by-zero errors</p> <p>CWE 369</p> <p>Divide By Zero</p> <p>MISRA C:2004 1.2</p> <p>(Required) No reliance shall be placed on undefined or unspecified behavior.</p> <p>MISRA C:2012 Rule-1.3</p>

(Required) There shall be no occurrence of undefined or critical unspecified behaviour

Code examples

The following code example fails the check and will give a warning:

```
int x;

int example() {
    return 5/x;
}
```

The following code example passes the check and will not give a warning about this issue:

```
int x;

int example() {
    if (x != 0){
        return 5/x;
    }
}
```

MISRAC2004-1.2_j

Synopsis

A local variable is not checked against 0 before it is used as a divisor.

Enabled by default

Yes

Severity/Certainty

Medium/Low



Full description

(Required) No reliance shall be placed on undefined or unspecified behavior. This check is identical to ATH-div-0-unchk-local, MISRAC2012-Rule-1.3_h, CERT-INT33-C_g.

Coding standards

CERT INT33-C

Ensure that division and modulo operations do not result in divide-by-zero errors

CWE 369

Divide By Zero

MISRA C:2004 1.2

(Required) No reliance shall be placed on undefined or unspecified behavior.

MISRA C:2012 Rule-1.3

(Required) There shall be no occurrence of undefined or critical unspecified behaviour

Code examples

The following code example fails the check and will give a warning:

```
int rand();

int example() {
    int x = rand();
    return 5/x;
}
```

The following code example passes the check and will not give a warning about this issue:

```
int rand();

int example() {
    int x = rand();
    if (x != 0){
        return 5/x;
    }
}
```

MISRA C2004-2.1

Synopsis

Inline assembler statements were found that are not encapsulated in functions.

Enabled by default

Yes

Severity/Certainty

Low/Medium



Full description

(Required) Assembler language shall be encapsulated and isolated. This check is identical to MISRA C++2008-7-4-3, MISRA C2012-Dir-4.3.

Coding standards

MISRA C:2004 2.1

(Required) Assembler language shall be encapsulated and isolated.

MISRA C:2012 Dir-4.3

(Required) Assembly language shall be encapsulated and isolated

MISRA C++ 2008 7-4-3

(Required) Assembly language shall be encapsulated and isolated.

Code examples

The following code example fails the check and will give a warning:

```
int example(int x)
{
    int r;
    asm(" ");
    return r + 1;
}
```

The following code example passes the check and will not give a warning about this issue:

```
int example(int x)
{
    asm(" ");
    return x;
}
```

MISRAC2004-2.2

Synopsis

Uses of // comments were found.

Enabled by default

Yes

Severity/Certainty

Low/High



Full description

(Required) Source code shall only use /* ... */ style comments.

Coding standards

MISRA C:2004 2.2

(Required) Source code shall only use /* ... */ style comments.

Code examples


The following code example fails the check and will give a warning:

```
void example(void) {
    // an end of line comment
}
```

The following code example passes the check and will not give a warning about this issue:


```
void example(void) {
    /* a terminated comment */
}
```

MISRAC2004-2.3


Synopsis	The character sequence <code>/*</code> was found inside comments.
Enabled by default	Yes
Severity/Certainty	Low/High 
Full description	(Required) The character sequence <code>/*</code> shall not be used within a comment. This check is identical to COMMENT-nested, MISRAC++2008-2-7-1.
Coding standards	MISRA C:2004 2.3 (Required) The character sequence <code>/*</code> shall not be used within a comment. MISRA C++ 2008 2-7-1 (Required) The character sequence <code>/*</code> shall not be used within a C-style comment.
Code examples	The following code example fails the check and will give a warning: <pre>void example(void) { /* This comment starts here /* Nested comment starts here */ }</pre> <p>The following code example passes the check and will not give a warning about this issue:</p>

```
void example(void) {
    /* This comment starts here */
    /* Nested comment starts here
    */
}
```

MISRAC2004-2.4


Synopsis	Code sections in comments were found, where the comment ends in ;, {, or } characters.
Enabled by default	No
Severity/Certainty	Low/Medium 
Full description	(Advisory) Sections of code should not be commented out. This check is identical to MISRAC2012-Dir-4.4.
Coding standards	MISRA C:2004 2.4 (Advisory) Sections of code should not be commented out. MISRA C:2012 Dir-4.4 (Advisory) Sections of code should not be "commented out"
Code examples	The following code example fails the check and will give a warning: <pre>void example(void) { /* int i; */ }</pre> <p>The following code example passes the check and will not give a warning about this issue:</p> <pre>void example(void) { #if 0 int i; #endif }</pre>

MISRAC2004-5.1

Synopsis	Identifiers were found that are not distinct in their first 31 characters (#defines, structs, unions, fields, enums, and variables).
Enabled by default	Yes
Severity/Certainty	Low/Medium 
Full description	(Required) Identifiers (internal and external) shall not rely on the significance of more than 31 characters.
Coding standards	MISRA C:2004 5.1 (Required) Identifiers (internal and external) shall not rely on the significance of more than 31 characters.
Code examples	The following code example fails the check and will give a warning: <pre>int long_identifier_name_123456789012345678901234567890; int long_identifier_name_123456789012345678901234567891; int long_identifier_name_123456789012345678901234567892;</pre> The following code example passes the check and will not give a warning about this issue: <pre>int long_identifier_name; int long_identifier_namb;</pre>

MISRAC2004-5.2

Synopsis	An identifier name was found that is not distinct in the first 31 characters from other names in an outer scope.
Enabled by default	Yes

Severity/Certainty	Low/Medium 
Full description	(Required) Identifiers in an inner scope shall not use the same name as an identifier in an outer scope, and thus hide that identifier.
Coding standards	MISRA C:2004 5.2 (Required) Identifiers in an inner scope shall not use the same name as an identifier in an outer scope, and therefore hide that identifier.
Code examples	The following code example fails the check and will give a warning:


```

/*      1234567890123456789012345678901***** */
extern int  n01_param_hides_var_____31x;
extern int  n02_var_hides_var_____31x;
void       n03_var_hides_function_____31x (void) {}

union      n04_var_hides_union_tag_____31x {
    int v1;
    unsigned int v2;
};
enum      n05_var_hides_enum_tag_____31x {
    n06_var_hides_enum_const_____31x,
    n07_tag_hides_enum_const_____31x
};
#define    n08_var_hides_macro_name_____31x 123
extern int  n09_label_hides_var_____31x;
extern int  n10_type_hides_var_____31x;

void f1(int n01_param_hides_var_____31y) {
    int     n02_var_hides_var_____31y;
    int     n03_var_hides_function_____31y;
    int     n04_var_hides_union_tag_____31y;
    int     n05_var_hides_enum_tag_____31y;
    int     n06_var_hides_enum_const_____31y;
    struct  n07_tag_hides_enum_const_____31y {
        int ff2;
    };
    int     n08_var_hides_macro_name_____31y;
/*
1234567890123456789012345678901***** */
n09_label_hides_var_____31y:

    switch(f2()) {
    case 1: {
        typedef int n10_type_hides_var_____31y;
        do {
            /*      1234567890123456789012345678901***** */
            struct n11_var_hides_struct_tag_____31x {
            int ff1;
            };
            if(f3()) {
            int  n11_var_hides_struct_tag_____31y = 1;
            }
            } while(f2());
        }
    }
}
}
}


```

The following code example passes the check and will not give a warning about this issue:

```
void f1 (void) {
/*      1234567890123456789012345678901***** */
  extern int n01_var_in_same_scope_____31x;
  static int n01_var_in_same_scope_____31y;

  switch(fn()) {
  case 1:
    {
      int    n02_var_in_different_scope__31a;
    }
    break;
  case 2:
    {
      int    n02_var_in_different_scope__31b;
    }
    break;
  }
  {
    int    n02_var_in_different_scope__31c;
  }
  {
    int    n02_var_in_different_scope__31d;
  }
}
```

MISRAC2004-5.3

Synopsis	A typedef declaration was found with a name already used for a previously declared typedef.
Enabled by default	Yes
Severity/Certainty	Low/Medium 
Full description	(Required) A typedef name shall be a unique identifier. This check is identical to MISRAC++2008-2-10-3, MISRAC2012-Rule-5.6. This is a link analysis check.
Coding standards	MISRA C:2004 5.3

(Required) A typedef name shall be a unique identifier.

MISRA C:2012 Rule-5.6

(Required) A typedef name shall be a unique identifier

MISRA C++ 2008 2-10-3

(Required) A typedef name (including qualification, if any) shall be a unique identifier.

Code examples

The following code example fails the check and will give a warning:

```
typedef int WIDTH;

void f1()
{
    WIDTH w1;
}

void f2()
{
    typedef float WIDTH;
    WIDTH w2;
    WIDTH w3;
}
```


The following code example passes the check and will not give a warning about this issue:

```
namespace NS1
{
    typedef int WIDTH;
}
// f2.cc
namespace NS2
{
    typedef float WIDTH; // Compliant - NS2::WIDTH is not the same
as NS1::WIDTH
}
NS1::WIDTH w1;
NS2::WIDTH w2;
```


MISRAC2004-5.4

Synopsis

A class, struct, union, or enum declaration was found that clashes with a previous declaration.

Enabled by default	Yes
Severity/Certainty	<p>Low/Medium</p> 
Full description	(Required) A tag name shall be a unique identifier. This check is identical to MISRAC++2008-2-10-4, MISRAC2012-Rule-5.7. This is a link analysis check.
Coding standards	<p>MISRA C:2004 5.4</p> <p style="padding-left: 40px;">(Required) A tag name shall be a unique identifier.</p> <p>MISRA C:2012 Rule-5.7</p> <p style="padding-left: 40px;">(Required) A tag name shall be a unique identifier</p> <p>MISRA C++ 2008 2-10-4</p> <p style="padding-left: 40px;">(Required) A class, union or enum name (including qualification, if any) shall be a unique identifier.</p>
Code examples	<p>The following code example fails the check and will give a warning:</p> <pre>void f1() { class TYPE {}; } void f2() { float TYPE; // non-compliant }</pre> <p>The following code example passes the check and will not give a warning about this issue:</p> <pre>void f1() { class TYPE {}; } void f2() { float a_type; }</pre>

MISRAC2004-5.5

Synopsis	An identifier is used that might clash with another static identifier.
Enabled by default	No
Severity/Certainty	Low/Medium 
Full description	(Advisory) No object or function identifier with static storage duration should be reused. This check is identical to MISRAC++2008-2-10-5.
Coding standards	MISRA C:2004 5.5 (Advisory) No object or function identifier with static storage duration should be reused. MISRA C++ 2008 2-10-5 (Advisory) The identifier name of a non-member object or function with static storage duration should not be reused.
Code examples	The following code example fails the check and will give a warning: <pre>namespace NS1 { static int global = 0; } namespace NS2 { void fn() { int global; // Non-compliant } }</pre> <p>The following code example passes the check and will not give a warning about this issue:</p>

```


namespace NS1
{
    int global = 0;
}

namespace NS2
{
    void f1()
    {
        int global; // Non-compliant
    }
}

void f2()
{
    static int global;
}

```

MISRAC2004-5.6

Synopsis	Identifier reuse in different namespaces
Enabled by default	No
Severity/Certainty	Low/Low 
Full description	(Advisory) No identifier in one namespace should have the same spelling as an identifier in another namespace, with the exception of structure member and union member names.
Coding standards	MISRA C:2004 5.6 (Advisory) No identifier in one namespace should have the same spelling as an identifier in another namespace, with the exception of structure member and union member names.
Code examples	The following code example fails the check and will give a warning:

```

struct n01_tag_vs_var {
    int n02_field_vs_var;
    int n03_field_vs_func;
} n01_tag_vs_var;

int n04_var_vs_label;

int n02_field_vs_var;

void n03_field_vs_func(void) {
    n04_var_vs_label:
}

```

The following code example passes the check and will not give a warning about this issue:


```

struct s {
    int n01_field_vs_field;
};

union u {
    int n01_field_vs_field;
    int u2;
};

```

MISRAC2004-5.7


Synopsis	An identifier in a variable, enumeration, struct, #define, or union definition is reused.
Enabled by default	No
Severity/Certainty	Low/Low 
Full description	(Advisory) No identifier name should be reused. This is a link analysis check.
Coding standards	MISRA C:2004 5.7 (Advisory) No identifier name should be reused.
Code examples	The following code example fails the check and will give a warning:

```
void example(void) {
    struct {
        int x;
    } name1;
    struct {
        int x; // x is reused here
    } name2;
}
```

The following code example passes the check and will not give a warning about this issue:

```
void example(void) {
    struct {
        int x;
    } name1;
    struct {
        int y;
    } name2;
}
```

MISRAC2004-6.1

Synopsis	Arithmetic is performed on objects of type plain char, without an explicit signed or unsigned qualifier.
Enabled by default	Yes
Severity/Certainty	Low/High 
Full description	(Required) The plain char type shall be used only for the storage and use of character values. This check is identical to MISRAC++2008-4-5-3.
Coding standards	CERT INT07-C <p style="margin-left: 40px;">Use only explicitly signed or unsigned char type for numeric values</p> MISRA C:2004 6.1 <p style="margin-left: 40px;">(Required) The plain char type shall be used only for the storage and use of character values.</p>

MISRA C++ 2008 4-5-3

(Required) Expressions with type (plain) char and wchar_t shall not be used as operands to built-in operators other than the assignment operator =, the equality operators == and !=, and the unary & operator.

Code examples

The following code example fails the check and will give a warning:

```
typedef signed char INT8;
typedef unsigned char UINT8;

UINT8 toascii(INT8 c)
{
    return (UINT8)c & 0x7f;
}

int func(int x)
{
    char sc = 4;
    char *scp = &sc;
    UINT8 (*fp)(INT8 c) = &toascii;

    x = x + sc;
    x *= *scp;
    return (*fp)(x);
}
```

The following code example passes the check and will not give a warning about this issue:


```
typedef signed char INT8;
typedef unsigned char UINT8;

UINT8 toascii(INT8 c)
{
    return (UINT8)c & 0x7f;
}

int func(int x)
{
    signed char sc = 4;
    signed char *scp = &sc;
    UINT8 (*fp)(INT8 c) = &toascii;

    x = x + sc;
    x *= *scp;
    return (*fp)(x);
}
```

MISRAC2004-6.2

Synopsis	A signed or unsigned char is used on character data.
Enabled by default	Yes
Severity/Certainty	Low/High 
Full description	(Required) signed and unsigned char type shall be used only for the storage and use of numeric values.
Coding standards	CERT INT07-C <p style="margin-left: 40px;">Use only explicitly signed or unsigned char type for numeric values</p> MISRA C:2004 6.2 <p style="margin-left: 40px;">(Required) signed and unsigned char type shall be used only for the storage and use of numeric values.</p>
Code examples	The following code example fails the check and will give a warning: <pre>void example(void) { unsigned char c = 'c'; }</pre> <p>The following code example passes the check and will not give a warning about this issue:</p> <pre>void example(void) { char c = 'c'; }</pre>

MISRAC2004-6.3

Synopsis	One or more of the basic types char, int, short, long, double, and float are used without a typedef.
Enabled by default	No

Severity/Certainty

Low/High



Full description

(Advisory) typedefs that indicate size and signedness should be used in place of the basic types. This check is identical to MISRAC++2008-3-9-2, MISRAC2012-Dir-4.6_a.

Coding standards

MISRA C:2004 6.3

(Advisory) typedefs that indicate size and signedness should be used in place of the basic types.

MISRA C:2012 Dir-4.6

(Advisory) typedefs that indicate size and signedness should be used in place of the basic numerical types

MISRA C++ 2008 3-9-2

(Advisory) typedefs that indicate size and signedness should be used in place of the basic numerical types.

Code examples

The following code example fails the check and will give a warning:

```
typedef signed char SCHAR;
typedef int INT;
typedef float FLOAT;
```


```
INT func(FLOAT f, INT *pi)
{
    INT x;
    INT (*fp)(const char *);
}
```

The following code example passes the check and will not give a warning about this issue:

```
typedef signed char SCHAR;
typedef int INT;
typedef float FLOAT;
```


```
INT func(FLOAT f, INT *pi)
{
    INT x;
    INT (*fp)(const SCHAR *);
}
```

MISRAC2004-6.4

Synopsis	Bitfields of plain int type were found.
Enabled by default	Yes
Severity/Certainty	Medium/Medium 
Full description	(Required) Bitfields shall only be defined to be of type unsigned int or signed int. This check is identical to MISRAC2012-Rule-6.1.
Coding standards	MISRA C:2004 6.4 (Required) Bitfields shall only be defined to be of type unsigned int or signed int. MISRA C:2012 Rule-6.1 (Required) Bit-fields shall only be declared with an appropriate type
Code examples	The following code example fails the check and will give a warning: <pre>struct bad { int x:3; };</pre> The following code example passes the check and will not give a warning about this issue: <pre>struct good { unsigned int x:3; };</pre>


MISRAC2004-6.5

Synopsis	Signed bitfields consisting of a single bit (excluding anonymous fields) were found.
Enabled by default	Yes

Severity/Certainty	Low/Low 
Full description	(Required) Bitfields of signed type shall be at least 2 bits long. This check is identical to STRUCT-signed-bit, MISRAC++2008-9-6-4, MISRAC2012-Rule-6.2.
Coding standards	MISRA C:2004 6.5 (Required) Bitfields of signed type shall be at least 2 bits long. MISRA C:2012 Rule-6.2 (Required) Single-bit named bit fields shall not be of a signed type MISRA C++ 2008 9-6-4 (Required) Named bit-fields with signed integer type shall have a length of more than one bit.
Code examples	The following code example fails the check and will give a warning: <pre>struct S { signed int a : 1; // Non-compliant };</pre> The following code example passes the check and will not give a warning about this issue: <pre>struct S { signed int b : 2; signed int : 0; signed int : 1; signed int : 2; };</pre>

MISRAC2004-7.1


Synopsis	Uses of octal integer constants were found.
Enabled by default	Yes


Severity/Certainty	Low/Medium 
Full description	(Required) Octal constants shall not be used. Zero is okay This check is identical to MISRAC++2008-2-13-2, MISRAC2012-Rule-7.1.
Coding standards	MISRA C:2004 7.1 (Required) Octal constants shall not be used. Zero is okay MISRA C:2012 Rule-7.1 (Required) Octal constants shall not be used MISRA C++ 2008 2-13-2 (Required) Octal constants (other than zero) and octal escape sequences (other than 0) shall not be used.

Code examples	<p>The following code example fails the check and will give a warning:</p> <pre>void func(void) { int x = 077; }</pre> <p>The following code example passes the check and will not give a warning about this issue:</p> <pre>void func(void) { int x = 63; }</pre>
---------------	--

MISRAC2004-8.1


Synopsis	Functions were found that are used despite not having a valid prototype.
Enabled by default	Yes

Severity/Certainty	Medium/High 
Full description	(Required) Functions shall have prototype declarations and the prototype shall be visible at both the function definition and call. This check is identical to FUNC-implicit-decl, MISRAC2012-Rule-17.3, CERT-DCL31-C.
Coding standards	CERT DCL31-C <p style="padding-left: 40px;">Declare identifiers before using them</p> MISRA C:2004 8.1 <p style="padding-left: 40px;">(Required) Functions shall have prototype declarations and the prototype shall be visible at both the function definition and call.</p> MISRA C:2012 Rule-17.3 <p style="padding-left: 40px;">(Mandatory) A function shall not be declared implicitly</p>
Code examples	The following code example fails the check and will give a warning: <pre>void func2(void) { func(); }</pre> <p>The following code example passes the check and will not give a warning about this issue:</p> <pre>void func(void); void func2(void) { func(); }</pre>
MISRAC2004-8.2	
Synopsis	An implicit <code>int</code> was found in a declaration.
Enabled by default	Yes


Severity/Certainty	<p>Medium/High</p> 
Full description	<p>(Required) Whenever an object or function is declared or defined, its type shall be explicitly stated. This check is identical to DECL-implicit-int, MISRAC2012-Rule-8.1.</p>
Coding standards	<p>CERT DCL31-C</p> <p style="padding-left: 40px;">Declare identifiers before using them</p> <p>MISRA C:2004 8.2</p> <p style="padding-left: 40px;">(Required) Whenever an object or function is declared or defined, its type shall be explicitly stated.</p> <p>MISRA C:2012 Rule-8.1</p> <p style="padding-left: 40px;">(Required) Types shall be explicitly specified</p>
Code examples	<p>The following code example fails the check and will give a warning:</p> <pre>void func(void) { static y; }</pre> <p>The following code example passes the check and will not give a warning about this issue:</p> <pre>void func(void) { int x; }</pre>

MISRAC2004-8.3

Synopsis	A declaration and definition for a function were found that use different type qualifiers.
Enabled by default	Yes

Severity/Certainty	Low/Medium 
Full description	(Required) For each function parameter the type given in the declaration and definition shall be identical, and the return types shall also be identical. This check is identical to CERT-EXP37-C_b. This is a link analysis check.
Coding standards	CERT EXP37-C Call functions with the arguments intended by the API MISRA C:2004 8.3 (Required) For each function parameter, the type given in the declaration and definition shall be identical and the return types shall also be identical.
Code examples	The following code example fails the check and will give a warning: <pre>typedef int INT; void foo(int i); void foo(INT i) {}</pre> The following code example passes the check and will not give a warning about this issue: <pre>void foo(int i); void foo(int i) {}</pre>

MISRAC2004-8.5_a

Synopsis	A global variable is declared in a header file.
Enabled by default	Yes
Severity/Certainty	Medium/Medium 
Full description	(Required) There shall be no definitions of objects or functions in a header file.

Coding standards MISRA C:2004 8.5
 (Required) There shall be no definitions of objects or functions in a header file.

Code examples The following code example fails the check and will give a warning:

```
/*
global_def.h contains:
int global_variable;
*/
#include "global_def.h"
```

The following code example passes the check and will not give a warning about this issue:

```
/*
global_decl.h contains:
extern int global_variable;
*/
#include "global_decl.h"
```

MISRAC2004-8.5_b

Synopsis One or more non-inlined functions are defined in header files.

Enabled by default Yes

Severity/Certainty Medium/Medium



Full description (Required) There shall be no definitions of objects or functions in a header file. This check is identical to MISRAC++2008-3-1-1.

Coding standards MISRA C:2004 8.5
 (Required) There shall be no definitions of objects or functions in a header file.
 MISRA C++ 2008 3-1-1
 (Required) It shall be possible to include any header file in multiple translation units without violating the One Definition Rule.

Code examples The following code example fails the check and will give a warning:

```
#include "definition.h"
/* Contents of definition.h:

void definition(void) {
}

*/

void example(void) {
    definition();
}

```

The following code example passes the check and will not give a warning about this issue:

```
#include "declaration.h"
/* Contents of declaration.h:


void definition(void);

*/

void example(void) {
    definition();
}

```

MISRAC2004-8.6

Synopsis	A function declaration was found at block scope.
Enabled by default	Yes
Severity/Certainty	Low/High 
Full description	(Required) Functions shall be declared at file scope.
Coding standards	MISRA C:2004 8.6 (Required) Functions shall be declared at file scope.
Code examples	The following code example fails the check and will give a warning:

```
int foo() {
    int bar();
    return 0;
}
```

The following code example passes the check and will not give a warning about this issue:

```
int foo() {
    return 0;
}
int bar();
```

MISRAC2004-8.7

Synopsis

A global object was found that is only referenced from a single function.

Enabled by default

Yes

Severity/Certainty

Low/Medium



Full description

(Required) Objects shall be defined at block scope if they are only accessed from within a single function. This check is identical to MISRAC2012-Rule-8.9_b. This is a link analysis check.

Coding standards

MISRA C:2004 8.7

(Required) Objects shall be defined at block scope if they are only accessed from within a single function.

MISRA C:2012 Rule-8.9

(Advisory) An object should be defined at block scope if its identifier only appears in a single function

Code examples

The following code example fails the check and will give a warning:

```

static int i = 10;
int example(void) {
    return i;
}
void main() {
    printf("example() = %d\n", example());
}

```


The following code example passes the check and will not give a warning about this issue:

```

int example(void) {
    int i = 10;
    return i;
}
void main() {
    printf("example() = %d\n", example());
}

```

MISRAC2004-8.8_a


Synopsis	Multiple declarations of the same external object or function were found.
Enabled by default	Yes
Severity/Certainty	Low/Medium 
Full description	(Required) An external object or function shall be declared once in one and only one file. This check is identical to MISRAC2012-Rule-8.5_a.
Coding standards	MISRA C:2004 8.8 (Required) An external object or function shall be declared in one and only one file. MISRA C:2012 Rule-8.5 (Required) An external object or function shall be declared once in one and only one file
Code examples	The following code example fails the check and will give a warning:

```
extern int x;
extern int x;
int x = 1;
```

The following code example passes the check and will not give a warning about this issue:

```
extern int x;
int x = 1;
```

MISRAC2004-8.8_b


Synopsis	Multiple declarations of the same external object or function were found.
Enabled by default	Yes
Severity/Certainty	Low/Medium 
Full description	(Required) An external object or function shall be declared once in one and only one file. This check is identical to MISRAC2012-Rule-8.5_b. This is a link analysis check.
Coding standards	MISRA C:2004 8.8 (Required) An external object or function shall be declared in one and only one file. MISRA C:2012 Rule-8.5 (Required) An external object or function shall be declared once in one and only one file
Code examples	The following code example fails the check and will give a warning: <pre>/* file2.c extern int foo(int m); */ extern int foo(int m);</pre> The following code example passes the check and will not give a warning about this issue:

```

/* file1.c
extern int foo( int m );
*/
int foo(int m) {
    return m;
}


```

MISRAC2004-8.9

Synopsis	Multiple definitions or no definition were found for an external object or function.
Enabled by default	Yes
Severity/Certainty	Low/Medium 
Full description	(Required) An identifier with external linkage shall have exactly one external definition. Note: This check is not part of C-STAT but detected by the IAR linker.
Coding standards	MISRA C:2004 8.9 (Required) An identifier with external linkage shall have exactly one external definition. MISRA C:2012 Rule-8.6 (Required) An identifier with external linkage shall have exactly one external definition
Code examples	The following code example fails the check and will give a warning: <pre>void example(void) {}</pre> The following code example passes the check and will not give a warning about this issue: <pre>void example(void) {}</pre>

MISRAC2004-8.10

Synopsis	An externally linked object or function was found referenced in only one translation unit.
----------	--

Enabled by default	Yes
Severity/Certainty	Low/Medium 
Full description	<p>(Required) All declarations and definitions of objects or functions at file scope shall have internal linkage unless external linkage is required. This check is identical to MISRAC2012-Rule-8.7. This is a link analysis check.</p>
Coding standards	<p>MISRA C:2004 8.10</p> <p>(Required) All declarations and definitions of objects or functions at file scope shall have internal linkage unless external linkage is required.</p> <p>MISRA C:2012 Rule-8.7</p> <p>(Advisory) Functions and objects should not be defined with external linkage if they are referenced in only one translation unit</p>
Code examples	<p>The following code example fails the check and will give a warning:</p> <pre> /* file1.c static void example (void) { // dummy function } */ /* extern linkage */ extern int x; /* static linkage */ static void foo(void) { /* only referenced here */ x = 1; } </pre> <p>The following code example passes the check and will not give a warning about this issue:</p>



```

/* static linkage */
static int x;

/* static linkage */
static void foo(void) {
    /* no linkage */
    int y = (x++);
    if(y < 10)
        foo();
}

```


MISRAC2004-8.12

Synopsis	External arrays are declared without their size being stated explicitly or defined implicitly by initialization.
Enabled by default	Yes
Severity/Certainty	Low/Medium 
Full description	(Required) When an array is declared with external linkage, its size shall be stated explicitly or defined implicitly by initialization. This check is identical to MISRAC++2008-3-1-3, MISRAC2012-Rule-8.11.
Coding standards	<p>MISRA C:2004 8.12</p> <p>(Required) When an array is declared with external linkage, its size shall be stated explicitly or defined implicitly by initialization.</p> <p>MISRA C:2012 Rule-8.11</p> <p>(Advisory) When an array with external linkage is declared, its size should be explicitly specified</p> <p>MISRA C++ 2008 3-1-3</p> <p>(Required) When an array is declared, its size shall either be stated explicitly or defined implicitly by initialization.</p>
Code examples	<p>The following code example fails the check and will give a warning:</p> <pre>extern int a[];</pre>

The following code example passes the check and will not give a warning about this issue:

```
extern int a[10];
extern int b[] = { 0, 1, 2 };
```

MISRAC2004-9.1_a


Synopsis	A variable is read before it is assigned a value, on all execution paths.
Enabled by default	Yes
Severity/Certainty	High/High 
Full description	(Required) All automatic variables shall have been assigned a value before being used. This check is identical to SPC-uninit-var-all, MISRAC++2008-8-5-1_a, MISRAC2012-Rule-9.1_e.
Coding standards	CERT EXP33-C Do not reference uninitialized memory CWE 457 Use of Uninitialized Variable MISRA C:2004 9.1 (Required) All automatic variables shall have been assigned a value before being used. MISRA C:2012 Rule-9.1 (Mandatory) The value of an object with automatic storage duration shall not be read before it has been set MISRA C++ 2008 8-5-1 (Required) All variables shall have a defined value before they are used.
Code examples	The following code example fails the check and will give a warning:

```
int main(void) {
    int x;
    x++; //x is uninitialized
    return 0;
}
```

The following code example passes the check and will not give a warning about this issue:

```
int main(void) {
    int x = 0;
    x++;
    return 0;
}
```

MISRAC2004-9.1_b

Synopsis	On some execution paths, a variable is read before it is assigned a value.
Enabled by default	Yes
Severity/Certainty	High/Low 
Full description	(Required) All automatic variables shall have been assigned a value before being used. This check is identical to SPC-uninit-var-some, MISRAC++2008-8-5-1_b, MISRAC2012-Rule-9.1_f.
Coding standards	CWE 457 Use of Uninitialized Variable MISRA C:2004 9.1 (Required) All automatic variables shall have been assigned a value before being used. MISRA C:2012 Rule-9.1 (Mandatory) The value of an object with automatic storage duration shall not be read before it has been set MISRA C++ 2008 8-5-1 (Required) All variables shall have a defined value before they are used.

Code examples

The following code example fails the check and will give a warning:

```
#include <stdlib.h>

int main(void) {
    int x, y;
    if (rand()) {
        x = 0;
    }
    y = x; //x may not be initialized
    return 0;
}
```

The following code example passes the check and will not give a warning about this issue:

```
#include <stdlib.h>

int main(void) {
    int x;
    if (rand()) {
        x = 0;
    }
    /* x never read */
    return 0;
}
```

MISRAC2004-9.1_c

Synopsis

An uninitialized or NULL pointer that is dereferenced was found.

Enabled by default

Yes

Severity/Certainty

High/Medium



Full description

(Required) All automatic variables shall have been assigned a value before being used. This check is identical to PTR-uninit, MISRAC++2008-8-5-1_c.

Coding standards

CERT EXP33-C

Do not reference uninitialized memory

CWE 457

Use of Uninitialized Variable

CWE 824

Access of Uninitialized Pointer

MISRA C:2004 9.1

(Required) All automatic variables shall have been assigned a value before being used.

MISRA C++ 2008 8-5-1

(Required) All variables shall have a defined value before they are used.

Code examples

The following code example fails the check and will give a warning:

```
void example(void) {
    int *p;
    *p = 4; //p is uninitialized
}
```

The following code example passes the check and will not give a warning about this issue:

```
void example(void) {
    int *p, a;
    p = &a;
    *p = 4; //OK - p holds a valid address
}
```

MISRAC2004-9.2

Synopsis

A non-zero array initialization was found that does not exactly match the structure of the array declaration.

Enabled by default

Yes

Severity/Certainty

Medium/Medium



Full description

(Required) Braces shall be used to indicate and match the structure in the non-zero initialization of arrays and structures. This check is identical to MISRAC++2008-8-5-2.

Coding standards

MISRA C:2004 9.2

(Required) Braces shall be used to indicate and match the structure in the non-zero initialization of arrays and structures.

MISRA C++ 2008 8-5-2

(Required) Braces shall be used to indicate and match the structure in the nonzero initialization of arrays and structures.

Code examples

The following code example fails the check and will give a warning:

```
void example(void) {
    int y[3][2] = { { 1, 2 }, { 4, 5 } };
}
```

The following code example passes the check and will not give a warning about this issue:

```
void example(void) {
    int y[3][2] = { { 1, 2 }, { 3, 4 }, { 5, 6 } };
}
```

MISRAC2004-9.3

Synopsis

Partially initialized enum.

Enabled by default

Yes

Severity/Certainty

Medium/Medium



Full description

(Required) In an enumerator list, the '=' construct shall not be used to explicitly initialise members other than the first, unless all items are explicitly initialized.

Coding standards

This check does not correspond to any coding standard rules.

Code examples


The following code example fails the check and will give a warning:

```
enum E {
    A = 1,
    B = 2,
    C
};
```

The following code example passes the check and will not give a warning about this issue:


```
enum E {
    A = 1,
    B,
    C
};
```

MISRAC2004-10.1_a


Synopsis	An expression of integer type was found that is implicitly converted to a narrower or differently signed underlying type.
Enabled by default	Yes
Severity/Certainty	Low/Medium 
Full description	(Required) The value of an expression of integer type shall not be implicitly converted to a different underlying type if: (a) it is not a conversion to a wider integer type of the same signedness.
Coding standards	MISRA C:2004 10.1 (Required) The value of an expression of integer type shall not be implicitly converted to a different underlying type if: a. it is not a conversion to a wider integer type of the same signedness, or b. the expression is complex, or c. the expression is not constant and is a function argument, or d. the expression is not constant and is a return expression.
Code examples	The following code example fails the check and will give a warning: <pre>void example(void) { long pc[10]; // integer narrowing from int -> short short x = pc[5]; }</pre> <p>The following code example passes the check and will not give a warning about this issue:</p>

```
void example(void) {
    int pc[10];
    long x = pc[5];
}
```


MISRAC2004-10.1_b

Synopsis	A complex expression of integer type was found that is implicitly converted to a different underlying type.
Enabled by default	Yes
Severity/Certainty	Low/Medium 
Full description	(Required) The value of an expression of integer type shall not be implicitly converted to a different underlying type if: (b) the expression is complex.
Coding standards	MISRA C:2004 10.1 (Required) The value of an expression of integer type shall not be implicitly converted to a different underlying type if: a. it is not a conversion to a wider integer type of the same signedness, or b. the expression is complex, or c. the expression is not constant and is a function argument, or d. the expression is not constant and is a return expression.
Code examples	The following code example fails the check and will give a warning: <pre>void example(void) { int pc[10]; // complex expression long long x = pc[5] + 5; }</pre> The following code example passes the check and will not give a warning about this issue: <pre>void example(void) { int pc[10]; // complex expression without an implicit cast. int x = pc[5] + 5; }</pre>

MISRAC2004-10.1_c


Synopsis	A non-constant expression of integer type was found that is implicitly converted to a different underlying type in a function argument.
Enabled by default	Yes
Severity/Certainty	Low/Medium 
Full description	(Required) The value of an expression of integer type shall not be implicitly converted to a different underlying type if: (c) the expression is not constant and is a function argument.
Coding standards	MISRA C:2004 10.1 (Required) The value of an expression of integer type shall not be implicitly converted to a different underlying type if: a. it is not a conversion to a wider integer type of the same signedness, or b. the expression is complex, or c. the expression is not constant and is a function argument, or d. the expression is not constant and is a return expression.
Code examples	The following code example fails the check and will give a warning: <pre>void function(long long argument); void example(void) { int x = 4; function(x); }</pre> <p>The following code example passes the check and will not give a warning about this issue:</p> <pre>void function(long argument); void example(void) { function(4); }</pre>

MISRAC2004-10.1_d


Synopsis	A non-constant expression of integer type was found that is implicitly converted to a different underlying type in a return expression.
Enabled by default	Yes
Severity/Certainty	Low/Medium 
Full description	(Required) The value of an expression of integer type shall not be implicitly converted to a different underlying type if: (d) the expression is not constant and is a return expression.
Coding standards	MISRA C:2004 10.1 (Required) The value of an expression of integer type shall not be implicitly converted to a different underlying type if: a. it is not a conversion to a wider integer type of the same signedness, or b. the expression is complex, or c. the expression is not constant and is a function argument, or d. the expression is not constant and is a return expression.
Code examples	The following code example fails the check and will give a warning: <pre>long long example(void) { int x = 4; return x; }</pre> <p>The following code example passes the check and will not give a warning about this issue:</p> <pre>long example(void) { return 4; }</pre>

MISRAC2004-10.2_a

Synopsis	An expression of floating type was found that is implicitly converted to a narrower underlying type.
Enabled by default	Yes

Severity/Certainty	Low/Medium 
Full description	(Required) The value of an expression of floating type shall not be implicitly converted to a different underlying type if: (a) it is not a conversion to a wider floating type.
Coding standards	MISRA C:2004 10.2 (Required) The value of an expression of floating type shall not be implicitly converted to a different underlying type if: a. it is not a conversion to a wider floating type, or b. the expression is complex, or c. the expression is a function argument, or d. the expression is a return expression.
Code examples	The following code example fails the check and will give a warning: <pre>void example(void) { double pc[10]; float x = pc[5]; // architecture dependent }</pre> The following code example passes the check and will not give a warning about this issue: <pre>void example(void) { unsigned char c; float x = c; }</pre>

MISRAC2004-10.2_b

Synopsis	An expression of floating type was found that is implicitly converted to a narrower underlying type.
Enabled by default	Yes
Severity/Certainty	Low/Medium 
Full description	(Required) The value of an expression of floating type shall not be implicitly converted to a different underlying type if: (b) the expression is complex.

Coding standards MISRA C:2004 10.2

(Required) The value of an expression of floating type shall not be implicitly converted to a different underlying type if: a. it is not a conversion to a wider floating type, or b. the expression is complex, or c. the expression is a function argument, or d. the expression is a return expression.

Code examples The following code example fails the check and will give a warning:

```
void example(void) {
    float pc[10];
    double x = pc[5] + 5; // architecture dependent
}
```

The following code example passes the check and will not give a warning about this issue:


```
void example(void) {
    float pc[10];
    // complex expression without an implicit cast.
    float x = pc[5] + 5;
}
```

MISRAC2004-10.2_c

Synopsis A non-constant expression of floating type was found that is implicitly converted to a different underlying type in a function argument.

Enabled by default Yes

Severity/Certainty Low/Medium



Full description (Required) The value of an expression of floating type shall not be implicitly converted to a different underlying type if: (c) the expression is not constant and is a function argument.

Coding standards MISRA C:2004 10.2

(Required) The value of an expression of floating type shall not be implicitly converted to a different underlying type if: a. it is not a conversion to a wider floating type, or b. the expression is complex, or c. the expression is a function argument, or d. the expression is a return expression.

Code examples

The following code example fails the check and will give a warning:

```
void function(double argument);

void example(void) {
    float x = 4;
    function(x); // architecture dependent
}
```

The following code example passes the check and will not give a warning about this issue:

```
void function(double argument);

void example(void) {
    function(4.0);
}
```

MISRAC2004-10.2_d

Synopsis

A non-constant expression of floating type was found that is implicitly converted to a different underlying type in a return expression.

Enabled by default

Yes

Severity/Certainty

Low/Medium



Full description

(Required) The value of an expression of floating type shall not be implicitly converted to a different underlying type if: (d) the expression is not constant and is a return expression.

Coding standards

MISRA C:2004 10.2

(Required) The value of an expression of floating type shall not be implicitly converted to a different underlying type if: a. it is not a conversion to a wider floating type, or b. the expression is complex, or c. the expression is a function argument, or d. the expression is a return expression.

Code examples


The following code example fails the check and will give a warning:

```
double example(void) {
    float x = 4;
    return x; // architecture dependent
}
```

The following code example passes the check and will not give a warning about this issue:

```
double example(void) {
    return 4.0;
}
```


MISRAC2004-10.3

Synopsis	A complex expression of integer type was found that is cast to a wider or differently signed underlying type.
Enabled by default	Yes
Severity/Certainty	Low/Medium 
Full description	(Required) The value of a complex expression of integer type shall only be cast to a type that is not wider and of the same signedness as the underlying type of the expression.
Coding standards	MISRA C:2004 10.3 (Required) The value of a complex expression of integer type shall only be cast to a type that is not wider and of the same signedness as the underlying type of the expression.
Code examples	The following code example fails the check and will give a warning: <pre>void example(void) { int s16a = 3; int s16b = 3; // arithmetic makes it a complex expression long long x = (long long)(s16a + s16b); }</pre> <p>The following code example passes the check and will not give a warning about this issue:</p>


```
void example(void) {
    int array[10];

    // A non complex expression is considered safe
    long x = (long)(array[5]);
}
```

MISRAC2004-10.4

Synopsis	A complex expression of floating type was found that is cast to a wider or different underlying type.
Enabled by default	Yes
Severity/Certainty	Low/Medium 
Full description	(Required) The value of a complex expression of floating type shall only be cast to a floating type which is narrower or of the same size.
Coding standards	MISRA C:2004 10.4 <p>(Required) The value of a complex expression of floating type shall only be cast to a floating type which is narrower or of the same size.</p>
Code examples	The following code example fails the check and will give a warning: <pre>void example(void) { float array[10]; // architecture dependant double x = (double)(array[5] + 3.0f); }</pre> <p>The following code example passes the check and will not give a warning about this issue:</p> <pre>void example(void) { float array[10]; // A non complex expression is considered safe double x = (double)(array[5]); }</pre>

MISRA C2004-10.5

Synopsis	Detected a bitwise operation on unsigned char or unsigned short, that are not immediately cast to this type to ensure consistent truncation.
Enabled by default	Yes
Severity/Certainty	Low/Medium 
Full description	(Required) If the bitwise operators ~ and << are applied to an operand of underlying type unsigned char or unsigned short, the result shall be immediately cast to the underlying type of the operand. This check is identical to MISRA C++2008-5-0-10.
Coding standards	MISRA C:2004 10.5 <p>(Required) If the bitwise operators ~ and << are applied to an operand of underlying type unsigned char or unsigned short, the result shall be immediately cast to the underlying type of the operand.</p> MISRA C++ 2008 5-0-10 <p>(Required) If the bitwise operators ~ and << are applied to an operand with an underlying type of unsigned char or unsigned short, the result shall be immediately cast to the underlying type of the operand.</p>
Code examples	The following code example fails the check and will give a warning: <pre>typedef unsigned char uint8_t; typedef unsigned short uint16_t; void example(void) { uint8_t port = 0x5aU; uint8_t result_8; uint16_t result_16; uint16_t mode; result_8 = (~port) >> 4; } </pre> <p>The following code example passes the check and will not give a warning about this issue:</p>


```


typedef unsigned char uint8_t;
typedef unsigned short uint16_t;

void example(void) {
    uint8_t port = 0x5aU;
    uint8_t result_8;
    uint16_t result_16;
    uint16_t mode;

    result_8 = ((uint8_t)(~port)) >> 4;
    result_16 = ((uint16_t)(~(uint16_t)port)) >> 4;
}

```

MISRAC2004-10.6


Synopsis	Constants of unsigned type were found that do not have a U suffix.
Enabled by default	Yes
Severity/Certainty	Low/Low 
Full description	(Required) A U suffix shall be applied to all constants of unsigned type. This check is identical to MISRAC++2008-2-13-3, MISRAC2012-Rule-7.2.
Coding standards	MISRA C:2004 10.6 (Required) A U suffix shall be applied to all constants of unsigned type. MISRA C:2012 Rule-7.2 (Required) A "u" or "U" suffix shall be applied to all integer constants that are represented in an unsigned type MISRA C++ 2008 2-13-3 (Required) A "U" suffix shall be applied to all octal or hexadecimal integer literals of unsigned type.
Code examples	The following code example fails the check and will give a warning:

```
void example(void) {
    // 2147483648 -- does not fit in 31bits
    unsigned int x = 0x80000000;
}
```

The following code example passes the check and will not give a warning about this issue:

```
void example(void) {
    unsigned int x = 0x80000000u;
}
```


MISRAC2004-11.1

Synopsis	Conversions were found between a pointer to a function and a type other than an integral type.
Enabled by default	Yes
Severity/Certainty	Medium/Medium 
Full description	(Required) Conversions shall not be performed between a pointer to a function and any type other than an integral type.
Coding standards	MISRA C:2004 11.1 (Required) Conversions shall not be performed between a pointer to a function and any type other than an integral type.
Code examples	The following code example fails the check and will give a warning: <pre>#include <stdlib.h> void example(void) { int (*fptr)(int,int); (int*) fptr; }</pre> <p>The following code example passes the check and will not give a warning about this issue:</p>

```
#include <stdlib.h>


void example(void) {
    int (*fptr)(int,int);
    (int )fptr;
}
```

MISRA C:2004-11.3

Synopsis	A cast between a pointer type and an integral type was found.
Enabled by default	No
Severity/Certainty	Low/Medium 
Full description	(Advisory) A cast should not be performed between a pointer type and an integral type. This check is identical to MISRA C++2008-5-2-9, MISRA C:2012-Rule-11.4.
Coding standards	MISRA C:2004 11.3 (Advisory) A cast should not be performed between a pointer type and an integral type. MISRA C:2012 Rule-11.4 (Advisory) A conversion should not be performed between a pointer to object and an integer type MISRA C++ 2008 5-2-9 (Advisory) A cast should not convert a pointer type to an integral type.
Code examples	The following code example fails the check and will give a warning: <pre>void example(void) { int *p; int x; x = (int)p; }</pre> The following code example passes the check and will not give a warning about this issue:

```
void example(void) {
    int *p;
    int *x;
    x = p;
}
```


MISRAC2004-11.4

Synopsis	A pointer to object type was found that is cast to a pointer to different object type.
Enabled by default	No
Severity/Certainty	Low/Medium 
Full description	(Advisory) A cast should not be performed between a pointer to object type and a different pointer to object type. This check is identical to MISRAC++2008-5-2-7.
Coding standards	MISRA C:2004 11.4 <p>(Advisory) A cast should not be performed between a pointer to object type and a different pointer to object type.</p> MISRA C++ 2008 5-2-7 <p>(Required) An object with pointer type shall not be converted to an unrelated pointer type, either directly or indirectly.</p>
Code examples	The following code example fails the check and will give a warning: <pre>typedef unsigned int uint32_t; typedef unsigned char uint8_t; void example(void) { uint8_t * p1; uint32_t * p2; p2 = (uint32_t *)p1; }</pre> <p>The following code example passes the check and will not give a warning about this issue:</p>

```
typedef unsigned int uint32_t;
typedef unsigned char uint8_t;

void example(void) {
    uint8_t * p1;
    uint8_t * p2;
    p2 = (uint8_t *)p1;
}
```

MISRA C2004-11.5

Synopsis	Casts were found that that remove any const or volatile qualification.
Enabled by default	Yes
Severity/Certainty	Low/High 
Full description	(Required) A cast shall not be performed that removes any const or volatile qualification from the type addressed by a pointer. This check is identical to MISRA C++2008-5-2-5, MISRA C2012-Rule-11.8.
Coding standards	<p>MISRA C:2004 11.5</p> <p>(Required) A cast shall not be performed that removes any const or volatile qualification from the type addressed by a pointer.</p> <p>MISRA C:2012 Rule-11.8</p> <p>(Required) A cast shall not remove any const or volatile qualification from the type pointed to by a pointer</p> <p>MISRA C++ 2008 5-2-5</p> <p>(Required) A cast shall not remove any const or volatile qualification from the type of a pointer or reference.</p>
Code examples	The following code example fails the check and will give a warning:

```
typedef unsigned short uint16_t;

void example(void) {

    uint16_t x;
    const uint16_t * pci;      /* pointer to const int */
    uint16_t * pi;           /* pointer to int */

    pi = (uint16_t *)pci; // not compliant

}
```

The following code example passes the check and will not give a warning about this issue:

```
typedef unsigned short uint16_t;


void example(void) {

    uint16_t x;
    uint16_t * const cpi = &x; /* const pointer to int */
    uint16_t * pi;           /* pointer to int */

    pi = cpi; // compliant - no cast required

}
```

MISRAC2004-12.1

Synopsis	Expressions were found without parentheses, making the operator precedence implicit instead of explicit.
Enabled by default	No
Severity/Certainty	Medium/Medium 
Full description	(Advisory) Limited dependence should be placed on the C operator precedence rules in expressions. This check is identical to MISRAC++2008-5-0-2.
Coding standards	MISRA C:2004 12.1

(Advisory) Limited dependence should be placed on the C operator precedence rules in expressions.

MISRA C++ 2008 5-0-2

(Advisory) Limited dependence should be placed on C++ operator precedence rules in expressions.

Code examples

The following code example fails the check and will give a warning:

```
void example(void) {
    int i;
    int j;
    int k;
    int result;

    result = i + j * k;
}
```

The following code example passes the check and will not give a warning about this issue:

```
void example(void) {
    int i;
    int j;
    int k;
    int result;

    result = i + (j - k);
}
```

MISRAC2004-12.2_a

Synopsis

Expressions were found that depend on the order of evaluation.

Enabled by default

Yes

Severity/Certainty

Medium/High



Full description

(Required) The value of an expression shall be the same under any order of evaluation that the standard permits. This check is identical to MISRAC++2008-5-0-1_a, MISRAC2012-Rule-1.3_i, MISRAC2012-Rule-13.2_a, SPC-order, CERT-EXP30-C_a.

Coding standards

CERT EXP10-C

Do not depend on the order of evaluation of subexpressions or the order in which side effects take place

CERT EXP30-C

Do not depend on order of evaluation between sequence points

CWE 696

Incorrect Behavior Order

MISRA C:2004 12.2

(Required) The value of an expression shall be the same under any order of evaluation that the standard permits.

MISRA C:2012 Rule-1.3

(Required) There shall be no occurrence of undefined or critical unspecified behaviour

MISRA C:2012 Rule-13.2

(Required) The value of an expression and its persistent side effects shall be the same under all permitted evaluation orders

MISRA C++ 2008 5-0-1

(Required) The value of an expression shall be the same under any order of evaluation that the standard permits.

Code examples


The following code example fails the check and will give a warning:

```
int main(void) {
    int i = 0;
    i = i * i++; //unspecified order of operations
    return 0;
}
```

The following code example passes the check and will not give a warning about this issue:

```
int main(void) {
    int i = 0;
    int x = i;
    i++;
    x = x * i; //OK - statement is broken up
    return 0;
}
```


MISRAC2004-12.2_b


Synopsis	More than one read access with volatile-qualified type was found within one sequence point.
Enabled by default	Yes
Severity/Certainty	Medium/High 
Full description	(Required) The value of an expression shall be the same under any order of evaluation that the standard permits. This check is identical to SPC-volatile-reads, MISRAC++2008-5-0-1_b, MISRAC2012-Rule-13.2_b.
Coding standards	<p>CERT EXP10-C</p> <p>Do not depend on the order of evaluation of subexpressions or the order in which side effects take place</p> <p>CERT EXP30-C</p> <p>Do not depend on order of evaluation between sequence points</p> <p>CWE 696</p> <p>Incorrect Behavior Order</p> <p>MISRA C:2004 12.2</p> <p>(Required) The value of an expression shall be the same under any order of evaluation that the standard permits.</p> <p>MISRA C:2012 Rule-13.2</p> <p>(Required) The value of an expression and its persistent side effects shall be the same under all permitted evaluation orders</p> <p>MISRA C++ 2008 5-0-1</p> <p>(Required) The value of an expression shall be the same under any order of evaluation that the standard permits.</p>
Code examples	The following code example fails the check and will give a warning:

```
void example(void) {
    int x;
    volatile int v;
    x = v + v;
}
```

The following code example passes the check and will not give a warning about this issue:

```
int main(void) {
    volatile int i = 0;
    int x = i;
    i++;
    x = x * i; //OK - statement is broken up
    return 0;
}
```

MISRAC2004-12.2_c

Synopsis	More than one modification access with volatile-qualified type was found within one sequence point.
Enabled by default	Yes
Severity/Certainty	Medium/High 
Full description	(Required) The value of an expression shall be the same under any order of evaluation that the standard permits. This check is identical to SPC-volatile-writes, MISRAC++2008-5-0-1_c, MISRAC2012-Rule-13.2_c.
Coding standards	CERT EXP10-C <p style="margin-left: 40px;">Do not depend on the order of evaluation of subexpressions or the order in which side effects take place</p> CERT EXP30-C <p style="margin-left: 40px;">Do not depend on order of evaluation between sequence points</p> CWE 696 <p style="margin-left: 40px;">Incorrect Behavior Order</p>

MISRA C:2004 12.2

(Required) The value of an expression shall be the same under any order of evaluation that the standard permits.

MISRA C:2012 Rule-13.2

(Required) The value of an expression and its persistent side effects shall be the same under all permitted evaluation orders

MISRA C++ 2008 5-0-1

(Required) The value of an expression shall be the same under any order of evaluation that the standard permits.

Code examples

The following code example fails the check and will give a warning:

```
void example(void) {
    int x;
    volatile int v, w;
    v = w = x;
}
```

The following code example passes the check and will not give a warning about this issue:

```
#include <stdbool.h>

void InitializeArray(int *);
const int *example(void)
{
    static volatile bool s_initialized = false;
    static int s_array[256];

    if (!s_initialized)
    {
        InitializeArray(s_array);
        s_initialized = true;
    }
    return s_array;
}
```


MISRAC2004-12.3

Synopsis


Sizeof expressions were found that contain side effects.

Enabled by default

Yes

Severity/Certainty	<p>Medium/Medium</p> 
Full description	<p>(Required) The sizeof operator shall not be used on expressions that contain side effects. The sizeof operator was found used on expressions that contain side effects. This might make it look as if the expression will be evaluated, but because sizeof only operates on the type of the expression, the expression itself is not evaluated. This check is identical to SIZEOF-side-effect, MISRAC++2008-5-3-4.</p>
Coding standards	<p>CERT EXP06-C</p> <p style="padding-left: 40px;">Operands to the sizeof operator should not contain side effects</p> <p>CERT EXP06-CPP</p> <p style="padding-left: 40px;">Operands to the sizeof operator should not contain side effects</p> <p>MISRA C:2004 12.3</p> <p style="padding-left: 40px;">(Required) The sizeof operator shall not be used on expressions that contain side effects.</p> <p>MISRA C++ 2008 5-3-4</p> <p style="padding-left: 40px;">(Required) Evaluation of the operand to the sizeof operator shall not contain side effects.</p>
Code examples	<p>The following code example fails the check and will give a warning:</p> <pre>void example(void) { int i; int size = sizeof(i++); }</pre> <p>The following code example passes the check and will not give a warning about this issue:</p> <pre>void example(void) { int i; int size = sizeof(i); i++; }</pre>

MISRAC2004-12.4

Synopsis	Right-hand operands of && or were found that contain side effects.
Enabled by default	Yes
Severity/Certainty	Medium/Medium 
Full description	(Required) The right-hand operand of a logical && or operator shall not contain side effects. This check is identical to MISRAC++2008-5-14-1, MISRAC2012-Rule-13.5.
Coding standards	CWE 768 Incorrect Short Circuit Evaluation MISRA C:2004 12.4 (Required) The right-hand operand of a logical && or operator shall not contain side effects. MISRA C:2012 Rule-13.5 (Required) The right hand operand of a logical && or operator shall not contain persistent side effects MISRA C++ 2008 5-14-1 (Required) The right hand operand of a logical && or operator shall not contain side effects.
Code examples	The following code example fails the check and will give a warning: <pre>void example(void) { int i; int size = rand() && i++; }</pre> The following code example passes the check and will not give a warning about this issue: <pre>void example(void) { int i; int size = rand() && i; }</pre>

MISRAC2004-12.5

Synopsis The operands of a logical && or || is not an identifier, a constant, a parenthesized expression or a sequence of the same logical operator.

Enabled by default Yes

Severity/Certainty Medium/Medium



Full description (Required) The operands of a logical && or || shall be primary-expressions.

Coding standards This check does not correspond to any coding standard rules.

Code examples The following code example fails the check and will give a warning:

```
int main(void) {
    int a,b;
    if (a > 0 && !b);
}
```

The following code example passes the check and will not give a warning about this issue:

```
int main(void) {
    int a,b;
    if ((a > 0) && (!b));
}
```

MISRAC2004-12.6_a

Synopsis Operands of logical operators (&&, ||, and !) were found that are not effectively Boolean.

Enabled by default No


Severity/Certainty Low/Medium



Full description	(Advisory) The operands of logical operators (&&, , and !) should be effectively boolean. This check is identical to MISRAC++2008-5-3-1.
Coding standards	<p>MISRA C:2004 12.6</p> <p>(Advisory) The operands of logical operators (&&, , and !) should be effectively boolean. Expressions that are effectively boolean should not be used as operands to operators other than (&&, , !, =, ==, !=, and ?:).</p> <p>MISRA C++ 2008 5-3-1</p> <p>(Required) Each operand of the ! operator, the logical && or the logical operators shall have type bool.</p>
Code examples	<p>The following code example fails the check and will give a warning:</p> <pre>void example(void) { int d, c, b, a; d = (c & a) && b; } </pre> <p>The following code example passes the check and will not give a warning about this issue:</p> <pre>typedef charboolean_t; /* Compliant: Boolean-by-enforcement */ void example(void) { boolean_t d; boolean_t c = 1; boolean_t b = 0; boolean_t a = 1; d = (c && a) && b; } </pre>

MISRAC2004-12.6_b

Synopsis	Uses of arithmetic operators on Boolean operands were found.
Enabled by default	No

Severity/Certainty	<p>Low/Low</p> 
Full description	<p>(Advisory) Expressions that are effectively boolean should not be used as operands to operators other than (&&, , !, =, ==, !=, and ?:). This check is identical to MISRAC++2008-4-5-1.</p>
Coding standards	<p>MISRA C:2004 12.6</p> <p>(Advisory) The operands of logical operators (&&, , and !) should be effectively boolean. Expressions that are effectively boolean should not be used as operands to operators other than (&&, , !, =, ==, !=, and ?:).</p> <p>MISRA C++ 2008 4-5-1</p> <p>(Required) Expressions with type bool shall not be used as operands to built-in operators other than the assignment operator =, the logical operators &&, , !, the equality operators == and !=, the unary & operator, and the conditional operator.</p>
Code examples	<p>The following code example fails the check and will give a warning:</p> <pre>void func(bool b) { bool x; bool y; y = x % b; }</pre> <p>The following code example passes the check and will not give a warning about this issue:</p>


```

typedef charboolean_t; /* Compliant: Boolean-by-enforcement */


void example(void)
{
    boolean_t d;
    boolean_t c = 1;
    boolean_t b = 0;
    boolean_t a = 1;

    d = ( c && a ) && b;
}

void func()
{
    bool x;
    bool y;
    y = x && y;
}

```

MISRAC2004-12.7

Synopsis	Applications of bitwise operators to signed operands were found.
Enabled by default	Yes
Severity/Certainty	Low/Medium 
Full description	(Required) Bitwise operators shall not be applied to operands whose underlying type is signed. This check is identical to MISRAC++2008-5-0-21.
Coding standards	CERT INT13-C Use bitwise operators only on unsigned operands MISRA C:2004 12.7 (Required) Bitwise operators shall not be applied to operands whose underlying type is signed. MISRA C++ 2008 5-0-21 (Required) Bitwise operators shall only be applied to operands of unsigned underlying type.

Code examples

The following code example fails the check and will give a warning:

```
void example(void) {
    int x = -(1U);

    x ^ 1;
    x & 0x7F;
    ((unsigned int)x) & 0x7F;
}
```

The following code example passes the check and will not give a warning about this issue:

```
void example(void) {
    int x = -1;
    ((unsigned int)x) ^ 1U;
    2U ^ 1U;
    ((unsigned int)x) & 0x7FU;
    ((unsigned int)x) & 0x7FU;
}
```

MISRAC2004-12.8

Synopsis

Shifts were found where the right-hand operand might be negative, or too large.

Enabled by default

Yes

Severity/Certainty

Medium/Medium



Full description

(Required) The right-hand operand of a shift operator shall lie between zero and one less than the width in bits of the underlying type of the left-hand operand. This check is identical to ATH-shift-bounds, MISRAC++2008-5-8-1, MISRAC2012-Rule-12.2.

Coding standards

CERT INT34-C

Do not shift a negative number of bits or more bits than exist in the operand

CWE 682

Incorrect Calculation

MISRA C:2004 12.8

(Required) The right-hand operand of a shift operator shall lie between zero and one less than the width in bits of the underlying type of the left-hand operand.

MISRA C:2012 Rule-12.2

(Required) The right hand operand of a shift operator shall lie in the range zero to one less than the width in bits of the essential type of the left hand operand

MISRA C++ 2008 5-8-1

(Required) The right hand operand of a shift operator shall lie between zero and one less than the width in bits of the underlying type of the left hand operand.

Code examples

The following code example fails the check and will give a warning:

```
unsigned int foo(unsigned int x, unsigned int y)
{
    int shift = 33; // too big
    return 3U << shift;
}
```

The following code example passes the check and will not give a warning about this issue:

```
unsigned int foo(unsigned int x)
{
    int y = 1; // OK - this is within the correct range
    return x << y;
}
```

MISRAC2004-12.9

Synopsis

Uses of unary minus on unsigned expressions were found.

Enabled by default

Yes

Severity/Certainty

Low/Medium



Full description

(Required) The unary minus operator shall not be applied to an expression whose underlying type is unsigned. This check is identical to MISRAC2012-Rule-10.1_R8, MISRAC++2008-5-3-2.

Coding standards

MISRA C:2004 12.9

(Required) The unary minus operator shall not be applied to an expression whose underlying type is unsigned.

MISRA C:2012 Rule-10.1

(Required) Operands shall not be of an inappropriate essential type

MISRA C++ 2008 5-3-2

(Required) The unary minus operator shall not be applied to an expression whose underlying type is unsigned.

Code examples

The following code example fails the check and will give a warning:

```
void example(void) {
    unsigned int max = -1U;
    // use max = ~0U;
}
```

The following code example passes the check and will not give a warning about this issue:

```
void example(void) {
    int neg_one = -1;
}
```

MISRA C2004-12.10

Synopsis

Uses of the comma operator were found.

Enabled by default

Yes

Severity/Certainty

Low/High



Full description

(Required) The comma operator shall not be used. This check is identical to MISRA C++2008-5-18-1, MISRA C2012-Rule-12.3.

Coding standards

MISRA C:2004 12.10

(Required) The comma operator shall not be used.

MISRA C:2012 Rule-12.3

(Advisory) The comma operator should not be used

MISRA C++ 2008 5-18-1

(Required) The comma operator shall not be used.

Code examples

The following code example fails the check and will give a warning:

```
#include <string.h>

void reverse(char *string) {
    int i, j;
    j = strlen(string);
    for (i = 0; i < j; i++, j--) {
        char temp = string[i];
        string[i] = string[j];
        string[j] = temp;
    }
}
```

The following code example passes the check and will not give a warning about this issue:

```
#include <string.h>

void reverse(char *string) {
    int i;
    int length = strlen(string);
    int half_length = length / 2;
    for (i = 0; i < half_length; i++) {
        int opposite = length - i;
        char temp = string[i];
        string[i] = string[opposite];
        string[opposite] = temp;
    }
}
```

MISRAC2004-12.11

Synopsis

Found a constant unsigned integer expression that overflows.

Enabled by default

No

Severity/Certainty

Medium/Medium



Full description	(Advisory) Evaluation of constant unsigned integer expressions should not lead to wrap-around. This check is identical to <code>EXPR-const-overflow</code> , <code>MISRAC++2008-5-19-1</code> , <code>MISRAC2012-Rule-12.4</code> .
Coding standards	<p>CWE 190</p> <p style="padding-left: 40px;">Integer Overflow or Wraparound</p> <p>MISRA C:2004 12.11</p> <p style="padding-left: 40px;">(Advisory) Evaluation of constant unsigned integer expressions should not lead to wrap-around.</p> <p>MISRA C:2012 Rule-12.4</p> <p style="padding-left: 40px;">(Advisory) Evaluation of constant expressions should not lead to unsigned integer wrap-around</p> <p>MISRA C++ 2008 5-19-1</p> <p style="padding-left: 40px;">(Advisory) Evaluation of constant unsigned integer expressions should not lead to wrap-around.</p>

Code examples	<p>The following code example fails the check and will give a warning:</p> <pre>void example(void) { (0xFFFFFFFF + 1u); }</pre> <p>The following code example passes the check and will not give a warning about this issue:</p> <pre>void example(void) { 0x7FFFFFFF + 0; }</pre>
---------------	--

MISRAC2004-12.12_a


Synopsis	Found a read access to a field of a union following a write access to a different field, which effectively re-interprets the bit pattern with a different type.
Enabled by default	Yes
Severity/Certainty	Medium/High




Full description	(Required) The underlying bit representations of floating-point values shall not be used. To reinterpret bit patterns deliberately, use an explicit cast. This check is identical to UNION-type-punning.
Coding standards	<p>CERT EXP39-C</p> <p style="padding-left: 40px;">Do not access a variable through a pointer of an incompatible type</p> <p>CWE 188</p> <p style="padding-left: 40px;">Reliance on Data/Memory Layout</p> <p>MISRA C:2004 12.12</p> <p style="padding-left: 40px;">(Required) The underlying bit representations of floating-point values shall not be used.</p>
Code examples	<p>The following code example fails the check and will give a warning:</p> <pre>union name { int int_field; float float_field; }; void example(void) { union name u; u.int_field = 10; float f = u.float_field; }</pre> <p>The following code example passes the check and will not give a warning about this issue:</p> <pre>union name { int int_field; float float_field; }; void example(void) { union name u; u.int_field = 10; float f = u.int_field; }</pre>

MISRAC2004-12.12_b

Synopsis	An expression was found that provides access to the bit representation of a floating-point variable.
----------	--

Enabled by default	Yes
Severity/Certainty	Medium/Medium 
Full description	(Required) The underlying bit representations of floating-point values shall not be used. This check is identical to MISRAC++2008-3-9-3.
Coding standards	MISRA C:2004 12.12 <p>(Required) The underlying bit representations of floating-point values shall not be used.</p> MISRA C++ 2008 3-9-3 <p>(Required) The underlying bit representations of floating-point values shall not be used.</p>
Code examples	The following code example fails the check and will give a warning: <pre>void example(float f) { int * x = (int *)&f; int i = *x; }</pre> <p>The following code example passes the check and will not give a warning about this issue:</p> <pre>void example(float f) { int i = (int)f; }</pre>


MISRA C2004-12.13

Synopsis	Uses of the increment (++) and decrement (--) operators were found mixed with other operators in an expression.
Enabled by default	No
Severity/Certainty	Low/Medium 


Full description	(Advisory) The increment (++) and decrement (--) operators should not be mixed with other operators in an expression. This check is identical to MISRAC++2008-5-2-10, MISRAC2012-Rule-13.3.
Coding standards	<p>MISRA C:2004 12.13</p> <p>(Advisory) The increment (++) and decrement (--) operators should not be mixed with other operators in an expression.</p> <p>MISRA C:2012 Rule-13.3</p> <p>(Advisory) A full expression containing an increment (++) or decrement (--) operator should have no other potential side effects other than that caused by the increment or decrement operator</p> <p>MISRA C++ 2008 5-2-10</p> <p>(Advisory) The increment (++) and decrement (--) operators should not be mixed with other operators in an expression.</p>
Code examples	<p>The following code example fails the check and will give a warning:</p> <pre>void example(char *src, char *dst) { while ((*src++ = *dst++)); }</pre> <p>The following code example passes the check and will not give a warning about this issue:</p> <pre>void example(char *src, char *dst) { while (*src) { *dst = *src; src++; dst++; } }</pre>

MISRAC2004-13.1

Synopsis	Assignment operators were found in expressions that yield a Boolean value.
Enabled by default	Yes

Severity/Certainty	<p>Low/Medium</p> 
Full description	(Required) Assignment operators shall not be used in expressions that yield a boolean value.
Coding standards	<p>MISRA C:2004 13.1</p> <p>(Required) Assignment operators shall not be used in expressions that yield a boolean value.</p>
Code examples	<p>The following code example fails the check and will give a warning:</p> <pre>void example(void) { int result; if (result = condition()) { } }</pre> <p>The following code example passes the check and will not give a warning about this issue:</p> <pre>void example(void) { int result = condition(); if (result) { } }</pre>

MISRAC2004-13.2_a

Synopsis	Non-Boolean termination conditions were found in do ... while statements.
Enabled by default	No
Severity/Certainty	<p>Low/Medium</p> 
Full description	(Advisory) Tests of a value against zero should be made explicit, unless the operand is effectively boolean. This check is identical to MISRAC++2008-5-0-13_a, MISRAC2012-Rule-14.4_a.

Coding standards

MISRA C:2004 13.2

(Advisory) Tests of a value against zero should be made explicit, unless the operand is effectively boolean.

MISRA C:2012 Rule-14.4

(Required) The controlling expression of an if statement and the controlling expression of an iteration-statement shall have essentially Boolean type

MISRA C++ 2008 5-0-13

(Required) The condition of an if-statement and the condition of an iteration-statement shall have type bool.

Code examples

The following code example fails the check and will give a warning:

```
typedef int int32_t;
int32_t func();

void example(void)
{
    do {
        } while (func());
}
```

The following code example passes the check and will not give a warning about this issue:

```

#include <stddef.h>

int * fn()
{
    int * ptr;
    return ptr;
}

int fn2()
{
    return 5;
}

bool fn3()
{
    return true;
}

void example(void)
{
    while (int *ptr = fn() ) // Compliant by exception
    {}

    do
    {
        int *ptr = fn();
        if ( NULL == ptr )
        {
            break;
        }
    }
    while (true); // Compliant


    while (int len = fn2() ) // Compliant by exception
    {}

    if (int *p = fn()) {} // Compliant by exception
    if (int len = fn2() ) {} // Compliant by exception
    if (bool flag = fn3()) {} // Compliant
}

```

MISRAC2004-13.2_b

Synopsis	Non-boolean termination conditions were found in <code>for</code> loops.
Enabled by default	No

Severity/Certainty	Medium/Medium 
Full description	(Advisory) Tests of a value against zero should be made explicit, unless the operand is effectively boolean. This check is identical to MISRAC++2008-5-0-13_b, MISRAC2012-Rule-14.4_b.
Coding standards	MISRA C:2004 13.2 (Advisory) Tests of a value against zero should be made explicit, unless the operand is effectively boolean. MISRA C:2012 Rule-14.4 (Required) The controlling expression of an if statement and the controlling expression of an iteration-statement shall have essentially Boolean type MISRA C++ 2008 5-0-13 (Required) The condition of an if-statement and the condition of an iteration-statement shall have type bool.
Code examples	The following code example fails the check and will give a warning: <pre>void example(void) { for (int x = 10;x;--x) {} }</pre> The following code example passes the check and will not give a warning about this issue:

```

#include <stddef.h>

int * fn()
{
    int * ptr;
    return ptr;
}

int fn2()
{
    return 5;
}

bool fn3()
{
    return true;
}

void example(void)
{
    for (fn(); fn3(); fn2()) // Compliant
    {}


    for (fn(); true; fn()) // Compliant
    {
        int *ptr = fn();
        if ( NULL == ptr )
        {
            break;
        }
    }

    for (int len = fn2(); len < 10; len++) // Compliant
    ;
}

```

MISRAC2004-13.2_c

Synopsis	Non-Boolean conditions were found in <code>if</code> statements.
Enabled by default	No

Severity/Certainty	Low/Medium 
Full description	(Advisory) Tests of a value against zero should be made explicit, unless the operand is effectively boolean. This check is identical to MISRAC++2008-5-0-13_c, MISRAC2012-Rule-14.4_c.
Coding standards	MISRA C:2004 13.2 (Advisory) Tests of a value against zero should be made explicit, unless the operand is effectively boolean. MISRA C:2012 Rule-14.4 (Required) The controlling expression of an if statement and the controlling expression of an iteration-statement shall have essentially Boolean type MISRA C++ 2008 5-0-13 (Required) The condition of an if-statement and the condition of an iteration-statement shall have type bool.
Code examples	The following code example fails the check and will give a warning: <pre>void example(void) { int u8; if (u8) {} }</pre> The following code example passes the check and will not give a warning about this issue:

```

#include <stddef.h>

int * fn()
{
    int * ptr;
    return ptr;
}

int fn2()
{
    return 5;
}

bool fn3()
{
    return true;
}

void example(void)
{
    while (int *ptr = fn() ) // Compliant by exception
    {}

    do
    {
        int *ptr = fn();
        if ( NULL == ptr )
        {
            break;
        }
    }
    while (true); // Compliant


    while (int len = fn2() ) // Compliant by exception
    {}

    if (int *p = fn()) {} // Compliant by exception
    if (int len = fn2() ) {} // Compliant by exception
    if (bool flag = fn3()) {} // Compliant
}

```

MISRAC2004-13.2_d

Synopsis	Non-Boolean termination conditions were found in <code>while</code> statements.
Enabled by default	No

Severity/Certainty	Low/Medium 
Full description	(Advisory) Tests of a value against zero should be made explicit, unless the operand is effectively boolean. This check is identical to MISRAC++2008-5-0-13_d, MISRAC2012-Rule-14.4_d.
Coding standards	MISRA C:2004 13.2 (Advisory) Tests of a value against zero should be made explicit, unless the operand is effectively boolean. MISRA C:2012 Rule-14.4 (Required) The controlling expression of an if statement and the controlling expression of an iteration-statement shall have essentially Boolean type MISRA C++ 2008 5-0-13 (Required) The condition of an if-statement and the condition of an iteration-statement shall have type bool.
Code examples	The following code example fails the check and will give a warning: <pre>void example(void) { int u8; while (u8) {} }</pre> The following code example passes the check and will not give a warning about this issue:

```

#include <stddef.h>

int * fn()
{
    int * ptr;
    return ptr;
}

int fn2()
{
    return 5;
}

bool fn3()
{
    return true;
}

void example(void)
{
    while (int *ptr = fn() ) // Compliant by exception
    {}

    do
    {
        int *ptr = fn();
        if ( NULL == ptr )
        {
            break;
        }
    }
    while (true); // Compliant


    while (int len = fn2() ) // Compliant by exception
    {}

    if (int *p = fn()) {} // Compliant by exception
    if (int len = fn2() ) {} // Compliant by exception
    if (bool flag = fn3()) {} // Compliant
}


```

MISRAC2004-13.2_e

Synopsis	Non-Boolean operands to the conditional (? :) operator were found.
Enabled by default	No

Severity/Certainty	Low/Medium 
Full description	(Advisory) Tests of a value against zero should be made explicit, unless the operand is effectively boolean. This check is identical to MISRAC++2008-5-0-14.
Coding standards	MISRA C:2004 13.2 (Advisory) Tests of a value against zero should be made explicit, unless the operand is effectively boolean. MISRA C++ 2008 5-0-14 (Required) The first operand of a conditional-operator shall have type bool.
Code examples	The following code example fails the check and will give a warning: <pre>void example(int x) { int z; z = x ? 1 : 2; //x is an int, not a bool }</pre> The following code example passes the check and will not give a warning about this issue: <pre>void example(bool b) { int x; x = b ? 1 : 2; //OK - b is a bool }</pre>

MISRAC2004-13.3

Synopsis	Floating-point comparisons using == or != were found.
Enabled by default	Yes
Severity/Certainty	Low/High 
Full description	(Required) Floating-point expressions shall not be tested for equality or inequality. This check is identical to ATH-cmp-float, MISRAC++2008-6-2-2.

Coding standards

CERT FLP06-C

Understand that floating-point arithmetic in C is inexact

CERT FLP35-CPP

Take granularity into account when comparing floating point values

MISRA C:2004 13.3

(Required) Floating-point expressions shall not be tested for equality or inequality.

MISRA C++ 2008 6-2-2

(Required) Floating-point expressions shall not be directly or indirectly tested for equality or inequality.

Code examples

The following code example fails the check and will give a warning:

```
int main(void)
{
    float f = 3.0;
    int i = 3;

    if (f == i) //comparison of a float and an int
        ++i;

    return 0;
}
```

The following code example passes the check and will not give a warning about this issue:

```
int main(void)
{
    int i = 60;
    char c = 60;


    if (i == c)
        ++i;

    return 0;
}
```


MISRAC2004-13.4

Synopsis

Floating-point values were found in the controlling expression of a `for` statement.

Enabled by default	Yes
Severity/Certainty	Low/Medium 
Full description	(Required) The controlling expression of a for statement shall not contain any objects of floating type.
Coding standards	MISRA C:2004 13.4 (Required) The controlling expression of a for statement shall not contain any objects of floating type.
Code examples	The following code example fails the check and will give a warning: <pre>void example(int input, float f) { int i; for (i = 0; i < input && f < 0.1f; ++i) { } }</pre> <p>The following code example passes the check and will not give a warning about this issue:</p> <pre>void example(int input, float f) { int i; int f_condition = f < 0.1f; for (i = 0; i < input && f_condition; ++i) { f_condition = f < 0.1f; } }</pre>


MISRAC2004-13.5

Synopsis	A for loop counter variable is not initialized in the for loop.
Enabled by default	Yes
Severity/Certainty	High/Medium 

Full description	(Required) The three expressions of a for statement shall be concerned only with loop control.
Coding standards	MISRA C:2004 13.5 (Required) The three expressions of a for statement shall be concerned only with loop control.
Code examples	<p>The following code example fails the check and will give a warning:</p> <pre>int example(void) { int i, x = 10; /* 'i' used as a counter, not initialized */ for (; i < 10; i++) { x++; } return x; }</pre> <p>The following code example passes the check and will not give a warning about this issue:</p> <pre>int example(void) { int i, x = 10; /* 'i' initialized in loop header */ for (i = 0; i < 10; i++) { x++; } return x; }</pre>

MISRAC2004-13.6

Synopsis	A for loop counter variable was found that is modified in the body of the loop.
Enabled by default	Yes
Severity/Certainty	Low/High



Full description	(Required) Numeric variables being used within a for loop for iteration counting shall not be modified in the body of the loop. This check is identical to MISRAC++2008-6-5-3.
Coding standards	MISRA C:2004 13.6 (Required) Numeric variables being used within a for loop for iteration counting shall not be modified in the body of the loop. MISRA C++ 2008 6-5-3 (Required) The loop-counter shall not be modified within condition or statement.
Code examples	The following code example fails the check and will give a warning: <pre>int main(void) { int i; /* i is incremented inside the loop body */ for (i = 0; i < 10; i++) { i = i + 1; } return 0; }</pre> <p>The following code example passes the check and will not give a warning about this issue:</p> <pre>int main(void) { int i; int x = 0; for (i = 0; i < 10; i++) { x = i + 1; } return 0; }</pre>

MISRAC2004-13.7_a

Synopsis	A comparison using ==, <, <=, >, or >= was found that always evaluates to true.
Enabled by default	Yes

Severity/Certainty

Low/Medium



Full description

(Required) Boolean operations whose results are invariant shall not be permitted. This check is identical to RED-cmp-always.

Coding standards

CWE 571

Expression is Always True

MISRA C:2004 13.7

(Required) Boolean operations whose results are invariant shall not be permitted.

Code examples

The following code example fails the check and will give a warning:

```
int example(void) {
    int x = 42;

    if (x == 42) { //always true
        return 0;
    }

    return 1;
}
```

The following code example passes the check and will not give a warning about this issue:


```
int example(void) {
    int x = 42;

    if (rand()) {
        x = 40;
    }


    if (x == 42) { //OK - may not be true
        return 0;
    }

    return 1;
}
```


MISRAC2004-13.7_b

Synopsis	A comparison using ==, <, <=, >, or >= was found that always evaluates to false.
Enabled by default	Yes
Severity/Certainty	Low/Medium 
Full description	(Required) Boolean operations whose results are invariant shall not be permitted. This check is identical to RED-cmp-never.
Coding standards	CWE 570 <p style="text-align: center;">Expression is Always False</p> MISRA C:2004 13.7 <p style="text-align: center;">(Required) Boolean operations whose results are invariant shall not be permitted.</p>
Code examples	The following code example fails the check and will give a warning: <pre>int example(void) { int x = 10; if (x < 10) { //never true return 1; } return 0; }</pre> <p>The following code example passes the check and will not give a warning about this issue:</p> <pre>int example(int x) { if (x < 10) { //OK - may be true return 1; } return 0; }</pre>

MISRAC2004-14.1

Synopsis	A part of the application is not executed on any of the execution paths.
Enabled by default	Yes
Severity/Certainty	Low/Medium 
Full description	(Required) There shall be no unreachable code. This check is identical to RED-dead, MISRAC++2008-0-1-1, MISRAC++2008-0-1-9, MISRAC2012-Rule-2.1_b.
Coding standards	CERT MSC07-C Detect and remove dead code CWE 561 Dead Code MISRA C:2004 14.1 (Required) There shall be no unreachable code. MISRA C:2012 Rule-2.1 (Required) A project shall not contain unreachable code MISRA C++ 2008 0-1-1 (Required) A project shall not contain unreachable code. MISRA C++ 2008 0-1-9 (Required) There shall be no dead code.
Code examples	The following code example fails the check and will give a warning:

```
#include <stdio.h>


int f(int mode) {
    switch (mode) {
        case 0:
            return 1;
            printf("Hello!"); // This line cannot execute.
        default:
            return -1;
    }
}
```

The following code example passes the check and will not give a warning about this issue:

```
#include <stdio.h>

int f(int mode) {
    switch (mode) {
        case 0:
            printf("Hello!"); // This line can execute.
            return 1;
        default:
            return -1;
    }
}
```

MISRAC2004-14.2

Synopsis	A statement was found that potentially contains no side effects.
Enabled by default	Yes
Severity/Certainty	Low/Medium 
Full description	(Required) All non-null statements shall either have at least one side effect however executed, or cause control flow to change. This check is identical to RED-no-effect, MISRAC2012-Rule-2.2_a.
Coding standards	CERT MSC12-C Detect and remove code that has no effect

CWE 482

Comparing instead of Assigning

MISRA C:2004 14.2

(Required) All non-null statements shall either have at least one side effect however executed, or cause control flow to change.

MISRA C:2012 Rule-2.2

(Required) There shall be no dead code

Code examples

The following code example fails the check and will give a warning:

```
void example(void) {  
    int x = 1;  
    x = 2;  
    x < x;  
}
```

The following code example passes the check and will not give a warning about this issue:

```

#include <string>

void f();

template<class T>
struct X {
    int x;
    int get() const {
        return x;
    }
    X(int y) :
        x(y) {}
};

typedef X<int> intX;

void example(void) {
    /* everything below has a side-effect */
    int i=0;
    f();
    (void)f();
    ++i;
    i+=1;
    i++;
    char *p = "test";
    std::string s;
    s.assign(p);
    std::string *ps = &s;
    ps->assign(p);
    intX xx(1);
    xx.get();
    intX(1);
}

```

MISRAC2004-14.3

Synopsis

There are stray semicolons on the same line as other code.

Enabled by default

Yes

Severity/Certainty

Low/Low



Full description (Required) Before preprocessing, a null statement shall only occur on a line by itself; it may be followed by a comment, provided that the first character following the null statement is a whitespace character. This check is identical to EXP-stray-semicolon, MISRAC++2008-6-2-3.

Coding standards CERT EXP15-C

Do not place a semicolon on the same line as an if, for, or while statement

MISRA C:2004 14.3

(Required) Before preprocessing, a null statement shall only occur on a line by itself; it may be followed by a comment, provided that the first character following the null statement is a whitespace character.

MISRA C++ 2008 6-2-3

(Required) Before preprocessing, a null statement shall only occur on a line by itself; it may be followed by a comment, provided that the first character following the null statement is a white-space character.

Code examples The following code example fails the check and will give a warning:

```
void example(void) {
    int i;
    for (i=0; i!=10; ++i); //Null statement as the
                          //body of this for loop
}
```

The following code example passes the check and will not give a warning about this issue:

```
void example(void) {
    int i;
    for (i=0; i!=10; ++i){ //An empty block is much
                          //more readable
    }
}
```

MISRAC2004-14.4

Synopsis Uses of the goto statement were found.

Enabled by default Yes

Severity/Certainty

Low/Medium



Full description

(Required) The goto statement shall not be used. This check is identical to MISRAC2012-Rule-15.1.

Coding standards

MISRA C:2004 14.4

(Required) The goto statement shall not be used.

MISRA C:2012 Rule-15.1

(Advisory) The goto statement should not be used

Code examples

The following code example fails the check and will give a warning:

```
void example(void) {
    goto testin;

testin:
    printf("Reached by goto");
}
```

The following code example passes the check and will not give a warning about this issue:

```
void example(void) {
    printf ("Not reached by goto");
}
```

MISRAC2004-14.5

Synopsis

Uses of the continue statement were found.

Enabled by default

Yes

Severity/Certainty

Low/Medium



Full description

(Required) The continue statement shall not be used.

Coding standards

MISRA C:2004 14.5

(Required) The continue statement shall not be used.

Code examples

The following code example fails the check and will give a warning:

```
#include <stdio.h>

// Print the odd numbers between 0 and 99

void example(void) {
    int i;
    for (i = 0; i < 100; i++) {
        if (i % 2 == 0) {
            continue;
        }
        printf("%d", i);
    }
}
```

The following code example passes the check and will not give a warning about this issue:

```
#include <stdio.h>


// Print the odd numbers between 0 and 99

void example(void) {
    int i;
    for (i = 0; i < 100; i++) {
        if (i % 2 != 0) {
            printf("%d", i);
        }
    }
}
```

MISRAC2004-14.6

Synopsis

Multiple termination points were found in a loop.

Enabled by default	Yes
Severity/Certainty	Low/Medium 
Full description	(Required) For any iteration statement, there shall be at most one break statement used for loop termination.
Coding standards	MISRA C:2004 14.6 (Required) For any iteration statement, there shall be at most one break statement used for loop termination.
Code examples	The following code example fails the check and will give a warning:

```
int test1(int);
int test2(int);

void example(void)
{
    int i = 0;
    for (i = 0; i < 10; i++) {
        if (test1(i)) {
            break;
        } else if (test2(i)) {
            break;
        }
    }
}

void func()
{
    int x = 1;
    for ( int i = 0; i < 10; i++ )
    {
        if ( x )
        {
            break;
        }
        else if ( i )
        {
            break; // Non-compliant - second jump from loop
        }
        else
        {
            // Code
        }
    }
}
```

The following code example passes the check and will not give a warning about this issue:

```
void example(void)
{
    int i = 0;
    for (i = 0; i < 10 && i != 9; i++) {
        if (i == 9) {
            break;
        }
    }
}
void func()
{
    int x = 1;
    for ( int i = 0; i < 10; i++ )
    {
        if ( x )
        {
            break;
        }
        else if ( i )
        {
            while ( true )
            {
                if ( x )
                {
                    break;
                }
                do
                {
                    break;
                }
                while(true);
            }
        }
        else
        {
        }
    }
}
```

MISRAC2004-14.7

Synopsis

More than one point of exit was found in a function, or an exit point before the end of the function.

Enabled by default

Yes

Severity/Certainty

Low/Medium



Full description

(Required) A function shall have a single point of exit at the end of the function. This check is identical to MISRAC++2008-6-6-5, MISRAC2012-Rule-15.5.

Coding standards

MISRA C:2004 14.7

(Required) A function shall have a single point of exit at the end of the function.

MISRA C:2012 Rule-15.5

(Advisory) A function should have a single point of exit at the end

MISRA C++ 2008 6-6-5

(Required) A function shall have a single point of exit at the end of the function.

Code examples

The following code example fails the check and will give a warning:

```
extern int errno;


void example(void) {
    if (errno) {
        return;
    }
    return;
}
```

The following code example passes the check and will not give a warning about this issue:

```
extern int errno;


void example(void) {
    if (errno) {
        goto end;
    }
end:
    {
        return;
    }
}
```

MISRAC2004-14.8_a

Synopsis	There are missing braces in one or more do ... while statements.
Enabled by default	Yes
Severity/Certainty	Low/Low 
Full description	(Required) The statement forming the body of a switch, while, do ... while, or for statement shall be a compound statement. This check is identical to MISRAC++2008-6-3-1_a, MISRAC2012-Rule-15.6_a.
Coding standards	CERT EXP19-C <p>Use braces for the body of an if, for, or while statement</p> <p>CWE 483</p> <p>Incorrect Block Delimitation</p> <p>MISRA C:2004 14.8</p> <p>(Required) The statement forming the body of a switch, while, do ... while, or for statement shall be a compound statement.</p> <p>MISRA C:2012 Rule-15.6</p> <p>(Required) The body of an iteration-statement or a selection-statement shall be a compound-statement</p> <p>MISRA C++ 2008 6-3-1</p> <p>(Required) The statement forming the body of a switch, while, do ... while or for statement shall be a compound statement.</p>
Code examples	The following code example fails the check and will give a warning: <pre>int example(void) { do return 0; while (1); }</pre> <p>The following code example passes the check and will not give a warning about this issue:</p>

```
int example(void) {
    do {
        return 0;
    } while (1);
}
```

MISRAC2004-14.8_b


Synopsis	There are missing braces in one or more <code>for</code> statements.
Enabled by default	Yes
Severity/Certainty	Low/Low 
Full description	(Required) The statement forming the body of a switch, while, do ... while, or for statement shall be a compound statement. This check is identical to MISRAC++2008-6-3-1_b, MISRAC2012-Rule-15.6_b.
Coding standards	CERT EXP19-C Use braces for the body of an if, for, or while statement CWE 483 Incorrect Block Delimitation MISRA C:2004 14.8 (Required) The statement forming the body of a switch, while, do ... while, or for statement shall be a compound statement. MISRA C:2012 Rule-15.6 (Required) The body of an iteration-statement or a selection-statement shall be a compound-statement MISRA C++ 2008 6-3-1 (Required) The statement forming the body of a switch, while, do ... while or for statement shall be a compound statement.
Code examples	The following code example fails the check and will give a warning:

```
int example(void) {
    for (;;)
        return 0;
}
```

The following code example passes the check and will not give a warning about this issue:

```
int example(void) {
    for (;;) {
        return 0;
    }
}
```

MISRAC2004-14.8_c

Synopsis	There are missing braces in one or more switch statements.
Enabled by default	Yes
Severity/Certainty	Low/Low 
Full description	(Required) The statement forming the body of a switch, while, do ... while, or for statement shall be a compound statement. This check is identical to MISRAC++2008-6-3-1_c, MISRAC2012-Rule-15.6_d.
Coding standards	CERT EXP19-C Use braces for the body of an if, for, or while statement CWE 483 Incorrect Block Delimitation MISRA C:2004 14.8 (Required) The statement forming the body of a switch, while, do ... while, or for statement shall be a compound statement. MISRA C:2012 Rule-15.6 (Required) The body of an iteration-statement or a selection-statement shall be a compound-statement

MISRA C++ 2008 6-3-1

(Required) The statement forming the body of a switch, while, do ... while or for statement shall be a compound statement.

Code examples

The following code example fails the check and will give a warning:

```
void example(void) {
    while(1);
    for(;;);
    do ;
    while (0);
    switch(0);
}
```

The following code example passes the check and will not give a warning about this issue:

```
void example(void) {
    while(1) {
    }
    for(;;) {
    }
    do {
    } while (0);
    switch(0) {
    }
}
```

MISRAC2004-I4.8_d

Synopsis

There are missing braces in one or more while statements.

Enabled by default

Yes

Severity/Certainty

Low/Low



Full description

(Required) The statement forming the body of a switch, while, do ... while, or for statement shall be a compound statement. This check is identical to MISRAC++2008-6-3-1_d, MISRAC2012-Rule-15.6_e.

Coding standards

CERT EXP19-C

Use braces for the body of an if, for, or while statement

CWE 483

Incorrect Block Delimitation

MISRA C:2004 14.8

(Required) The statement forming the body of a switch, while, do ... while, or for statement shall be a compound statement.

MISRA C:2012 Rule-15.6

(Required) The body of an iteration-statement or a selection-statement shall be a compound-statement

MISRA C++ 2008 6-3-1

(Required) The statement forming the body of a switch, while, do ... while or for statement shall be a compound statement.

Code examples

The following code example fails the check and will give a warning:

```
int example(void) {
    while (1)
        return 0;
}
```

The following code example passes the check and will not give a warning about this issue:

```
int example(void) {
    while (1){
        return 0;
    }
}
```

MISRAC2004-14.9

Synopsis

There are missing braces in one or more if, else, or else if statements.

Enabled by default

Yes


Severity/Certainty

Low/Low




Full description	<p>(Required) An if expression construct shall be followed by a compound statement. The else keyword shall be followed by either a compound statement or another if statement. This check is identical to MISRAC++2008-6-4-1, MISRAC2012-Rule-15.6_c.</p>
Coding standards	<p>CERT EXP19-C</p> <p style="padding-left: 40px;">Use braces for the body of an if, for, or while statement</p> <p>CWE 483</p> <p style="padding-left: 40px;">Incorrect Block Delimitation</p> <p>MISRA C:2004 14.9</p> <p style="padding-left: 40px;">(Required) An if expression construct shall be followed by a compound statement. The else keyword shall be followed by either a compound statement or another if statement.</p> <p>MISRA C:2012 Rule-15.6</p> <p style="padding-left: 40px;">(Required) The body of an iteration-statement or a selection-statement shall be a compound-statement</p> <p>MISRA C++ 2008 6-4-1</p> <p style="padding-left: 40px;">(Required) An if (condition) construct shall be followed by a compound statement. The else keyword shall be followed by either a compound statement, or another if statement.</p>
Code examples	<p>The following code example fails the check and will give a warning:</p> <pre>void example(void) { if (random()); if (random()); else; }</pre> <p>The following code example passes the check and will not give a warning about this issue:</p> <pre>void example(void) { if (random()) { } if (random()) { } else { } if (random()) { } else if (random()) { } }</pre>

MISRAC2004-14.10

Synopsis	One or more <code>if ... else if</code> constructs were found that are not terminated with an <code>else</code> clause.
Enabled by default	Yes
Severity/Certainty	Low/High 
Full description	(Required) All <code>if ... else if</code> constructs shall be terminated with an <code>else</code> clause. This check is identical to MISRAC++2008-6-4-2, MISRAC2012-Rule-15.7.
Coding standards	MISRA C:2004 14.10 (Required) All <code>if ... else if</code> constructs shall be terminated with an <code>else</code> clause. MISRA C:2012 Rule-15.7 (Required) All <code>if ... else if</code> constructs shall be terminated with an <code>else</code> statement MISRA C++ 2008 6-4-2 (Required) All <code>if ... else if</code> constructs shall be terminated with an <code>else</code> clause.
Code examples	The following code example fails the check and will give a warning: <pre>void example(void) { if (!rand()) { printf("The first random number is 0"); } else if (!rand()) { printf("The second random number is 0"); } }</pre> <p>The following code example passes the check and will not give a warning about this issue:</p>

```
void example(void) {
    if (!rand()) {
        printf("The first random number is 0");
    } else if (!rand()) {
        printf("The second random number is 0");
    } else {
        printf("Neither random number was 0");
    }
}
```

MISRAC2004-15.0

Synopsis	Switch statements were found that do not conform to the MISRA C switch syntax.
Enabled by default	Yes
Severity/Certainty	Low/High 
Full description	(Required) The MISRA C switch syntax shall be used. This check is identical to MISRAC2012-Rule-16.1.
Coding standards	MISRA C:2004 15.0 (Required) The MISRA C switch syntax shall be used. MISRA C:2012 Rule-16.1 (Required) All switch statements shall be well-formed MISRA C++ 2008 6-4-3 (Required) A switch statement shall be a well-formed switch statement.
Code examples	The following code example fails the check and will give a warning:

```

void example(void) {
    switch(expr()) {
        // at least one case label
        case 1:
            // statement list
            stmt();
            stmt();
            // WARNING: missing break at end of statement list
        default:
            break; // statement list ends in a break
    }

    switch(expr()) {
        // WARNING: missing at least one case label
        default:
            break; // statement list ends in a break
    }

    switch(expr()) {
        // at least one case label
        case 1:
            // statement list
            stmt();
            stmt();
            break; // statement list ends in a break
        case 0:
            stmt();
            // WARNING: declaration list without block
            int decl = 0;
            int x;
            // statement list
            stmt();
            stmt();
            break; // statement list ends in a break
        default:
            break; // statement list ends in a break
    }

    switch(expr()) {
        // at least one case label
        case 1: {
            // statement list
            stmt();
            // WARNING: Additional block inside of the case clause
        block
        {
            stmt();

```

```

        }
        break;
    }
    default:
        break; // statement list ends in a break
    }
}

```

The following code example passes the check and will not give a warning about this issue:

```

void example(void) {
    switch(expr()) {
        // at least one case label
        case 1:
            // statement list (no declarations)
            stmt();
            stmt();
            break; // statement list ends in a break
        case 0: {
            // one level of block is allowed
            // declaration list
            int decl = 0;
            // statement list
            stmt();
            stmt();
            break; // statement list ends in a break
        }
        case 2: // empty cases are allowed
        default:
            break; // statement list ends in a break
    }
}

```

MISRAC2004-15.1

Synopsis

Switch labels were found in nested blocks.

Enabled by default

Yes


Severity/Certainty

Low/Medium



Full description	(Required) A switch label shall only be used when the most closely-enclosing compound statement is the body of a switch statement. This check is identical to MISRAC++2008-6-4-4, MISRAC2012-Rule-16.2.
Coding standards	MISRA C:2004 15.1 (Required) A switch label shall only be used when the most closely-enclosing compound statement is the body of a switch statement. MISRA C:2012 Rule-16.2 (Required) A switch label shall only be used when the most closely-enclosing compound statement is the body of a switch statement MISRA C++ 2008 6-4-4 (Required) A switch-label shall only be used when the most closely-enclosing compound statement is the body of a switch statement.
Code examples	The following code example fails the check and will give a warning: <pre>void example(void) { switch(rand()) { {case 1:} case 2: case 3: default: } }</pre> The following code example passes the check and will not give a warning about this issue: <pre>void example(void) { switch(rand()) { case 1: case 2: case 3: default: } }</pre>

MISRAC2004-I5.2

Synopsis	Non-empty switch cases were found that are not terminated by a break statement.
Enabled by default	Yes
Severity/Certainty	Medium/Medium 
Full description	(Required) An unconditional break statement shall terminate every non-empty switch clause. This check is identical to MISRAC++2008-6-4-5, MISRAC2012-Rule-16.3.
Coding standards	<p>CERT MSC17-C</p> <p style="padding-left: 40px;">Finish every set of statements associated with a case label with a break statement</p> <p>CWE 484</p> <p style="padding-left: 40px;">Omitted Break Statement in Switch</p> <p>MISRA C:2004 15.2</p> <p style="padding-left: 40px;">(Required) An unconditional break statement shall terminate every non-empty switch clause.</p> <p>MISRA C:2012 Rule-16.3</p> <p style="padding-left: 40px;">(Required) An unconditional break statement shall terminate every switch-clause</p> <p>MISRA C++ 2008 6-4-5</p> <p style="padding-left: 40px;">(Required) An unconditional throw or break statement shall terminate every non-empty switch-clause.</p>
Code examples	The following code example fails the check and will give a warning:


```

void example(int input) {

    switch(input) {
        case 0:
            if (rand()) {
                break;
            }
        default:
            break;
    }
}

```

The following code example passes the check and will not give a warning about this issue:


```

void example(int input) {

    switch(input) {
        case 0:
            if (rand()) {
                break;
            }
            break;
        default:
            break;
    }
}

```

MISRAC2004-15.3

Synopsis	Switch statements were found without a default clause, or with a default clause that is not the final clause.
Enabled by default	Yes
Severity/Certainty	Low/Medium 
Full description	(Required) The final clause of a switch statement shall be the default clause. This check is identical to MISRAC++2008-6-4-6.

Coding standards

CWE 478

Missing Default Case in Switch Statement

MISRA C:2004 15.3

(Required) The final clause of a switch statement shall be the default clause.

MISRA C++ 2008 6-4-6

(Required) The final clause of a switch statement shall be the default-clause.

Code examples

The following code example fails the check and will give a warning:

```
int example(int x) {
    switch(x){
        default:
            return 2;
            break;
        case 0:
            return 0;
            break;
    }
}
```

The following code example passes the check and will not give a warning about this issue:

```
int example(int x) {
    switch(x){
        case 3:
            return 0;
            break;
        case 5:
            return 1;
            break;
        default:
            return 2;
            break;
    }
}
```


MISRAC2004-15.4

Synopsis

A switch expression was found that represents a value that is effectively Boolean.


Enabled by default

Yes

Severity/Certainty	Low/Medium 
Full description	(Required) A switch expression shall not represent a value that is effectively boolean. This check is identical to MISRAC++2008-6-4-7, MISRAC2012-Rule-16.7.
Coding standards	MISRA C:2004 15.4 (Required) A switch expression shall not represent a value that is effectively boolean. MISRA C:2012 Rule-16.7 (Required) A switch-expression shall not have essentially Boolean type MISRA C++ 2008 6-4-7 (Required) The condition of a switch statement shall not have bool type.
Code examples	The following code example fails the check and will give a warning: <pre>void example(int x) { switch(x == 0) { case 0: case 1: default: } }</pre> The following code example passes the check and will not give a warning about this issue: <pre>void example(int x) { switch(x) { case 1: case 0: default: } }</pre>

MISRAC2004-15.5


Synopsis	Switch statements without case clauses were found.
Enabled by default	Yes

Severity/Certainty	<p>Low/Medium</p> 
Full description	<p>(Required) Every switch statement shall have at least one case clause. This check is identical to MISRAC++2008-6-4-8.</p>
Coding standards	<p>MISRA C:2004 15.5</p> <p>(Required) Every switch statement shall have at least one case clause.</p> <p>MISRA C++ 2008 6-4-8</p> <p>(Required) Every switch statement shall have at least one case-clause.</p>
Code examples	<p>The following code example fails the check and will give a warning:</p> <pre>int example(int x) { switch(x){ default: return 2; break; } }</pre> <p>The following code example passes the check and will not give a warning about this issue:</p> <pre>int example(int x) { switch(x){ case 3: return 0; break; case 5: return 1; break; default: return 2; break; } }</pre>

MISRAC2004-16.1

Synopsis


Functions that are defined using ellipsis (...) notation were found.

Enabled by default	Yes
Severity/Certainty	Low/High 
Full description	(Required) Functions shall not be defined with a variable number of arguments. This check is identical to MISRAC++2008-8-4-1.
Coding standards	MISRA C:2004 16.1 (Required) Functions shall not be defined with a variable number of arguments. MISRA C++ 2008 8-4-1 (Required) Functions shall not be defined using the ellipsis notation.
Code examples	<p>The following code example fails the check and will give a warning:</p> <pre>#include <stdarg.h> int putchar(int c); void minprintf(const char *fmt, ...) { va_list ap; const char *p, *s; va_start(ap, fmt); for (p = fmt; *p != '\0'; p++) { if (*p != '%') { putchar(*p); continue; } switch (*++p) { case 's': for (s = va_arg(ap, const char *); *s != '\0'; s++) putchar(*s); break; } } va_end(ap); } </pre> <p>The following code example passes the check and will not give a warning about this issue:</p>


```
int puts(const char *);

void
func(void)
{
    puts("Hello, world!");
}
```


MISRAC2004-16.2_a

Synopsis	Functions were found that call themselves directly.
Enabled by default	Yes
Severity/Certainty	Low/Medium 
Full description	(Required) Functions shall not call themselves, either directly or indirectly. This check is identical to MISRAC++2008-7-5-4_a, MISRAC2012-Rule-17.2_a.
Coding standards	MISRA C:2004 16.2 (Required) Functions shall not call themselves, either directly or indirectly. MISRA C:2012 Rule-17.2 (Required) Functions shall not call themselves, either directly or indirectly MISRA C++ 2008 7-5-4 (Advisory) Functions should not call themselves, either directly or indirectly.
Code examples	The following code example fails the check and will give a warning: <pre>void example(void) { example(); }</pre> The following code example passes the check and will not give a warning about this issue: <pre>void example(void) { }</pre>

MISRA C2004-16.2_b


Synopsis	Functions were found that call themselves indirectly.
Enabled by default	Yes
Severity/Certainty	Low/Medium 
Full description	(Required) Functions shall not call themselves, either directly or indirectly. This check is identical to MISRA C++2008-7-5-4_b, MISRA C2012-Rule-17.2_b. This is a link analysis check.
Coding standards	MISRA C:2004 16.2 <p>(Required) Functions shall not call themselves, either directly or indirectly.</p> MISRA C:2012 Rule-17.2 <p>(Required) Functions shall not call themselves, either directly or indirectly</p> MISRA C++ 2008 7-5-4 <p>(Advisory) Functions should not call themselves, either directly or indirectly.</p>
Code examples	The following code example fails the check and will give a warning: <pre>void example(void); void callee(void) { example(); } void example(void) { callee(); }</pre> <p>The following code example passes the check and will not give a warning about this issue:</p> <pre>void example(void); void callee(void) { // example(); } void example(void) { callee(); }</pre>

MISRAC2004-I 6.3

Synopsis	Function prototypes were found that do not give all parameters a name.
Enabled by default	Yes
Severity/Certainty	Low/High 
Full description	(Required) Identifiers shall be given for all of the parameters in a function prototype declaration. This check is identical to MISRAC2012-Rule-8.2_b.
Coding standards	MISRA C:2004 16.3 (Required) Identifiers shall be given for all of the parameters in a function prototype declaration. MISRA C:2012 Rule-8.2 (Required) Function types shall be in prototype form with named parameters
Code examples	The following code example fails the check and will give a warning: <pre>char *strchr(const char *, int c); void func(void) { strchr("hello, world!\n", '!'); }</pre> The following code example passes the check and will not give a warning about this issue: <pre>char *strchr(const char *s, int c); void func(void) { strchr("hello, world!\n", '!'); }</pre>

MISRAC2004-I 6.4

Synopsis	The parameter names between the function declaration and definition does not match.
----------	---

Enabled by default	Yes
Severity/Certainty	Low/High 
Full description	(Required) The identifiers used in the declaration and definition of a function shall be identical. This is a link analysis check.
Coding standards	This check does not correspond to any coding standard rules.

Code examples The following code example fails the check and will give a warning:


```
/*
file2.c:
int foo(int b, int a);
*/
int foo(int a, int b)
{
    return a + b;
}
```


The following code example passes the check and will not give a warning about this issue:

```
/*
file2.c:
int foo(int a, int b);
*/
int foo(int a, int b)
{
    return a + b;
}
```

MISRAC2004-16.5

Synopsis	Functions were found that are declared with an empty () parameter list that does not form a valid prototype.
Enabled by default	Yes

Severity/Certainty	<p>Medium/High</p> 
Full description	<p>(Required) Functions with no parameters shall be declared and defined with the parameter list void. This check is identical to FUNC-unprototyped-all, MISRAC2012-Rule-8.2_a.</p>
Coding standards	<p>CERT DCL20-C</p> <p style="padding-left: 40px;">Always specify void even if a function accepts no arguments</p> <p>MISRA C:2004 16.5</p> <p style="padding-left: 40px;">(Required) Functions with no parameters shall be declared and defined with the parameter list void.</p> <p>MISRA C:2012 Rule-8.2</p> <p style="padding-left: 40px;">(Required) Function types shall be in prototype form with named parameters</p>
Code examples	<p>The following code example fails the check and will give a warning:</p> <pre>void func();/* not a valid prototype in C */ void func2(void) { func(); }</pre> <p>The following code example passes the check and will not give a warning about this issue:</p> <pre>void func(void); void func2(void) { func(); }</pre>
MISRAC2004-16.7	
Synopsis	<p>A function was found that does not modify one of its parameters.</p>
Enabled by default	<p>Yes</p>

Severity/Certainty	Low/Medium 
Full description	(Required) A pointer parameter in a function prototype should be declared as pointer to const if the pointer is not used to modify the addressed object. This check is identical to CONST-param, MISRAC++2008-7-1-2.
Coding standards	MISRA C:2004 16.7 <p>(Required) A pointer parameter in a function prototype should be declared as pointer to const if the pointer is not used to modify the addressed object.</p> MISRA C++ 2008 7-1-2 <p>(Required) A pointer or reference parameter in a function shall be declared as pointer to const or reference to const if the corresponding object is not modified.</p>
Code examples	The following code example fails the check and will give a warning: <pre>int example(int* x) { //x should be const if (*x > 5){ return *x; } else { return 5; } }</pre> <p>The following code example passes the check and will not give a warning about this issue:</p> <pre>int example(const int* x) { //OK if (*x > 5){ return *x; } else { return 5; } }</pre>

MISRAC2004-16.8

Synopsis	For some execution paths, no return statement is executed in a function with a non-void return type.
Enabled by default	Yes

Severity/Certainty

Medium/High



Full description

(Required) All exit paths from a function with non-void return type shall have an explicit return statement with an expression. This check is identical to SPC-return, MISRAC++2008-8-4-3, MISRAC2012-Rule-17.4.

Coding standards

CERT MSC37-C

Ensure that control never reaches the end of a non-void function

MISRA C:2004 16.8

(Required) All exit paths from a function with non-void return type shall have an explicit return statement with an expression.

MISRA C:2012 Rule-17.4

(Mandatory) All exit paths from a function with non-void return type shall have an explicit return statement with an expression

MISRA C++ 2008 8-4-3

(Required) All exit paths from a function with non-void return type shall have an explicit return statement with an expression.

Code examples

The following code example fails the check and will give a warning:

```
#include <stdio.h>

int example(void) {
    int x;

    scanf("%d", &x);

    if (x > 10) {
        return 10;
    }
}
```

The following code example passes the check and will not give a warning about this issue:

```
#include <stdio.h>


int example(void) {
    int x;

    scanf("%d",&x);

    if (x > 10) {
        return 10;
    }

    return 0;
}
```

MISRAC2004-16.9

Synopsis	One or more function addresses are taken without an explicit &.
Enabled by default	Yes
Severity/Certainty	Low/High 
Full description	(Required) A function identifier shall only be used with either a preceding &, or with a parenthesized parameter list, which may be empty. This check is identical to MISRAC++2008-8-4-4.
Coding standards	MISRA C:2004 16.9 <p>(Required) A function identifier shall only be used with either a preceding &, or with a parenthesized parameter list, which may be empty.</p> MISRA C++ 2008 8-4-4 <p>(Required) A function identifier shall either be used to call the function or it shall be preceded by &.</p>
Code examples	The following code example fails the check and will give a warning:

```
void func(void);


void
example(void)
{
    void (*pf)(void) = func;
}
```

The following code example passes the check and will not give a warning about this issue:

```
void func(void);

void
example(void)
{
    void (*pf)(void) = &func;
}
```

MISRAC2004-16.10

Synopsis	A return value for a library function that might return an error value is not used.
Enabled by default	Yes
Severity/Certainty	Medium/Medium 
Full description	(Required) If a function returns error information, then that error information shall be tested. This check is identical to LIB-return-error, MISRAC++2008-0-3-2.
Coding standards	CWE 252 Unchecked Return Value CWE 394 Unexpected Status Code or Return Value MISRA C:2004 16.10 (Required) If a function returns error information, then that error information shall be tested. MISRA C++ 2008 0-3-2

(Required) If a function generates error information, then that error information shall be tested.

Code examples

The following code example fails the check and will give a warning:


```
void example(void) {
    malloc(sizeof(int)); // This function could fail,
                        // and the return value is
                        // not checked
}
```

The following code example passes the check and will not give a warning about this issue:

```
#include <stdlib.h>

void example(void) {
    int *x = malloc(sizeof(int)); // OK - return value
                                // is stored
}
```

MISRAC2004-17.1_a

Synopsis	A direct access to a field of a struct was found, that uses an offset from the address of the struct.
Enabled by default	Yes
Severity/Certainty	Medium/High 
Full description	(Required) Pointer arithmetic shall only be applied to pointers that address an array or array element. This check is identical to PTR-arith-field.
Coding standards	CERT ARR37-C Do not add or subtract an integer to a pointer to a non-array object CWE 188 Reliance on Data/Memory Layout MISRA C:2004 17.1

(Required) Pointer arithmetic shall only be applied to pointers that address an array or array element.

Code examples

The following code example fails the check and will give a warning:

```
struct S{
    char c;
    int x;
};

void main(void) {
    struct S s;
    *(&s.c+1) = 10;
}
```

The following code example passes the check and will not give a warning about this issue:

```
struct S{
    char c;
    int x;
};

void example(void) {
    struct S s;
    s.x = 10;
}
```

MISRAC2004-17.1_b

Synopsis Detected pointer arithmetic applied to a pointer that references a stack address.

Enabled by default Yes

Severity/Certainty Medium/High



Full description (Required) Pointer arithmetic shall only be applied to pointers that address an array or array element. This check is identical to PTR-arith-stack, MISRAC++2008-5-0-16_a.

Coding standards CWE 120

Buffer Copy without Checking Size of Input ('Classic Buffer Overflow')

MISRA C:2004 17.1

(Required) Pointer arithmetic shall only be applied to pointers that address an array or array element.

MISRA C++ 2008 5-0-16

(Required) A pointer operand and any pointer resulting from pointer arithmetic using that operand shall both address elements of the same array.

Code examples


The following code example fails the check and will give a warning:

```
void example(void) {
    int i;
    int *p = &i;
    p++;
    *p = 0;
}
```

The following code example passes the check and will not give a warning about this issue:

```
void example(void) {
    int i;
    int *p = &i;
    *p = 0;
}
```

MISRAC2004-17.1_c

Synopsis	Detected invalid pointer arithmetic with an automatic variable that is neither an array nor a pointer.
Enabled by default	Yes
Severity/Certainty	Medium/High 
Full description	(Required) Pointer arithmetic shall only be applied to pointers that address an array or array element. This check is identical to PTR-arith-var, MISRAC++2008-5-0-16_b.
Coding standards	CWE 120 Buffer Copy without Checking Size of Input ('Classic Buffer Overflow')

MISRA C:2004 17.1

(Required) Pointer arithmetic shall only be applied to pointers that address an array or array element.

MISRA C++ 2008 5-0-16

(Required) A pointer operand and any pointer resulting from pointer arithmetic using that operand shall both address elements of the same array.

Code examples

The following code example fails the check and will give a warning:

```
void example(int x) {
    *(&x+10) = 5;
}
```

The following code example passes the check and will not give a warning about this issue:

```
void example(int *x) {
    *(x+10) = 5;
}
```

MISRAC2004-17.2

Synopsis

A subtraction was found between pointers that address elements of different arrays.

Enabled by default

Yes

Severity/Certainty

Medium/Medium



Full description

(Required) Pointer subtraction shall only be applied to pointers that address elements of the same array. Note: This rule will only accept arrays of the form '<type><name>[<size>]'. This check is identical to MISRAC2012-Rule-18.2, CERT-ARR36-C_a.

Coding standards

CERT ARR36-C

Do not subtract or compare two pointers that do not refer to the same array

MISRA C:2004 17.2

(Required) Pointer subtraction shall only be applied to pointers that address elements of the same array.

MISRA C:2012 Rule-18.2

(Required) Subtraction between pointers shall only be applied to pointers that address elements of the same array

Code examples

The following code example fails the check and will give a warning:

```
#include <stddef.h>

void example(void) {
    int a[20];
    int b[20];
    int *p1 = &a[5];
    int *p2 = &b[2];
    ptrdiff_t diff;
    diff = p2 - p1;
}
```

The following code example passes the check and will not give a warning about this issue:

```
#include <stddef.h>

void example(void) {
    int arr[10];
    int *p1 = &arr[5];
    int *p2 = &arr[5];
    ptrdiff_t diff;
    diff = p2 - p1;
}
```

MISRAC2004-17.3

Synopsis

A relational operator was found applied to an object of pointer type that does not point into the same object.

Enabled by default

Yes

Severity/Certainty

Medium/Medium



Full description (Required) >, >=, < and <= shall not be applied to pointer types except where they point to the same array. This check is identical to MISRAC2012-Rule-18.3, CERT-ARR36-C_b.

Coding standards CERT ARR36-C

Do not subtract or compare two pointers that do not refer to the same array

MISRA C:2004 17.3

(Required) >, >=, <, <= shall not be applied to pointer types except where they point to the same array.

MISRA C:2012 Rule-18.3

(Required) The relational operators >, >=, < and <= shall not be applied to objects of pointer type except where they point into the same object

Code examples The following code example fails the check and will give a warning:

```
void example(void) {
    int a[10];
    int b[10];
    int *p1 = &a[1];
    if (p1 < b) {

    }
}
```

The following code example passes the check and will not give a warning about this issue:

```
void example(void) {
    int a[10];
    int b[10];
    int *p1 = &a[1];
    if (p1 < a) {

    }
}
```

MISRAC2004-17.4_a

Synopsis Pointer arithmetic that is not array indexing was detected.

Enabled by default Yes

Severity/Certainty

Low/Medium



Full description

(Required) Array indexing shall be the only allowed form of pointer arithmetic. This check is identical to MISRAC++2008-5-0-15_a.

Coding standards

MISRA C:2004 17.4

(Required) Array indexing shall be the only allowed form of pointer arithmetic.

MISRA C++ 2008 5-0-15

(Required) Array indexing shall be the only form of pointer arithmetic.

Code examples

The following code example fails the check and will give a warning:

```
typedef int INT32;

void example(INT32 array[]) {
    INT32 *pointer = array;
    INT32 *end = array + 10;
    for (; pointer != end; pointer += 1) {
        *pointer = 0;
    }
}
```

The following code example passes the check and will not give a warning about this issue:

```
typedef int INT32;

void example(INT32 array[]) {
    INT32 index = 0;
    INT32 end = 10;
    for (; index != end; index += 1) {
        array[index] = 0;
    }
}
```

MISRAC2004-17.4_b

Synopsis

Array indexing was detected applied to an object defined as a pointer type.

Enabled by default

Yes

Severity/Certainty

Low/Medium



Full description

(Required) Array indexing shall be the only allowed form of pointer arithmetic. This check is identical to MISRAC++2008-5-0-15_b.

Coding standards

MISRA C:2004 17.4

(Required) Array indexing shall be the only allowed form of pointer arithmetic.

MISRA C++ 2008 5-0-15

(Required) Array indexing shall be the only form of pointer arithmetic.

Code examples

The following code example fails the check and will give a warning:

```
typedef unsigned char UINT8;
typedef unsigned int  UINT;

void example(UINT8 *p, UINT size) {
    UINT i;
    for (i = 0; i < size; i++) {
        p[i] = 0;
    }
}
```

The following code example passes the check and will not give a warning about this issue:


```
typedef unsigned char UINT8;
typedef unsigned int  UINT;

void example(void) {
    UINT8 p[10];
    UINT  i;
    for (i = 0; i < 10; i++) {
        p[i] = 0;
    }
}
```

MISRAC2004-17.5

Synopsis

One or more declarations of objects were found that contain more than two levels of pointer indirection.


Enabled by default	Yes
Severity/Certainty	Low/Medium 
Full description	(Required) The declaration of objects should contain no more than two levels of pointer indirection. This check is identical to MISRAC++2008-5-0-19, MISRAC2012-Rule-18.5.
Coding standards	MISRA C:2004 17.5 <p>(Required) The declaration of objects should contain no more than two levels of pointer indirection.</p> MISRA C:2012 Rule-18.5 <p>(Advisory) Declarations should contain no more than two levels of pointer nesting</p> MISRA C++ 2008 5-0-19 <p>(Required) The declaration of objects shall contain no more than two levels of pointer indirection.</p>
Code examples	The following code example fails the check and will give a warning: <pre>void example(void) { int ***p; }</pre> <p>The following code example passes the check and will not give a warning about this issue:</p> <pre>void example(void) { int **p; }</pre>

MISRAC2004-17.6_a

Synopsis	Detected the return of a stack address.
Enabled by default	Yes

Severity/Certainty	<p>High/High</p> 
Full description	<p>(Required) The address of an object with automatic storage shall not be assigned to another object that may persist after the first object has ceased to exist. This check is identical to MEM-stack, MISRAC++2008-7-5-1_b, MISRAC2012-Rule-18.6_a, CERT-DCL30-C_a.</p>
Coding standards	<p>CERT DCL30-C</p> <p style="padding-left: 40px;">Declare objects with appropriate storage durations</p> <p>CWE 562</p> <p style="padding-left: 40px;">Return of Stack Variable Address</p> <p>MISRA C:2004 17.6</p> <p style="padding-left: 40px;">(Required) The address of an object with automatic storage shall not be assigned to another object that may persist after the first object has ceased to exist.</p> <p>MISRA C:2012 Rule-18.6</p> <p style="padding-left: 40px;">(Required) The address of an object with automatic storage shall not be copied to another object that persists after the first object has ceased to exist</p> <p>MISRA C++ 2008 7-5-1</p> <p style="padding-left: 40px;">(Required) A function shall not return a reference or a pointer to an automatic variable (including parameters), defined within the function.</p>
Code examples	<p>The following code example fails the check and will give a warning:</p> <pre>int *example(void) { int a[20]; return a; //a is a local array }</pre> <p>The following code example passes the check and will not give a warning about this issue:</p> <pre>int* example(void) { int *p,i; p = (int *)malloc(sizeof(int)); return p; //OK - p is dynamically allocated }</pre>


MISRAC2004-17.6_b

Synopsis	Detected a stack address stored in a global pointer.
Enabled by default	Yes
Severity/Certainty	High/Medium 
Full description	(Required) The address of an object with automatic storage shall not be assigned to another object that may persist after the first object has ceased to exist. This check is identical to MEM-stack-global, MISRAC++2008-7-5-2_a, MISRAC2012-Rule-18.6_b, CERT-DCL30-C_c.
Coding standards	CERT DCL30-C <p>Declare objects with appropriate storage durations</p> <p>CWE 466</p> <p>Return of Pointer Value Outside of Expected Range</p> <p>MISRA C:2004 17.6</p> <p>(Required) The address of an object with automatic storage shall not be assigned to another object that may persist after the first object has ceased to exist.</p> <p>MISRA C:2012 Rule-18.6</p> <p>(Required) The address of an object with automatic storage shall not be copied to another object that persists after the first object has ceased to exist</p> <p>MISRA C++ 2008 7-5-2</p> <p>(Required) The address of an object with automatic storage shall not be assigned to another object that may persist after the first object has ceased to exist.</p>
Code examples	The following code example fails the check and will give a warning: <pre>int *px; void example() { int i = 0; px = &i; // assigning the address of stack // variable a to the global px }</pre>

The following code example passes the check and will not give a warning about this issue:

```
void example(int *pz) {
    int x; int *px = &x;
    int *py = px; /* local variable */
    pz = px; /* parameter */
}
```

MISRAC2004-17.6_c

Synopsis	Detected a stack address stored in the field of a global struct.
Enabled by default	Yes
Severity/Certainty	High/Medium 
Full description	(Required) The address of an object with automatic storage shall not be assigned to another object that may persist after the first object has ceased to exist. This check is identical to MEM-stack-global-field, MISRAC++2008-7-5-2_b, MISRAC2012-Rule-18.6_c, CERT-DCL30-C_d.
Coding standards	CERT DCL30-C Declare objects with appropriate storage durations CWE 466 Return of Pointer Value Outside of Expected Range MISRA C:2004 17.6 (Required) The address of an object with automatic storage shall not be assigned to another object that may persist after the first object has ceased to exist. MISRA C:2012 Rule-18.6 (Required) The address of an object with automatic storage shall not be copied to another object that persists after the first object has ceased to exist MISRA C++ 2008 7-5-2 (Required) The address of an object with automatic storage shall not be assigned to another object that may persist after the first object has ceased to exist.

Code examples

The following code example fails the check and will give a warning:

```
struct S{
    int *px;
} s;

void example() {
    int i = 0;
    s.px = &i; //storing local address in global struct
}
```


The following code example passes the check and will not give a warning about this issue:

```
#include <stdlib.h>

struct S{
    int *px;
} s;

void example() {
    int i = 0;
    s.px = &i; //OK - the field is written to later
    s.px = NULL;
}
```

MISRAC2004-17.6_d

Synopsis	Detected a stack address stored outside a function via a parameter.
Enabled by default	Yes
Severity/Certainty	High/Medium 
Full description	(Required) The address of an object with automatic storage shall not be assigned to another object that may persist after the first object has ceased to exist. This check is identical to MEM-stack-param, MISRAC++2008-7-5-2_c, MISRAC2012-Rule-1.3_s, MISRAC2012-Rule-18.6_d, CERT-DCL30-C_e.
Coding standards	CERT DCL30-C Declare objects with appropriate storage durations

CWE 466

Return of Pointer Value Outside of Expected Range

MISRA C:2004 17.6

(Required) The address of an object with automatic storage shall not be assigned to another object that may persist after the first object has ceased to exist.

MISRA C:2012 Rule-1.3

(Required) There shall be no occurrence of undefined or critical unspecified behaviour

MISRA C:2012 Rule-18.6

(Required) The address of an object with automatic storage shall not be copied to another object that persists after the first object has ceased to exist

MISRA C++ 2008 7-5-2

(Required) The address of an object with automatic storage shall not be assigned to another object that may persist after the first object has ceased to exist.

Code examples

The following code example fails the check and will give a warning:

```
void example(int **ppx) {
    int x;
    ppx[0] = &x; //local address
}
```

The following code example passes the check and will not give a warning about this issue:

```
static int y = 0;
void example3(int **ppx){
    *ppx = &y; //OK - static address
}
```


MISRAC2004-18.1

Synopsis


Structs and unions were found that are used without being defined.

Enabled by default

Yes

Severity/Certainty	Low/Medium 
Full description	(Required) All structure and union types shall be complete at the end of the translation unit.
Coding standards	MISRA C:2004 18.1 (Required) All structure and union types shall be complete at the end of the translation unit.
Code examples	The following code example fails the check and will give a warning: <pre>struct incomplete; void example(struct incomplete *p) { }</pre> The following code example passes the check and will not give a warning about this issue: <pre>struct complete { int x; }; void example(struct complete *p) { }</pre>

MISRAC2004-18.2

Synopsis	Assignments from one field of a union to another were found.
Enabled by default	Yes
Severity/Certainty	High/High 

Full description	(Required) An object shall not be assigned to an overlapping object. This check is identical to UNION-overlap-assign, MISRAC++2008-0-2-1, MISRAC2012-Rule-19.1.
Coding standards	<p>MISRA C:2004 18.2</p> <p style="padding-left: 40px;">(Required) An object shall not be assigned to an overlapping object.</p> <p>MISRA C:2012 Rule-19.1</p> <p style="padding-left: 40px;">(Mandatory) An object shall not be assigned or copied to an overlapping object</p> <p>MISRA C++ 2008 0-2-1</p> <p style="padding-left: 40px;">(Required) An object shall not be assigned to an overlapping object.</p>

Code examples The following code example fails the check and will give a warning:


```
void example(void)
{
    union
    {
        char c[5];
        int i;
    } u;
    u.i = u.c[2];
}
```

The following code example passes the check and will not give a warning about this issue:

```
void example(void)
{
    union
    {
        char c[5];
        int i;
    } u;
    int x;
    x = (int)u.c[2];
    u.i = x;
}
```


MISRAC2004-18.4

Synopsis	Unions were detected.
Enabled by default	Yes

Severity/Certainty	Low/Medium 
Full description	(Required) Unions shall not be used. This check is identical to MISRAC++2008-9-5-1, MISRAC2012-Rule-19.2.
Coding standards	MISRA C:2004 18.4 (Required) Unions shall not be used. MISRA C:2012 Rule-19.2 (Advisory) The union keyword should not be used MISRA C++ 2008 9-5-1 (Required) Unions shall not be used.
Code examples	The following code example fails the check and will give a warning: <pre>union cheat { int i; float f; }; int example(float f) { union cheat u; u.f = f; return u.i; }</pre> <p>The following code example passes the check and will not give a warning about this issue:</p> <pre>int example(int x) { return x; }</pre>


MISRAC2004-19.1

Synopsis	#include directives were found that are not first in the source file.
Enabled by default	No


Severity/Certainty	<p>Low/Low</p> 
Full description	<p>(Advisory) #include statements in a file should only be preceded by other preprocessor directives or comments. This check is identical to MISRAC2012-Rule-20.1, MISRAC++2008-16-0-1.</p>
Coding standards	<p>MISRA C:2004 19.1</p> <p>(Advisory) #include statements in a file should only be preceded by other preprocessor directives or comments.</p> <p>MISRA C:2012 Rule-20.1</p> <p>(Advisory) #include directives should only be preceded by preprocessor directives or comments</p> <p>MISRA C++ 2008 16-0-1</p> <p>(Required) #include directives in a file shall only be preceded by other preprocessor directives or comments.</p>
Code examples	<p>The following code example fails the check and will give a warning:</p> <pre>void example(void) {} int x; #include <cstdio> void example(void) {}</pre> <p>The following code example passes the check and will not give a warning about this issue:</p> <pre>void example(void) {} #include <cstdio> void example(void) {}</pre>

MISRAC2004-19.2

Synopsis	There are illegal characters in header file names.
Enabled by default	No

Severity/Certainty	Low/Low 
Full description	(Advisory) Non-standard characters should not occur in header file names in #include directives. This check is identical to MISRAC2012-Rule-20.2.
Coding standards	MISRA C:2004 19.2 (Advisory) Non-standard characters should not occur in header file names in #include directives. MISRA C:2012 Rule-20.2 (Required) The ', ' or \ characters and the /* or // character sequences shall not occur in a header file name
Code examples	The following code example fails the check and will give a warning: <pre>#include "fi'le.h" /* Non-compliant */ void example(void) {}</pre> The following code example passes the check and will not give a warning about this issue: <pre>#include "header.h" void example(void) {}</pre>

MISRAC2004-19.4

Synopsis	A macro definition was found that is not permitted.
Enabled by default	Yes
Severity/Certainty	Low/Medium 
Full description	(Required) C macros shall only expand to a braced initialiser, a constant, a string literal, a parenthesised expression, a type qualifier, a storage class specifier, or a do-while-zero construct.

Coding standards MISRA C:2004 19.4
 (Required) C macros shall only expand to a braced initializer, a constant, a string literal, a parenthesized expression, a type qualifier, a storage class specifier, or a do-while-zero construct.

Code examples The following code example fails the check and will give a warning:

```
#define PLUS_TWO(X) (X) + 2
```

 The following code example passes the check and will not give a warning about this issue:

```
#define PLUS_TWO(X) ((X) + 2)
```

MISRAC2004-19.5

Synopsis A #define or #undef was found inside a block.

Enabled by default Yes

Severity/Certainty Low/Medium



Full description (Required) Macros shall not be #define'd or #undef'd within a block.

Coding standards MISRA C:2004 19.5
 (Required) Macros shall not be #define'd or #undef'd within a block.


Code examples The following code example fails the check and will give a warning:

```
int example() {
#define ONE 1
    return 0;
}
```


 The following code example passes the check and will not give a warning about this issue:

```
#define ONE 1
int example() {
    return 0;
}
```

MISRAC2004-I9.6


Synopsis	#undef directives were found.
Enabled by default	Yes
Severity/Certainty	Low/Low 
Full description	(Required) #undef shall not be used. This check is identical to MISRAC++2008-16-0-3, MISRAC2012-Rule-20.5.
Coding standards	MISRA C:2004 19.6 (Required) #undef shall not be used. MISRA C:2012 Rule-20.5 (Advisory) #undef should not be used MISRA C++ 2008 16-0-3 (Required) #undef shall not be used.
Code examples	The following code example fails the check and will give a warning: <pre>#define SYM #undef SYM</pre> The following code example passes the check and will not give a warning about this issue: <pre>#define SYM</pre>

MISRAC2004-I9.7

Synopsis	Function-like macros were detected.
Enabled by default	No
Severity/Certainty	Low/Low 

Full description	(Advisory) A function should be used in preference to a function-like macro. This check is identical to MISRA C++2008-16-0-4, MISRA C2012-Dir-4.9.
Coding standards	<p>MISRA C:2004 19.7</p> <p>(Advisory) A function should be used in preference to a function-like macro.</p> <p>MISRA C:2012 Dir-4.9</p> <p>(Advisory) A function should be used in preference to a function-like macro where they are interchangeable</p> <p>MISRA C++ 2008 16-0-4</p> <p>(Required) Function-like macros shall not be defined.</p>
Code examples	<p>The following code example fails the check and will give a warning:</p> <pre>#define ABS(x) ((x) < 0 ? -(x) : (x)) void example(void) { int a; ABS (a); }</pre> <p>The following code example passes the check and will not give a warning about this issue:</p> <pre>template <typename T> inline T ABS(T x) { return x < 0 ? -x : x; }</pre>

MISRA C2004-19.10

Synopsis	A macro parameter was not enclosed in parentheses or used as the operand of # or ##.
Enabled by default	Yes
Severity/Certainty	<p>High/Medium</p> 
Full description	(Required) In the definition of a function-like macro each instance of a parameter shall be enclosed in parentheses unless it is used as the operand of # or ##.
Coding standards	MISRA C:2004 19.10

(Required) In the definition of a function-like macro, each instance of a parameter shall be enclosed in parentheses unless it is used as the operand of # or ##.

Code examples

The following code example fails the check and will give a warning:

```
#define abs(x) ((x >= 0) ? x : -x)
```

The following code example passes the check and will not give a warning about this issue:

```
#define abs(x) (((x) >= 0) ? (x) : -(x))
```

MISRAC2004-19.12

Synopsis

Multiple # or ## preprocessor operators were found in a macro definition.

Enabled by default

Yes

Severity/Certainty

Medium/Low



Full description

(Required) There shall be at most one occurrence of the # or ## preprocessor operators in a single macro definition. This check is identical to DEFINE-hash-multiple, MISRAC++2008-16-3-1.

Coding standards

MISRA C:2004 19.12

(Required) There shall be at most one occurrence of the # or ## preprocessor operators in a single macro definition.

MISRA C++ 2008 16-3-1

(Required) There shall be at most one occurrence of the # or ## operators in a single macro definition.

Code examples


The following code example fails the check and will give a warning:

```
#define C(x, y) # x ## y /* Non-compliant */
```


The following code example passes the check and will not give a warning about this issue:

```
#define A(x) #x /* Compliant */
```

MISRA C2004-19.13


Synopsis	Uses were found of the # and ## operators.
Enabled by default	No
Severity/Certainty	Low/Low 
Full description	(Advisory) The # and ## preprocessor operators should not be used. This check is identical to MISRA C++2008-16-3-2, MISRA C2012-Rule-20.10.
Coding standards	MISRA C:2004 19.13 (Advisory) The # and ## preprocessor operators should not be used. MISRA C:2012 Rule-20.10 (Advisory) The # and ## preprocessor operators should not be used MISRA C++ 2008 16-3-2 (Advisory) The # and ## operators should not be used.
Code examples	The following code example fails the check and will give a warning: <pre>#define A(Y) #Y /* Non-compliant */</pre> The following code example passes the check and will not give a warning about this issue: <pre>#define A(x) (x) /* Compliant */</pre>

MISRA C2004-19.15

Synopsis	Header files were found without #include guards.
Enabled by default	Yes
Severity/Certainty	Low/Low 

Full description	(Required) Precautions shall be taken in order to prevent the contents of a header file being included twice. This check is identical to MISRAC++2008-16-2-3, MISRAC2012-Dir-4.10.
Coding standards	<p>MISRA C:2004 19.15</p> <p>(Required) Precautions shall be taken in order to prevent the contents of a header file being included twice.</p> <p>MISRA C:2012 Dir-4.10</p> <p>(Required) Precautions shall be taken in order to prevent the contents of a header file being included more than once</p> <p>MISRA C++ 2008 16-2-3</p> <p>(Required) Include guards shall be provided.</p>
Code examples	<p>The following code example fails the check and will give a warning:</p> <pre>#include "unguarded_header.h" void example(void) {}</pre> <p>The following code example passes the check and will not give a warning about this issue:</p> <pre>#include <stdlib.h> #include "header.h"/* contains #ifndef HDR #define HDR ... #endif */ void example(void) {}</pre>


MISRAC2004-20.1

Synopsis	Detected a #define or #undef of a reserved identifier in the standard library.
Enabled by default	Yes
Severity/Certainty	<p>Low/Low</p> 
Full description	(Required) Reserved identifiers, macros, and functions in the standard library shall not be defined, redefined, or undefined. This check is identical to MISRAC++2008-17-0-1, MISRAC2012-Rule-21.1.

Coding standards	<p>MISRA C:2004 20.1</p> <p>(Required) Reserved identifiers, macros, and functions in the standard library shall not be defined, redefined, or undefined.</p> <p>MISRA C:2012 Rule-21.1</p> <p>(Required) #define and #undef shall not be used on a reserved identifier or reserved macro name</p> <p>MISRA C++ 2008 17-0-1</p> <p>(Required) Reserved identifiers, macros and functions in the standard library shall not be defined, redefined or undefined.</p>
------------------	--

Code examples	<p>The following code example fails the check and will give a warning:</p> <pre>#define __TIME__ 11111111 /* Non-compliant */</pre> <p>The following code example passes the check and will not give a warning about this issue:</p> <pre>#define A(x)(x) /* Compliant */</pre>
---------------	---

MISRAC2004-20.2

Synopsis	One or more library functions are being overridden.
Enabled by default	Yes
Severity/Certainty	<p>Low/Medium</p> 
Full description	(Required) The names of standard library macros, objects and functions shall not be reused. This check is identical to MISRAC++2008-17-0-3, MISRAC2012-Rule-21.2, CERT-DCL37-C_a.
Coding standards	<p>CERT DCL37-C</p> <p>Do not declare or define a reserved identifier</p> <p>MISRA C:2004 20.2</p> <p>(Required) The names of Standard Library macros, objects, and functions shall not be reused.</p>

MISRA C:2012 Rule-21.2

(Required) A reserved identifier or macro name shall not be declared

MISRA C++ 2008 17-0-3

(Required) The names of standard library functions shall not be overridden.

Code examples

The following code example fails the check and will give a warning:

```
void example(void) {}
extern "C" void strcpy(void);
void strcpy(void) {}
```

The following code example passes the check and will not give a warning about this issue:

```
void example(void) {}
extern "C" void bar(void);
void foo(void) {}
```

MISRAC2004-20.3_a

Synopsis

A parameter value (≤ 0) might cause a domain or range error.

Enabled by default

Yes

Severity/Certainty

Medium/Medium



Full description

(Required) The validity of values passed to library functions shall be checked (>0 case). This check is identical to MISRAC2012-Dir-4.11_a.

Coding standards

MISRA C:2004 20.3

(Required) The validity of values passed to library functions shall be checked.

MISRA C:2012 Dir-4.11

(Required) The validity of values passed to library functions shall be checked

Code examples

The following code example fails the check and will give a warning:

```
#include <math.h>

void gtz(double d1, double d2) {
    double e;
    e = tgamma(-1.0); /* const not in range */
    e = tgamma(d1); /* var not checked */
    if(d1 > 0) {
    } else {
        e = tgamma(d1); /* checked but in wrong branch */
    }
    if(d1 > 0) {
        d1 = d2;
        e = tgamma(d1); /* checked but updated */
    }
}
```


The following code example passes the check and will not give a warning about this issue:

```
#include <math.h>

void example(double d) {
    double e;
    if(d > 0) {
        e = tgamma(d); /* checked before use */
    }
    if(0 < d) {
        e = tgamma(d); /* checked before use */
    }
    if(d <= 0) {
    } else {
        e = tgamma(d); /* checked before use */
    }
    if(0 >= d) {
    } else {
        e = tgamma(d); /* checked before use */
    }
    e = tgamma(1.0); /* constant > 0 */
}
```

MISRAC2004-20.3_b


Synopsis	A parameter value (<0) might cause a domain or range error.
Enabled by default	Yes

Severity/Certainty	Medium/Medium 
Full description	(Required) The validity of values passed to library functions shall be checked (≥ 0 case). This check is identical to MISRAC2012-Dir-4.11_b.
Coding standards	MISRA C:2004 20.3 (Required) The validity of values passed to library functions shall be checked. MISRA C:2012 Dir-4.11 (Required) The validity of values passed to library functions shall be checked
Code examples	The following code example fails the check and will give a warning: <pre>#include <math.h> void gez(double d1, double d2) { double e; e = sqrt(-2); /* const not in range */ e = sqrt(d1); /* var not checked */ if(d1 >= 0) { } else { e = sqrt(d1); /* checked but in wrong branch */ } if(d1 >= 0) { d1 = d2; e = sqrt(d1); /* checked but updated */ } }</pre> <p>The following code example passes the check and will not give a warning about this issue:</p>

```
#include<math.h>

void gez(double d) {
    double e;
    if(d >= 0) {
        e = sqrt(d); /* checked before use */
    }
    if(0 <= d) {
        e = sqrt(d); /* checked before use */
    }
    if(d < 0) {
    } else {
        e = sqrt(d); /* checked before use */
    }
    if(0 > d) {
    } else {
        e = sqrt(d); /* checked before use */
    }
    e = sqrt(1.0); /* constant > 0 */
}
```

MISRAC2004-20.3_c

Synopsis	A parameter value (==0) might cause a domain or range error.
Enabled by default	Yes
Severity/Certainty	Medium/Medium 
Full description	(Required) The validity of values passed to library functions shall be checked (!=0 case). This check is identical to MISRAC2012-Dir-4.11_c.
Coding standards	MISRA C:2004 20.3 (Required) The validity of values passed to library functions shall be checked. MISRA C:2012 Dir-4.11 (Required) The validity of values passed to library functions shall be checked
Code examples	The following code example fails the check and will give a warning:

```

#include <math.h>

void nez(double d1, double d2) {
    double e;
    e = fmod(1, 0.0);      /* const not in range */
    e = fmod(1, d1);      /* var not checked */
    if(d1 != 0) {
    } else {
        e = fmod(1, d1); /* checked but in wrong branch */
    }
    if(d1 != 0) {
        d1 = d2;
        e = fmod(1, d1); /* checked but updated */
    }
}

```

The following code example passes the check and will not give a warning about this issue:

```


#include <math.h>

void example(double d) {
    double e;
    if(d != 0) {
        e = logb(d); /* checked before use */
    }
    if(0 != d) {
        e = logb(d); /* checked before use */
    }
    if(d == 0) {
    } else {
        e = logb(d); /* checked before use */
    }
    if(0 == d) {
    } else {
        e = logb(d); /* checked before use */
    }
    e = logb(1.0); /* constant != 0 */
}

```

MISRAC2004-20.3_d

Synopsis	A parameter value (>1) might cause domain or range error.
Enabled by default	Yes

Severity/Certainty	<p>Medium/Medium</p> 
Full description	<p>(Required) The validity of values passed to library functions shall be checked (≤ 1 case). This check is identical to MISRAC2012-Dir-4.11_d.</p>
Coding standards	<p>MISRA C:2004 20.3</p> <p>(Required) The validity of values passed to library functions shall be checked.</p> <p>MISRA C:2012 Dir-4.11</p> <p>(Required) The validity of values passed to library functions shall be checked</p>
Code examples	<p>The following code example fails the check and will give a warning:</p> <pre>#include <math.h> void le1(double d1, double d2) { double e; e = acos(2); /* const not in range */ e = acos(d1); /* var not checked */ if(d1 <= 1) { } else { e = acos(d1); /* checked but in wrong branch */ } if(d1 <= 1) { d1 = d2; e = acos(d1); /* checked but updated */ } }</pre> <p>The following code example passes the check and will not give a warning about this issue:</p>


```

#include<math.h>

void example(double d) {
    double e;
    if(d <= 1) {
        e = acos(d); /* checked before use */
    }
    if(1 >= d) {
        e = acos(d); /* checked before use */
    }
    if(d > 1) {
    } else {
        e = acos(d); /* checked before use */
    }
    if(1 < d) {
    } else {
        e = acos(d); /* checked before use */
    }
    e = acos(0.5); /* constant <= 1 */
}

```

MISRAC2004-20.3_e

Synopsis	A parameter value (≥ 1) might cause domain or range error.
Enabled by default	Yes
Severity/Certainty	Medium/Medium 
Full description	(Required) The validity of values passed to library functions shall be checked (<1 case). This check is identical to MISRAC2012-Dir-4.11_e.
Coding standards	MISRA C:2004 20.3 (Required) The validity of values passed to library functions shall be checked. MISRA C:2012 Dir-4.11 (Required) The validity of values passed to library functions shall be checked
Code examples	The following code example fails the check and will give a warning:

```
#include <math.h>

void lt1(double d1, double d2) {
    double e;
    e = atanh(2.0);      /* const not in range */
    e = atanh(d1);      /* var not checked */
    if(d1 < 1) {
    } else {
        e = atanh(d1);  /* checked but in wrong branch */
    }
    if(d1 < 1) {
        d1 = d2;
        e = atanh(d1);  /* checked but updated */
    }
}
```

The following code example passes the check and will not give a warning about this issue:

```
#include<math.h>

void example(double d) {
    double e;
    if(d < 1) {
        e = atanh(d); /* checked before use */
    }
    if(0 > d) {
        e = atanh(d); /* checked before use */
    }
    if(d >= 1) {
    } else {
        e = atanh(d); /* checked before use */
    }
    if(1 <= d) {
    } else {
        e = atanh(d); /* checked before use */
    }
    e = atanh(0.5); /* constant < 1 */
}
```

MISRAC2004-20.3_f

Synopsis

A parameter value (<-1) might cause a domain or range error.

Enabled by default

Yes

Severity/Certainty

Medium/Medium



Full description

(Required) The validity of values passed to library functions shall be checked (≥ -1 case). This check is identical to MISRAC2012-Dir-4.11_f.

Coding standards

MISRA C:2004 20.3

(Required) The validity of values passed to library functions shall be checked.

MISRA C:2012 Dir-4.11

(Required) The validity of values passed to library functions shall be checked

Code examples

The following code example fails the check and will give a warning:

```
#include <math.h>


void gen1(double d1, double d2) {
    double e;
    e = acos(-2.0);      /* const not in range */
    e = acos(d1);       /* var not checked */
    if(d1 >= -1) {
    } else {
        e = acos(d1);   /* checked but in wrong branch */
    }
    if(d1 >= -1) {
        d1 = d2;
        e = acos(d1);   /* checked but updated */
    }
}
```

The following code example passes the check and will not give a warning about this issue:

```
#include <math.h>

void example(double d) {
    double e;
    if(d >= -1) {
        e = acos(d); /* checked before use */
    }
    if(-1 <= d) {
        e = acos(d); /* checked before use */
    }
    if(d < -1) {
    } else {
        e = acos(d); /* checked before use */
    }
    if(-1 > d) {
    } else {
        e = acos(d); /* checked before use */
    }
    e = acos(-0.5); /* constant >= -1 */
}
```

MISRAC2004-20.3_g

Synopsis	A parameter value (≤ -1) might cause a domain or range error.
Enabled by default	Yes
Severity/Certainty	Medium/Medium 
Full description	(Required) The validity of values passed to library functions shall be checked (> -1 case). This check is identical to MISRAC2012-Dir-4.11_g.
Coding standards	MISRA C:2004 20.3 (Required) The validity of values passed to library functions shall be checked. MISRA C:2012 Dir-4.11 (Required) The validity of values passed to library functions shall be checked
Code examples	The following code example fails the check and will give a warning:

```

#include <math.h>

void gtn1(double d1, double d2) {
    double e;
    e = atanh(-1.5);      /* const not in range */
    e = atanh(d1);       /* var not checked */
    if(d1 > -1) {
    } else {
        e = atanh(d1);   /* checked but in wrong branch */
    }
    if(d1 > -1) {
        d1 = d2;
        e = atanh(d1);   /* checked but updated */
    }
}

```

The following code example passes the check and will not give a warning about this issue:

```

#include <math.h>

void example(double d) {
    double e;
    if(d > -1) {
        e = atanh(d); /* checked before use */
    }
    if(-1 < d) {
        e = atanh(d); /* checked before use */
    }
    if(d <= -1) {
    } else {
        e = atanh(d); /* checked before use */
    }
    if(-1 >= d) {
    } else {
        e = atanh(d); /* checked before use */
    }
    e = atanh(-0.5); /* constant > -1 */
}

```


MISRAC2004-20.3_h

Synopsis

A parameter value (>255) might cause a domain or range error.

Enabled by default

Yes

Severity/Certainty	<p>Medium/Medium</p> 
Full description	<p>(Required) The validity of values passed to library functions shall be checked (≤ 255 case). This check is identical to MISRAC2012-Dir-4.11_h.</p>
Coding standards	<p>MISRA C:2004 20.3</p> <p>(Required) The validity of values passed to library functions shall be checked.</p> <p>MISRA C:2012 Dir-4.11</p> <p>(Required) The validity of values passed to library functions shall be checked</p>
Code examples	<p>The following code example fails the check and will give a warning:</p> <pre>extern int isalpha(int c); void leff(int d1, int d2) { int e; e = isalpha(2512); /* const not in range */ e = isalpha(d1); /* var not checked */ if(d1 <= 0xFF) { } else { e = isalpha(d1); /* checked but in wrong branch */ } if(d1 <= 255) { d1 = d2; e = isalpha(d1); /* checked but updated */ } }</pre> <p>The following code example passes the check and will not give a warning about this issue:</p>


```

extern int isalpha(int c);

void example(int d) {
    int e;
    if(d <= 255) {
        e = isalpha(d); /* checked before use */
    }
    if(0xFF >= d) {
        e = isalpha(d); /* checked before use */
    }
    if(d > 0xFF) {
    } else {
        e = isalpha(d); /* checked before use */
    }
    if(255 < d) {
    } else {
        e = isalpha(d); /* checked before use */
    }
    e = isalpha('c'); /* constant <= 0xFF */
}

```

MISRAC2004-20.3_i

Synopsis	A parameter value (min) might cause a domain or range error.
Enabled by default	Yes
Severity/Certainty	Medium/Medium 
Full description	(Required) The validity of values passed to library functions shall be checked (min value case). This check is identical to MISRAC2012-Dir-4.11_i.
Coding standards	MISRA C:2004 20.3 (Required) The validity of values passed to library functions shall be checked. MISRA C:2012 Dir-4.11 (Required) The validity of values passed to library functions shall be checked
Code examples	The following code example fails the check and will give a warning:

```
#include <math.h>
#include <limits.h>

void minint(int d1, int d2) {
    int e;
    e = abs(INT_MIN); /* const not in range */
    e = abs(d1); /* var not checked */
    if(d1 > INT_MIN) {
    } else {
        e = abs(d1); /* checked but in wrong branch */
    }
    if(d1 > INT_MIN) {
        d1 = d2;
        e = abs(d1); /* checked but updated */
    }
}
```

The following code example passes the check and will not give a warning about this issue:

```
#include <math.h>
#include <limits.h>

void example(int d) {
    int e;
    if(d > INT_MIN) {
        e = abs(d); /* checked before use */
    }
    if(INT_MIN < d) {
        e = abs(d); /* checked before use */
    }
    if(d <= INT_MIN) {
    } else {
        e = abs(d); /* checked before use */
    }
    if(INT_MIN >= d) {
    } else {
        e = abs(d); /* checked before use */
    }
    e = abs(INT_MIN+1); /* constant not INT_MIN */
}
```


MISRAC2004-20.4

Synopsis


Detected use of malloc, calloc, realloc, or free.

Enabled by default

Yes

Severity/Certainty	Low/Medium 
Full description	(Required) Dynamic heap memory allocation shall not be used. This check is identical to MISRAC++2008-18-4-1, MISRAC2012-Rule-21.3.
Coding standards	MISRA C:2004 20.4 (Required) Dynamic heap memory allocation shall not be used. MISRA C:2012 Rule-21.3 (Required) The memory allocation and deallocation functions of <stdlib.h> shall not be used MISRA C++ 2008 18-4-1 (Required) Dynamic heap memory allocation shall not be used.
Code examples	The following code example fails the check and will give a warning: <pre>#include <stdlib.h> void *example(void) { return malloc(100); }</pre> The following code example passes the check and will not give a warning about this issue: <pre>void example(void) { }</pre>

MISRAC2004-20.5

Synopsis	Detected use of the error indicator errno.
Enabled by default	Yes
Severity/Certainty	Low/Medium 

Full description	(Required) The error indicator <code>errno</code> shall not be used. This check is identical to MISRAC++2008-19-3-1.
Coding standards	MISRA C:2004 20.5 (Required) The error indicator <code>errno</code> shall not be used. MISRA C++ 2008 19-3-1 (Required) The error indicator <code>errno</code> shall not be used.

Code examples The following code example fails the check and will give a warning:


```
#include <errno.h>
#include <stdlib.h>

int example(char buf[]) {
    int i;
    errno = 0;
    i = atoi(buf);
    return (errno == 0) ? i : 0;
}
```

The following code example passes the check and will not give a warning about this issue:

```
void example(void) {
}
```

MISRAC2004-20.6

Synopsis	Detected use of the built-in function <code>offsetof</code> .
Enabled by default	Yes
Severity/Certainty	Low/Medium 
Full description	(Required) The macro <code>offsetof</code> in the <code>stddef.h</code> library shall not be used. This check is identical to MISRAC++2008-18-2-1.
Coding standards	MISRA C:2004 20.6 (Required) The macro <code>offsetof</code> in the <code>stddef.h</code> library shall not be used.

MISRA C++ 2008 18-2-1

(Required) The macro `offsetof` shall not be used.

Code examples

The following code example fails the check and will give a warning:

```
#include <stddef.h>

struct stat {
    int st_size;
};

int example(void) {
    return offsetof(struct stat, st_size);
}
```

The following code example passes the check and will not give a warning about this issue:

```
void example(void) {
}
```

MISRAC2004-20.7

Synopsis

Detected use of `setjmp.h`.

Enabled by default

Yes

Severity/Certainty

Low/Medium



Full description

(Required) The `setjmp` macro and the `longjmp` function shall not be used. This check is identical to MISRAC++2008-17-0-5, MISRAC2012-Rule-21.4.

Coding standards

CERT ERR34-CPP

Do not use `longjmp`

MISRA C:2004 20.7

(Required) The `setjmp` macro and the `longjmp` function shall not be used.

MISRA C:2012 Rule-21.4

(Required) The standard header file `<setjmp.h>` shall not be used

MISRA C++ 2008 17-0-5

(Required) The setjmp macro and the longjmp function shall not be used.

Code examples

The following code example fails the check and will give a warning:

```
#include <setjmp.h>

jmp_buf ex;

void example(void) {
    setjmp(ex);
}
```

The following code example passes the check and will not give a warning about this issue:

```
void example(void) {
}
```

MISRAC2004-20.8

Synopsis

Use of signal.h was detected.

Enabled by default

Yes

Severity/Certainty

Low/Medium



Full description

(Required) The signal handling facilities of signal.h shall not be used. This check is identical to MISRAC++2008-18-7-1, MISRAC2012-Rule-21.5.

Coding standards

MISRA C:2004 20.8

(Required) The signal handling facilities of signal.h shall not be used.

MISRA C:2012 Rule-21.5

(Required) The standard header file <signal.h> shall not be used

MISRA C++ 2008 18-7-1

(Required) The signal handling facilities of <csignal> shall not be used.

Code examples

The following code example fails the check and will give a warning:


```
#include <signal.h>
#include <stddef.h>

void example(void) {
    signal(SIGFPE, NULL);
}
```

The following code example passes the check and will not give a warning about this issue:

```
void example(void) {
}
```


MISRA C2004-20.9

Synopsis	Use of stdio.h was detected.
Enabled by default	Yes
Severity/Certainty	Low/Medium 
Full description	(Required) The input/output library stdio.h shall not be used in production code. This check is identical to MISRA C++2008-27-0-1, MISRA C2012-Rule-21.6.
Coding standards	MISRA C:2004 20.9 (Required) The input/output library stdio.h shall not be used in production code. MISRA C:2012 Rule-21.6 (Required) The Standard Library input/output functions shall not be used MISRA C++ 2008 27-0-1 (Required) The stream input/output library <cstdio> shall not be used.
Code examples	The following code example fails the check and will give a warning: <pre>#include <stdio.h> void example(void) { printf("Hello, world!\n"); }</pre>

The following code example passes the check and will not give a warning about this issue:

```
void example(void) {
}
```


MISRAC2004-20.10

Synopsis	Use of the functions atof, atoi, atol, or atoll was detected.
Enabled by default	Yes
Severity/Certainty	Low/Medium 
Full description	(Required) The functions atof, atoi, and atol from the library stdlib.h shall not be used. This check is identical to MISRAC++2008-18-0-2, MISRAC2012-Rule-21.7.
Coding standards	CERT INT06-C <p style="margin-left: 40px;">Use strtol() or a related function to convert a string token to an integer</p> MISRA C:2004 20.10 <p style="margin-left: 40px;">(Required) The functions atof, atoi, and atol from the library stdlib.h shall not be used.</p> MISRA C:2012 Rule-21.7 <p style="margin-left: 40px;">(Required) The atof, atoi, atol and atoll functions of <stdlib.h> shall not be used</p> MISRA C++ 2008 18-0-2 <p style="margin-left: 40px;">(Required) The library functions atof, atoi and atol from library <cstdlib> shall not be used.</p>
Code examples	The following code example fails the check and will give a warning: <pre>#include <stdlib.h> int example(char buf[]) { return atoi(buf); }</pre>

The following code example passes the check and will not give a warning about this issue:


```
void example(void) {
}
```

MISRAC2004-20.11


Synopsis	Use of the functions abort, exit, getenv, or system was detected.
Enabled by default	Yes
Severity/Certainty	Low/Medium 
Full description	(Required) The functions abort, exit, getenv, and system from the library stdlib.h shall not be used. This check is identical to MISRAC++2008-18-0-3, MISRAC2012-Rule-21.8.
Coding standards	MISRA C:2004 20.11 (Required) The functions abort, exit, getenv, and system from the library stdlib.h shall not be used. MISRA C:2012 Rule-21.8 (Required) The library functions abort, exit, getenv and system of <stdlib.h> shall not be used MISRA C++ 2008 18-0-3 (Required) The library functions abort, exit, getenv and system from library <cstdlib> shall not be used.
Code examples	The following code example fails the check and will give a warning: <pre>#include <stdlib.h> void example(void) { abort(); }</pre> <p>The following code example passes the check and will not give a warning about this issue:</p>

```
void example(void) {
}
```


MISRAC2004-20.12

Synopsis	Use of the time.h functions was detected: asctime, clock, ctime, difftime, gmtime, localtime, mktime, strftime, or time.
Enabled by default	Yes
Severity/Certainty	Low/Medium 
Full description	(Required) The time handling functions of time.h shall not be used. This check is identical to MISRAC++2008-18-0-4, MISRAC2012-Rule-21.10.
Coding standards	MISRA C:2004 20.12 (Required) The time handling functions of time.h shall not be used. MISRA C:2012 Rule-21.10 (Required) The Standard Library time and date functions shall not be used MISRA C++ 2008 18-0-4 (Required) The time handling functions of library <ctime> shall not be used.
Code examples	The following code example fails the check and will give a warning: <pre>#include <stddef.h> #include <time.h> time_t example(void) { return time(NULL); }</pre> The following code example passes the check and will not give a warning about this issue: <pre>void example(void) { }</pre>

MISRAC2012-Dir-4.3


Synopsis	Inline assembler statements were found that are not encapsulated in functions.
Enabled by default	Yes
Severity/Certainty	Low/Medium 
Full description	(Required) Assembly language shall be encapsulated and isolated This check is identical to MISRAC2004-2.1, MISRAC++2008-7-4-3.
Coding standards	MISRA C:2004 2.1 (Required) Assembler language shall be encapsulated and isolated. MISRA C:2012 Dir-4.3 (Required) Assembly language shall be encapsulated and isolated MISRA C++ 2008 7-4-3 (Required) Assembly language shall be encapsulated and isolated.
Code examples	The following code example fails the check and will give a warning: <pre>int example(int x) { int r; asm(""); return r + 1; }</pre> <p>The following code example passes the check and will not give a warning about this issue:</p> <pre>int example(int x) { asm(""); return x; }</pre>

MISRAC2012-Dir-4.4


Synopsis	Code sections in comments were found where the comment ends with a ';', '{', or '' character.
Enabled by default	No
Severity/Certainty	Low/Medium 
Full description	(Advisory) Sections of code should not be "commented out" Code sections in comments were found where the comment ends with a ';', '{', or '' character. This check is identical to MISRAC2004-2.4.
Coding standards	MISRA C:2004 2.4 (Advisory) Sections of code should not be commented out. MISRA C:2012 Dir-4.4 (Advisory) Sections of code should not be "commented out"
Code examples	The following code example fails the check and will give a warning: <pre>void example(void) { /* int i; */ }</pre> The following code example passes the check and will not give a warning about this issue: <pre>void example(void) { #if 0 int i; #endif }</pre>

MISRAC2012-Dir-4.5

Synopsis	Identifiers in the same namespace, with overlapping visibility, should be typographically unambiguous.
----------	--

Enabled by default	No
Severity/Certainty	Low/Medium 
Full description	(Advisory) Identifiers in the same namespace, with overlapping visibility, should be typographically unambiguous.
Coding standards	MISRA C:2012 Dir-4.5 (Advisory) Identifiers in the same name space with overlapping visibility should be typographically unambiguous
Code examples	The following code example fails the check and will give a warning: <pre>void example(void) { int foo; int f00; }</pre> The following code example passes the check and will not give a warning about this issue: <pre>void example(void) { int foo; int bar; }</pre>

MISRAC2012-Dir-4.6_a

Synopsis	The basic types char, int, short, long, double, and float are used without a typedef.
Enabled by default	No
Severity/Certainty	Low/High 
Full description	(Advisory) typedefs that indicate size and signedness should be used in place of the basic numerical types The basic types char, int, short, long, double, and float are used

without a typedef. Best practice is to use typedefs for portability. This check is identical to MISRAC2004-6.3, MISRAC++2008-3-9-2.

Coding standards

MISRA C:2004 6.3

(Advisory) typedefs that indicate size and signedness should be used in place of the basic types.

MISRA C:2012 Dir-4.6

(Advisory) typedefs that indicate size and signedness should be used in place of the basic numerical types

MISRA C++ 2008 3-9-2

(Advisory) typedefs that indicate size and signedness should be used in place of the basic numerical types.

Code examples

The following code example fails the check and will give a warning:

```
typedef signed char SCHAR;
typedef int INT;
typedef float FLOAT;

INT func(FLOAT f, INT *pi)
{
    INT x;
    INT (*fp)(const char *);
}
```

The following code example passes the check and will not give a warning about this issue:


```
typedef signed char SCHAR;
typedef int INT;
typedef float FLOAT;

INT func(FLOAT f, INT *pi)
{
    INT x;
    INT (*fp)(const SCHAR *);
}
```


MISRAC2012-Dir-4.6_b

Synopsis

Typedefs of basic types were found with names that do not indicate the size or signedness.


Enabled by default	No
Severity/Certainty	Low/High 
Full description	(Advisory) typedefs that indicate size and signedness should be used in place of the basic numerical types
Coding standards	MISRA C:2012 Dir-4.6 (Advisory) typedefs that indicate size and signedness should be used in place of the basic numerical types
Code examples	The following code example fails the check and will give a warning: <pre>/* MISRA C 2012 Directive 4.6 Example */ /* Non-compliant - no sign or size specified */ typedef int speed_t;</pre> <p>The following code example passes the check and will not give a warning about this issue:</p> <pre>/* MISRA C 2012 Directive 4.6 Example */ /* Compliant - int used to define specific-length type */ typedef int SINT_16;</pre>

MISRAC2012-Dir-4.7_a

Synopsis	Returned error information should be tested.
Enabled by default	No
Severity/Certainty	Low/Medium 

Full description	(Required) If a function returns error information, then that error information shall be tested.
Coding standards	CWE 252 Unchecked Return Value MISRA C:2012 Dir-4.7 (Required) If a function returns error information, then that error information shall be tested
Code examples	The following code example fails the check and will give a warning: <pre>void example(void) { malloc(5); }</pre> The following code example passes the check and will not give a warning about this issue: <pre>void example() { int p = malloc(5); }</pre>

MISRAC2012-Dir-4.7_b

Synopsis	Returned error information should be tested.
Enabled by default	No
Severity/Certainty	Low/Medium 
Full description	(Required) If a function returns error information, then that error information shall be tested.
Coding standards	CWE 252 Unchecked Return Value MISRA C:2012 Dir-4.7 (Required) If a function returns error information, then that error information shall be tested

Code examples

The following code example fails the check and will give a warning:

```
void example(void) {
    int ec = malloc(5);
    ec = 2;
}
```

The following code example passes the check and will not give a warning about this issue:

```
void example(void) {
    int ec = malloc(5);
    if (ec)
    {
        // ...
    }
    ec = 2;
}
```

MISRAC2012-Dir-4.7_c

Synopsis

Returned error information should be tested.

Enabled by default

Yes

Severity/Certainty

Low/Medium



Full description

(Required) If a function returns error information, then that error information shall be tested.

Coding standards

CWE 252

Unchecked Return Value

MISRA C:2012 Dir-4.7

(Required) If a function returns error information, then that error information shall be tested

Code examples

The following code example fails the check and will give a warning:

```
#include<errno.h>
#include<stdio.h>

void no_test() {
    FILE * f;
    fpos_t * p;
    int x = fgetpos(f, p);
}

void test_after_overwritten() {
    FILE * f;
    fpos_t * p;
    int x = fgetpos(f, p);

    int y = fgetpos(f, p);

    switch(errno) {
    case 1:
        /* ... */
        break;
    }
}
```

The following code example passes the check and will not give a warning about this issue:

```

#include<errno.h>
#include<stdio.h>

void test() {
    FILE * f;
    fpos_t * p;
    int x = fgetpos(f, p);

    switch(errno) {
    case 1:
        /* ... */
        break;
    }
}

void test_again() {
    FILE * f;
    fpos_t * p;
    int x = fgetpos(f, p);

    switch(errno) {
    case 1:
        /* ... */
        break;
    }

    x = fgetpos(f, p);

    switch(errno) {
    case 1:
        /* ... */
        break;
    }
}

```

MISRAC2012-Dir-4.8

Synopsis	The implementation of a structure is unnecessarily exposed to a translation unit.
Enabled by default	No
Severity/Certainty	Medium/Medium



Full description (Advisory) If a pointer to a structure or union is never dereferenced within a translation unit, then the implementation of the object should be hidden.

Coding standards MISRA C:2012 Dir-4.8
 (Advisory) If a pointer to a structure or union is never dereferenced within a translation unit, then the implementation of the object should be hidden

Code examples The following code example fails the check and will give a warning:

```
#include "transparent_struct.h"
/*
transparent_struct.h:
struct t_struct {
    int field;
};
*/

#include "transparent_struct_getset.h"
/*
transparent_struct_getset.h:
struct t_struct * get();
void set(struct t_struct *);
*/

void example() {
    struct t_struct * value = get();
    // struct t_struct * is not dereferenced
    set(value);
}
```

The following code example passes the check and will not give a warning about this issue:


```


#include "opaque_struct.h"
/*
opaque_struct.h:
typedef struct o_struct * structure;
*/

#include "opaque_struct_getset.h"
/*
opaque_struct_getset.h:
structure get();
void set_field(structure, int);
void set(structure);
*/

void example() {
    structure value = get();
    // structure is not dereferenced explicitly
    set_field(value, 10);
    set(value);
}

```

MISRAC2012-Dir-4.9

Synopsis	Function-like macros were detected.
Enabled by default	No
Severity/Certainty	Low/Low 
Full description	(Advisory) A function should be used in preference to a function-like macro where they are interchangeable This check is identical to MISRAC2004-19.7, MISRAC++2008-16-0-4.
Coding standards	MISRA C:2004 19.7 (Advisory) A function should be used in preference to a function-like macro. MISRA C:2012 Dir-4.9 (Advisory) A function should be used in preference to a function-like macro where they are interchangeable MISRA C++ 2008 16-0-4

(Required) Function-like macros shall not be defined.

Code examples

The following code example fails the check and will give a warning:

```
#defineABS(x) ((x) < 0 ? -(x) : (x))

void example(void) {
    int a;
    ABS (a);
}
```

The following code example passes the check and will not give a warning about this issue:

```
template <typename T>
inline T ABS(T x) { return x < 0 ? -x : x; }
```

MISRAC2012-Dir-4.10

Synopsis

Header files were found without #include guards.

Enabled by default

Yes

Severity/Certainty

Low/Low



Full description

(Required) Precautions shall be taken in order to prevent the contents of a header file being included more than once This check is identical to MISRAC2004-19.15, MISRAC++2008-16-2-3.

Coding standards

MISRA C:2004 19.15

(Required) Precautions shall be taken in order to prevent the contents of a header file being included twice.

MISRA C:2012 Dir-4.10

(Required) Precautions shall be taken in order to prevent the contents of a header file being included more than once

MISRA C++ 2008 16-2-3

(Required) Include guards shall be provided.

Code examples


The following code example fails the check and will give a warning:

```
#include "unguarded_header.h"
void example(void) {}
```

The following code example passes the check and will not give a warning about this issue:

```
#include <stdlib.h>
#include "header.h"/* contains #ifndef HDR #define HDR ... #endif
*/
void example(void) {}
```

MISRAC2012-Dir-4.11_a

Synopsis	A parameter value (≤ 0) might cause a domain or range error.
Enabled by default	Yes
Severity/Certainty	Medium/Medium 
Full description	(Required) The validity of values passed to library functions shall be checked (>0 case). This check is identical to MISRAC2004-20.3_a.
Coding standards	MISRA C:2004 20.3 (Required) The validity of values passed to library functions shall be checked. MISRA C:2012 Dir-4.11 (Required) The validity of values passed to library functions shall be checked
Code examples	The following code example fails the check and will give a warning:

```
#include <math.h>

void gtz(double d1, double d2) {
    double e;
    e = tgamma(-1.0); /* const not in range */
    e = tgamma(d1); /* var not checked */
    if(d1 > 0) {
    } else {
        e = tgamma(d1); /* checked but in wrong branch */
    }
    if(d1 > 0) {
        d1 = d2;
        e = tgamma(d1); /* checked but updated */
    }
}
```

The following code example passes the check and will not give a warning about this issue:


```
#include <math.h>

void example(double d) {
    double e;
    if(d > 0) {
        e = tgamma(d); /* checked before use */
    }
    if(0 < d) {
        e = tgamma(d); /* checked before use */
    }
    if(d <= 0) {
    } else {
        e = tgamma(d); /* checked before use */
    }
    if(0 >= d) {
    } else {
        e = tgamma(d); /* checked before use */
    }
    e = tgamma(1.0); /* constant > 0 */
}
```

MISRAC2012-Dir-4.11_b

Synopsis A parameter value (<0) might cause a domain or range error.


Enabled by default Yes

Severity/Certainty	Medium/Medium 
Full description	(Required) The validity of values passed to library functions shall be checked (≥ 0 case). This check is identical to MISRAC2004-20.3_b.
Coding standards	MISRA C:2004 20.3 (Required) The validity of values passed to library functions shall be checked. MISRA C:2012 Dir-4.11 (Required) The validity of values passed to library functions shall be checked
Code examples	The following code example fails the check and will give a warning: <pre>#include <math.h> void gez(double d1, double d2) { double e; e = sqrt(-2); /* const not in range */ e = sqrt(d1); /* var not checked */ if(d1 >= 0) { } else { e = sqrt(d1); /* checked but in wrong branch */ } if(d1 >= 0) { d1 = d2; e = sqrt(d1); /* checked but updated */ } }</pre> The following code example passes the check and will not give a warning about this issue:

```
#include<math.h>

void gez(double d) {
    double e;
    if(d >= 0) {
        e = sqrt(d); /* checked before use */
    }
    if(0 <= d) {
        e = sqrt(d); /* checked before use */
    }
    if(d < 0) {
    } else {
        e = sqrt(d); /* checked before use */
    }
    if(0 > d) {
    } else {
        e = sqrt(d); /* checked before use */
    }
    e = sqrt(1.0); /* constant > 0 */
}
```

MISRAC2012-Dir-4.11_c

Synopsis	A parameter value (==0) might cause a domain or range error.
Enabled by default	Yes
Severity/Certainty	Medium/Medium 
Full description	(Required) The validity of values passed to library functions shall be checked (!=0 case). This check is identical to MISRAC2004-20.3_c.
Coding standards	MISRA C:2004 20.3 (Required) The validity of values passed to library functions shall be checked. MISRA C:2012 Dir-4.11 (Required) The validity of values passed to library functions shall be checked
Code examples	The following code example fails the check and will give a warning:

```
#include <math.h>

void nez(double d1, double d2) {
    double e;
    e = fmod(1, 0.0);      /* const not in range */
    e = fmod(1, d1);      /* var not checked */
    if(d1 != 0) {
    } else {
        e = fmod(1, d1); /* checked but in wrong branch */
    }
    if(d1 != 0) {
        d1 = d2;
        e = fmod(1, d1); /* checked but updated */
    }
}
```

The following code example passes the check and will not give a warning about this issue:


```
#include <math.h>

void example(double d) {
    double e;
    if(d != 0) {
        e = logb(d); /* checked before use */
    }
    if(0 != d) {
        e = logb(d); /* checked before use */
    }
    if(d == 0) {
    } else {
        e = logb(d); /* checked before use */
    }
    if(0 == d) {
    } else {
        e = logb(d); /* checked before use */
    }
    e = logb(1.0); /* constant != 0 */
}
```

MISRAC2012-Dir-4.11_d

Synopsis A parameter value (>1) might cause domain or range error.

Enabled by default Yes

Severity/Certainty	<p>Medium/Medium</p> 
Full description	<p>(Required) The validity of values passed to library functions shall be checked (≤ 1 case). This check is identical to MISRAC2004-20.3_d.</p>
Coding standards	<p>MISRA C:2004 20.3</p> <p>(Required) The validity of values passed to library functions shall be checked.</p> <p>MISRA C:2012 Dir-4.11</p> <p>(Required) The validity of values passed to library functions shall be checked</p>
Code examples	<p>The following code example fails the check and will give a warning:</p> <pre>#include <math.h> void le1(double d1, double d2) { double e; e = acos(2); /* const not in range */ e = acos(d1); /* var not checked */ if(d1 <= 1) { } else { e = acos(d1); /* checked but in wrong branch */ } if(d1 <= 1) { d1 = d2; e = acos(d1); /* checked but updated */ } }</pre> <p>The following code example passes the check and will not give a warning about this issue:</p>



```

#include<math.h>

void example(double d) {
    double e;
    if(d <= 1) {
        e = acos(d); /* checked before use */
    }
    if(1 >= d) {
        e = acos(d); /* checked before use */
    }
    if(d > 1) {
    } else {
        e = acos(d); /* checked before use */
    }
    if(1 < d) {
    } else {
        e = acos(d); /* checked before use */
    }
    e = acos(0.5); /* constant <= 1 */
}

```

MISRAC2012-Dir-4.11_e

Synopsis	A parameter value (≥ 1) might cause domain or range error.
Enabled by default	Yes
Severity/Certainty	Medium/Medium 
Full description	(Required) The validity of values passed to library functions shall be checked (<1 case). This check is identical to MISRAC2004-20.3_e.
Coding standards	MISRA C:2004 20.3 (Required) The validity of values passed to library functions shall be checked. MISRA C:2012 Dir-4.11 (Required) The validity of values passed to library functions shall be checked
Code examples	The following code example fails the check and will give a warning:

```
#include <math.h>

void lt1(double d1, double d2) {
    double e;
    e = atanh(2.0);      /* const not in range */
    e = atanh(d1);      /* var not checked */
    if(d1 < 1) {
    } else {
        e = atanh(d1);  /* checked but in wrong branch */
    }
    if(d1 < 1) {
        d1 = d2;
        e = atanh(d1);  /* checked but updated */
    }
}
```

The following code example passes the check and will not give a warning about this issue:


```
#include<math.h>

void example(double d) {
    double e;
    if(d < 1) {
        e = atanh(d); /* checked before use */
    }
    if(0 > d) {
        e = atanh(d); /* checked before use */
    }
    if(d >= 1) {
    } else {
        e = atanh(d); /* checked before use */
    }
    if(1 <= d) {
    } else {
        e = atanh(d); /* checked before use */
    }
    e = atanh(0.5); /* constant < 1 */
}
```

MISRAC2012-Dir-4.11_f

Synopsis A parameter value (<-1) might cause a domain or range error.


Enabled by default Yes

Severity/Certainty	Medium/Medium 
Full description	(Required) The validity of values passed to library functions shall be checked (≥ -1 case). This check is identical to MISRAC2004-20.3_f.
Coding standards	MISRA C:2004 20.3 (Required) The validity of values passed to library functions shall be checked. MISRA C:2012 Dir-4.11 (Required) The validity of values passed to library functions shall be checked
Code examples	The following code example fails the check and will give a warning: <pre>#include <math.h> void gen1(double d1, double d2) { double e; e = acos(-2.0); /* const not in range */ e = acos(d1); /* var not checked */ if(d1 >= -1) { } else { e = acos(d1); /* checked but in wrong branch */ } if(d1 >= -1) { d1 = d2; e = acos(d1); /* checked but updated */ } }</pre> <p>The following code example passes the check and will not give a warning about this issue:</p>

```
#include <math.h>

void example(double d) {
    double e;
    if(d >= -1) {
        e = acos(d); /* checked before use */
    }
    if(-1 <= d) {
        e = acos(d); /* checked before use */
    }
    if(d < -1) {
    } else {
        e = acos(d); /* checked before use */
    }
    if(-1 > d) {
    } else {
        e = acos(d); /* checked before use */
    }
    e = acos(-0.5); /* constant >= -1 */
}
```

MISRAC2012-Dir-4.11_g

Synopsis	A parameter value (≤ -1) might cause a domain or range error.
Enabled by default	Yes
Severity/Certainty	Medium/Medium 
Full description	(Required) The validity of values passed to library functions shall be checked (> -1 case). This check is identical to MISRAC2004-20.3_g.
Coding standards	MISRA C:2004 20.3 (Required) The validity of values passed to library functions shall be checked. MISRA C:2012 Dir-4.11 (Required) The validity of values passed to library functions shall be checked
Code examples	The following code example fails the check and will give a warning:

```

#include <math.h>

void gtn1(double d1, double d2) {
    double e;
    e = atanh(-1.5);      /* const not in range */
    e = atanh(d1);      /* var not checked */
    if(d1 > -1) {
    } else {
        e = atanh(d1);  /* checked but in wrong branch */
    }
    if(d1 > -1) {
        d1 = d2;
        e = atanh(d1);  /* checked but updated */
    }
}

```

The following code example passes the check and will not give a warning about this issue:

```

#include <math.h>


void example(double d) {
    double e;
    if(d > -1) {
        e = atanh(d); /* checked before use */
    }
    if(-1 < d) {
        e = atanh(d); /* checked before use */
    }
    if(d <= -1) {
    } else {
        e = atanh(d); /* checked before use */
    }
    if(-1 >= d) {
    } else {
        e = atanh(d); /* checked before use */
    }
    e = atanh(-0.5); /* constant > -1 */
}

```

MISRAC2012-Dir-4.11_h

Synopsis A parameter value (>255) might cause a domain or range error.

Enabled by default Yes

Severity/Certainty	<p>Medium/Medium</p> 
Full description	<p>(Required) The validity of values passed to library functions shall be checked (<=255 case). This check is identical to MISRAC2004-20.3_h.</p>
Coding standards	<p>MISRA C:2004 20.3</p> <p>(Required) The validity of values passed to library functions shall be checked.</p> <p>MISRA C:2012 Dir-4.11</p> <p>(Required) The validity of values passed to library functions shall be checked</p>
Code examples	<p>The following code example fails the check and will give a warning:</p> <pre>extern int isalpha(int c); void leff(int d1, int d2) { int e; e = isalpha(2512); /* const not in range */ e = isalpha(d1); /* var not checked */ if(d1 <= 0xFF) { } else { e = isalpha(d1); /* checked but in wrong branch */ } if(d1 <= 255) { d1 = d2; e = isalpha(d1); /* checked but updated */ } }</pre> <p>The following code example passes the check and will not give a warning about this issue:</p>


```

extern int isalpha(int c);

void example(int d) {
    int e;
    if(d <= 255) {
        e = isalpha(d); /* checked before use */
    }
    if(0xFF >= d) {
        e = isalpha(d); /* checked before use */
    }
    if(d > 0xFF) {
    } else {
        e = isalpha(d); /* checked before use */
    }
    if(255 < d) {
    } else {
        e = isalpha(d); /* checked before use */
    }
    e = isalpha('c'); /* constant <= 0xFF */
}

```

MISRAC2012-Dir-4.11_i

Synopsis	A parameter value (min) might cause a domain or range error.
Enabled by default	Yes
Severity/Certainty	Medium/Medium 
Full description	(Required) The validity of values passed to library functions shall be checked (min value case). This check is identical to MISRAC2004-20.3_i.
Coding standards	MISRA C:2004 20.3 (Required) The validity of values passed to library functions shall be checked. MISRA C:2012 Dir-4.11 (Required) The validity of values passed to library functions shall be checked
Code examples	The following code example fails the check and will give a warning:

```
#include <math.h>
#include <limits.h>

void minint(int d1, int d2) {
    int e;
    e = abs(INT_MIN); /* const not in range */
    e = abs(d1); /* var not checked */
    if(d1 > INT_MIN) {
    } else {
        e = abs(d1); /* checked but in wrong branch */
    }
    if(d1 > INT_MIN) {
        d1 = d2;
        e = abs(d1); /* checked but updated */
    }
}
```

The following code example passes the check and will not give a warning about this issue:

```
#include <math.h>
#include <limits.h>

void example(int d) {
    int e;
    if(d > INT_MIN) {
        e = abs(d); /* checked before use */
    }
    if(INT_MIN < d) {
        e = abs(d); /* checked before use */
    }
    if(d <= INT_MIN) {
    } else {
        e = abs(d); /* checked before use */
    }
    if(INT_MIN >= d) {
    } else {
        e = abs(d); /* checked before use */
    }
    e = abs(INT_MIN+1); /* constant not INT_MIN */
}
```

MISRAC2012-Dir-4.12

Synopsis	Dynamic memory allocation found.
Enabled by default	Yes

Severity/Certainty

Low/High



Full description

(Required) Dynamic memory allocation shall not be used.

Coding standards

MISRA C:2012 Dir-4.12

(Required) Dynamic memory allocation shall not be used

Code examples

The following code example fails the check and will give a warning:

```
#include<stdlib.h>
void example(void) {
    int * x = malloc(sizeof(int));
}
void example(void) {
    int * x = new int[10];
}
```

The following code example passes the check and will not give a warning about this issue:

```
void example(void) {
    int x[10];
    int * y = x;
}
```

MISRAC2012-Dir-4.13_a

Synopsis

A mutex is locked, but not unlocked

Enabled by default

No

Severity/Certainty

High/Medium



Full description

(Advisory) Functions which are designed to provide operations on a resource should be called in an appropriate sequence. A mutex is locked and then never released. This might cause a deadlock.

Coding standards MISRA C:2012 Dir-4.13
 (Advisory) Functions which are designed to provide operations on a resource should be called in an appropriate sequence

Code examples The following code example fails the check and will give a warning:

```
#include <DLib_Threads.h>

void example(void) {
    __iar_Rmtx *lock;
    __iar_system_Mtxinit(lock);

    __iar_system_Mtxlock(lock);
    /* Do something */
}
```

The following code example passes the check and will not give a warning about this issue:

```
#include <DLib_Threads.h>

void example(void) {
    __iar_Rmtx *lock;
    __iar_system_Mtxinit(lock);

    __iar_system_Mtxlock(lock);
    /* Do something */
    __iar_system_Mtxunlock(lock);
}
```

MISRAC2012-Dir-4.13_b

Synopsis Incorrect deallocation causes memory leak.

Enabled by default No

Severity/Certainty Medium/Medium



Full description (Advisory) Functions which are designed to provide operations on a resource should be called in an appropriate sequence. Memory is allocated, but then the pointer value is lost due to reassignment or its scope ending, without a guarantee of the value being

propagated or the memory being freed. There must be no possible execution path during which the value is not freed, returned, or passed into another function as an argument, before it is lost. This is a memory leak. This check is identical to MEM-leak-alias.

Coding standards

MISRA C:2012 Dir-4.13

(Advisory) Functions which are designed to provide operations on a resource should be called in an appropriate sequence

Code examples

The following code example fails the check and will give a warning:

```
#include <stdlib.h>

int main(void) {
    int *ptr = (int *)malloc(sizeof(int));

    ptr = NULL; //losing reference to the allocated memory

    free(ptr);

    return 0;
}
```

The following code example passes the check and will not give a warning about this issue:

```
#include <stdlib.h>

int main(void) {
    int *ptr = (int*)malloc(sizeof(int));
    if (rand() < 5) {
        free(ptr);
    } else {
        free(ptr);
    }
    return 0;
}
```


MISRAC2012-Dir-4.13_c

Synopsis

A file pointer is never closed.

Enabled by default

No


Severity/Certainty	<p>High/Medium</p> 
Full description	<p>(Advisory) Functions which are designed to provide operations on a resource should be called in an appropriate sequence. One or more file pointers are never closed. To avoid failure caused by resource exhaustion, all file pointers obtained dynamically by means of Standard Library functions must be explicitly released. Releasing them as soon as possible reduces the risk that exhaustion will occur. This check is identical to MISRAC2012-Rule-22.1_b, RESOURCE-file-no-close-all, SEC-FILEOP-open-no-close, CERT-FIO42-C_a.</p>
Coding standards	<p>CERT FIO42-C</p> <p style="padding-left: 40px;">Ensure files are properly closed when they are no longer needed</p> <p>MISRA C:2012 Dir-4.13</p> <p style="padding-left: 40px;">(Advisory) Functions which are designed to provide operations on a resource should be called in an appropriate sequence</p>
Code examples	<p>The following code example fails the check and will give a warning:</p> <pre>#include <stdio.h> void example(void) { FILE *fp = fopen("test.txt", "c"); }</pre> <p>The following code example passes the check and will not give a warning about this issue:</p> <pre>#include <stdio.h> void example(void) { FILE *fp = fopen("test.txt", "c"); fclose(fp); }</pre>

MISRAC2012-Dir-4.13_d

Synopsis	A pointer is used after it has been freed.
Enabled by default	No

Severity/Certainty	<p>High/High</p> 
Full description	<p>(Advisory) Functions which are designed to provide operations on a resource should be called in an appropriate sequence. Memory is being accessed after it has been deallocated. The application might appear to run normally, but the operation is illegal. The most likely result is a crash, but the application might keep running with erroneous or corrupt data. This check is identical to MISRAC2012-Rule-1.3_o, SEC-BUFFER-use-after-free-all, CERT-MEM30-C_a, MEM-use-free-all.</p>
Coding standards	<p>CERT MEM30-C</p> <p style="padding-left: 40px;">Do not access freed memory</p> <p>MISRA C:2012 Dir-4.13</p> <p style="padding-left: 40px;">(Advisory) Functions which are designed to provide operations on a resource should be called in an appropriate sequence</p>
Code examples	<p>The following code example fails the check and will give a warning:</p> <pre>#include <stdlib.h> void example(void) { int *x; x = (int *)malloc(sizeof(int)); free(x); *x++; //x is dereferenced after it is freed }</pre> <p>The following code example passes the check and will not give a warning about this issue:</p> <pre>#include <stdlib.h> void example(void) { int *x; x = (int *)malloc(sizeof(int)); free(x); x = (int *)malloc(sizeof(int)); *x++; //OK - x is reallocated }</pre>


MISRAC2012-Dir-4.13_e

Synopsis	A pointer is used after it has been freed.
Enabled by default	No
Severity/Certainty	High/Low 
Full description	(Advisory) Functions which are designed to provide operations on a resource should be called in an appropriate sequence. A pointer is used after it has been freed. This might cause data corruption or an application crash. This check is identical to MISRAC2012-Rule-1.3_p, SEC-BUFFER-use-after-free-some, MEM-use-free-some, CERT-MEM30-C_b.
Coding standards	CERT MEM30-C <p style="text-align: center;">Do not access freed memory</p> MISRA C:2012 Dir-4.13 <p style="text-align: center;">(Advisory) Functions which are designed to provide operations on a resource should be called in an appropriate sequence</p>
Code examples	The following code example fails the check and will give a warning: <pre>#include <stdlib.h> void example(void) { int *x; x = (int *)malloc(sizeof(int)); free(x); if (rand()) { x = (int *)malloc(sizeof(int)); } else { /* x not reallocated along this path */ } (*x)++; } </pre> <p>The following code example passes the check and will not give a warning about this issue:</p>

```
#include <stdlib.h>

void example(void) {
    int *x;
    x = (int *)malloc(sizeof(int));
    free(x);
    x = (int *)malloc(sizeof(int));
    *x++;
}
```


MISRAC2012-Dir-4.13_f

Synopsis	A file resource is used after it has been closed.
Enabled by default	No
Severity/Certainty	High/Medium 
Full description	(Advisory) Functions which are designed to provide operations on a resource should be called in an appropriate sequence. A file resource is referred to after it has been closed. When a file has been closed, any reference to it is invalid. Using this reference might cause an application crash.
Coding standards	MISRA C:2012 Dir-4.13 (Advisory) Functions which are designed to provide operations on a resource should be called in an appropriate sequence
Code examples	The following code example fails the check and will give a warning: <pre>#include <stdio.h> void example(void) { FILE *f1; f1 = fopen("test_file", "w"); fclose(f1); fprintf(f1, "Hello, World!\n"); }</pre> <p>The following code example passes the check and will not give a warning about this issue:</p>

```
#include <stdio.h>

void example(void) {
    FILE *f1;
    f1 = fopen("test_file", "w");
    fprintf(f1, "Hello, World!\n");
    fclose(f1);
}
```


MISRAC2012-Dir-4.13_g

Synopsis	A pointer is freed without having been allocated.
Enabled by default	No
Severity/Certainty	Medium/Medium 
Full description	(Advisory) Functions which are designed to provide operations on a resource should be called in an appropriate sequence. A pointer is freed without having been allocated.
Coding standards	MISRA C:2012 Dir-4.13 (Advisory) Functions which are designed to provide operations on a resource should be called in an appropriate sequence
Code examples	The following code example fails the check and will give a warning: <pre>#include <stdlib.h> void example(void) { int *p; // Do stuff free(p); }</pre> <p>The following code example passes the check and will not give a warning about this issue:</p>


```
#include <stdlib.h>

void example(void) {
    int *p = malloc(sizeof(int));
    // Do something
    free(p);
}
```

MISRAC2012-Dir-4.13_h


Synopsis	A struct field is deallocated without first having been allocated.
Enabled by default	No
Severity/Certainty	Medium/Medium 
Full description	(Advisory) Functions which are designed to provide operations on a resource should be called in an appropriate sequence. A struct field is deallocated without first having been allocated. This might cause a runtime error.
Coding standards	MISRA C:2012 Dir-4.13 (Advisory) Functions which are designed to provide operations on a resource should be called in an appropriate sequence
Code examples	The following code example fails the check and will give a warning: <pre>#include <stdlib.h> struct test { int *a; }; void example(void) { struct test t; free(t.a); }</pre> <p>The following code example passes the check and will not give a warning about this issue:</p>

```
#include <stdlib.h>

struct test {
    int *a;
};


void example(void) {
    struct test t;
    t.a = malloc(sizeof(int));
    free(t.a);
}
```

MISRAC2012-Dir-4.14_a

Synopsis	User input used as an argument to printf without validation.
Enabled by default	Yes
Severity/Certainty	Medium/Medium 
Full description	(Required) The validity of values received from external sources shall be checked.
Coding standards	MISRA C:2012 Dir-4.14 (Required) The validity of values received from external sources shall be checked
Code examples	The following code example fails the check and will give a warning: <pre>#include <stdio.h> void example (void) { char input [256]; scanf ("%s", input); printf ("%s", input); }</pre> <p>The following code example passes the check and will not give a warning about this issue:</p>

```
#include <stdio.h>
void example (void) {
    char input[256];
    scanf ("%s", input);
    if (input[256] == '\0') {
        printf ("%s", input);
    }
}
```


MISRAC2012-Dir-4.14_b

Synopsis	A user is able to control the amount of memory used in an allocation.
Enabled by default	Yes
Severity/Certainty	Medium/Medium 
Full description	(Required) The validity of values received from external sources shall be checked.
Coding standards	MISRA C:2012 Dir-4.14 (Required) The validity of values received from external sources shall be checked
Code examples	The following code example fails the check and will give a warning: <pre>#include <stdio.h> #include <string.h> int main(char* argc, char** argv) { int num; char buffer[50]; char *other_string = "Hello World!"; gets(buffer); sscanf(buffer, "%d", &num); if (num > 100) return -1; char *string = (char *)malloc(num); strcpy(string, other_string); }</pre> <p>The following code example passes the check and will not give a warning about this issue:</p>

```
#include <stdio.h>
#include <string.h>

int main(char* argc, char** argv) {
    int num;
    char buffer[50];
    char *other_string = "Hello World!";
    gets(buffer);
    sscanf(buffer, "%d", &num);
    if (num < strlen(other_string) || num > 100) return -1;
    char *string = (char *)malloc(num);
    strcpy(string, other_string);
}
```

MISRAC2012-Dir-4.14_c

Synopsis	User input is copied into a buffer.
Enabled by default	Yes
Severity/Certainty	Medium/Medium 
Full description	(Required) The validity of values received from external sources shall be checked.
Coding standards	MISRA C:2012 Dir-4.14 (Required) The validity of values received from external sources shall be checked
Code examples	The following code example fails the check and will give a warning:

```

#include <string.h>
#include <stdio.h>
#include <stdlib.h>

int main(int argc, char **argv) {
    char passwd[10];
    char *input = getenv("PASSWORD");
    int accept;

    strcpy(passwd, input);

    if (accept)
        printf("Login Successful\n");
    else
        printf("Unsuccessful Login\n");
}

```

The following code example passes the check and will not give a warning about this issue:

```

#include <string.h>
#include <stdio.h>

int main(int argc, char **argv) {
    char passwd[10];
    int accept;


    if (strlen(argv[1]) < 10)
        strcpy(passwd, argv[1]);

    if (accept)
        printf("Login Successful\n");
    else
        printf("Unsuccessful Login\n");
}

```

MISRAC2012-Dir-4.14_d

Synopsis	A tainted value is used as the size of the memory copied from one buffer to another.
Enabled by default	Yes

Severity/Certainty	<p>Medium/Medium</p> 
Full description	(Required) The validity of values received from external sources shall be checked.
Coding standards	<p>MISRA C:2012 Dir-4.14</p> <p>(Required) The validity of values received from external sources shall be checked</p>
Code examples	<p>The following code example fails the check and will give a warning:</p> <pre>#include <stdio.h> int main(int argc, char **argv) { char dest[50], src[50]; int size = getchar(); int size2 = 10; int size3 = 20; int size4 = 30; int i; for (i = 0; i < 4; i++) { memcpy(dest, src, size4); size4 = size3; size3 = size2; size2 = size; } }</pre> <p>The following code example passes the check and will not give a warning about this issue:</p>


```

#include <stdio.h>

int main(int argc, char **argv) {
    char dest[50], src[50];
    int size = getchar();
    int size2 = 10;
    int size3 = 20;
    int size4 = 30;
    int i;
    for (i = 0; i < 4; i++) {
        if (size4 >= 0 && size4 <= 50)
            memcpy(dest, src, size4);
        size4 = size3;
        size3 = size2;
        size2 = size;
    }
}

```

MISRAC2012-Dir-4.14_e

Synopsis	An array is accessed with an index derived from user input.
Enabled by default	Yes
Severity/Certainty	Medium/Medium 
Full description	(Required) The validity of values received from external sources shall be checked.
Coding standards	MISRA C:2012 Dir-4.14 (Required) The validity of values received from external sources shall be checked
Code examples	The following code example fails the check and will give a warning:

```
#include <stdio.h>
#include <string.h>


int *main(int argc, char *argv[]) {
    int *options[10];
    char buffer[1024];
    int index, success, socket;
    success = recv(socket, buffer, sizeof(buffer) - 1, 0);
    if (!success) return 0;
    sscanf(buffer, "%d", &index);
    return options[index]; /* Index could be any integer */
}
```

The following code example passes the check and will not give a warning about this issue:

```
#include <stdio.h>
#include <string.h>

int *main(int argc, char *argv[]) {
    int *options[10];
    char buffer[1024];
    int index, success, socket;
    success = recv(socket, buffer, sizeof(buffer) - 1, 0);
    if (!success) return 0;
    sscanf(buffer, "%d", &index);
    if (index >= 0 && index < 10)
        return options[index]; /* Index is between 0 and 9 */
}
```

MISRAC2012-Dir-4.14_f

Synopsis	A user-controlled variable is used as an offset to a pointer without proper bounds checking.
Enabled by default	Yes
Severity/Certainty	Medium/Medium
	
Full description	(Required) The validity of values received from external sources shall be checked.
Coding standards	MISRA C:2012 Dir-4.14

(Required) The validity of values received from external sources shall be checked

Code examples

The following code example fails the check and will give a warning:

```
#include <stdio.h>
#include <stdlib.h>


void example(int *p) {
    int a = atoi(getenv("TEST"));
    p + a;
}
```

The following code example passes the check and will not give a warning about this issue:

```
#include <stdio.h>
#include <stdlib.h>

void example(int *p) {
    int a = atoi(getenv("TEST"));
    if (a > 0 && a < 10)
        p + a;
}
```

MISRAC2012-Dir-4.14_g


Synopsis	User input is used as a divisor without validation.
Enabled by default	Yes
Severity/Certainty	Medium/Medium
	
Full description	(Required) The validity of values received from external sources shall be checked.
Coding standards	MISRA C:2012 Dir-4.14
	(Required) The validity of values received from external sources shall be checked
Code examples	The following code example fails the check and will give a warning:

```
int main(int argc, char **argv) {
    return 10 / argc;
}
```

The following code example passes the check and will not give a warning about this issue:

```
int main(int argc, char **argv) {
    if (argc > 0 && argc < 10)
        return 10 / argc;
    else
        return 1;
}
```

MISRAC2012-Dir-4.14_h


Synopsis	A user-controlled value is used as part of a loop condition.
Enabled by default	Yes
Severity/Certainty	Medium/Medium 
Full description	(Required) The validity of values received from external sources shall be checked.
Coding standards	MISRA C:2012 Dir-4.14 (Required) The validity of values received from external sources shall be checked
Code examples	The following code example fails the check and will give a warning: <pre>void example(void) { int a; int i = 0; scanf("%d", &a); while (i < a) { i++; } }</pre> <p>The following code example passes the check and will not give a warning about this issue:</p>

```

void example(void) {
    int a;
    int i = 0;
    scanf("%d", &a);
    if (a > 0 && a < 10) {
        while (i < a) {
            i++;
        }
    }
}

```


MISRAC2012-Dir-4.14_i

Synopsis	User input is used as a value in the environment.
Enabled by default	Yes
Severity/Certainty	Medium/Medium 
Full description	(Required) The validity of values received from external sources shall be checked.
Coding standards	MISRA C:2012 Dir-4.14 (Required) The validity of values received from external sources shall be checked
Code examples	The following code example fails the check and will give a warning: <pre> #include <stdlib.h> void example(void) { char *a = getenv("FOO"); putenv(a); } </pre> The following code example passes the check and will not give a warning about this issue:

```
#include <stdlib.h>

void example(void) {
    char *a = getenv("FOO");
    a = "BAR";
    putenv(a);
}
```

MISRAC2012-Dir-4.14_j

Synopsis	User input is improperly used in an LDAP query.
Enabled by default	Yes
Severity/Certainty	Medium/Medium 
Full description	(Required) The validity of values received from external sources shall be checked.
Coding standards	MISRA C:2012 Dir-4.14 (Required) The validity of values received from external sources shall be checked
Code examples	The following code example fails the check and will give a warning: <pre>#include <string.h> #include <stdio.h> #include <stdlib.h> void example(void * ld, void *base, void *scope, char **attrs, int attrsonly) { char *name; char *query; name = gets(name); strcpy(query, "cn=\""); strcat(query, name); strcat(query, "\""); ldap_search(ld, base, scope, query, attrs, attrsonly); }</pre> <p>The following code example passes the check and will not give a warning about this issue:</p>


```

#include <string.h>
#include <stdio.h>
#include <stdlib.h>

void example(void * ld, void *base, void *scope, char **attrs,
int attrsonly) {
    char *name;
    char *query = getenv("MY_QUERY");
    query = attrs[0];
    ldap_search(ld, base, scope, query, attrs, attrsonly);
}

```

MISRAC2012-Dir-4.14_I


Synopsis	User input is improperly used in an SQL statement.
Enabled by default	Yes
Severity/Certainty	Medium/Medium 
Full description	(Required) The validity of values received from external sources shall be checked.
Coding standards	MISRA C:2012 Dir-4.14 (Required) The validity of values received from external sources shall be checked
Code examples	The following code example fails the check and will give a warning: <pre> #include <string.h> void example(void * conn) { char *name; char *sql; name = gets(name); strcpy(sql, "SELECT age FROM people WHERE name = \""); strcat(sql, name); strcat(sql, "\""); sqlite3_exec(conn, sql); } </pre>

The following code example passes the check and will not give a warning about this issue:

```
#include <string.h>

void example(void * conn, void * stmt) {
    char *name;
    name = gets(name);
    sqlite3_bind_text(stmt, "A", name);
    sqlite3_exec(conn, "SELECT age FROM people WHERE name = $A");
}
```

MISRAC2012-Dir-4.14_m


Synopsis	User input is improperly used as an XPath expression.
Enabled by default	Yes
Severity/Certainty	Medium/Medium 
Full description	(Required) The validity of values received from external sources shall be checked.
Coding standards	MISRA C:2012 Dir-4.14 (Required) The validity of values received from external sources shall be checked
Code examples	The following code example fails the check and will give a warning: <pre>#include <string.h> void example(void * xml) { char *name; char *xpath; name = gets(name); strcpy(xpath, "children::*[@name = ''); strcat(xpath, name); strcat(xpath, ''); xmlXPathEval(xpath); }</pre>

The following code example passes the check and will not give a warning about this issue:

```
#include <string.h>

void example(void * xml, char *name) {
    char *xpath;
    strcpy(xpath, "children::*[@name = '");
    strcat(xpath, name);
    strcat(xpath, "');");
    xmlXPathEval(xml, xpath);
}
```

MISRAC2012-Dir-4.15

Synopsis	Unhandled infinite or NaN in floating-point expressions found.
Enabled by default	Yes
Severity/Certainty	Low/High 
Full description	(Required) Evaluation of floating-point expressions shall not lead to the undetected generation of infinities and NaNs.
Coding standards	MISRA C:2012 Dir-4.15 (Required) Evaluation of floating-point expressions shall not lead to the undetected generation of infinities and NaNs.
Code examples	The following code example fails the check and will give a warning:

```
#include <math.h>

extern double get_result(); /* Return value may be infinite or
valid data */
extern void use_result( double c ); /* Not protected against NANs
or or infinities */

void f( void )
{
    double a = get_result();
    use_result( a ); /* Non-compliant - c not tested */
}
```


The following code example passes the check and will not give a warning about this issue:

```
#include <math.h>

extern double get_result(); /* Return value may be infinite or
valid data */
extern void use_result( double c ); /* Not protected against NANs
or or infinities */

void f( void )
{
    double a = get_result();
    if (isfinite(a) && !isnan(a))
    {
        use_result( a ); /* Compliant - tested */
    }
}
```

MISRAC2012-Rule-1.3_a

Synopsis	An expression resulting in 0 is used as a divisor.
Enabled by default	Yes
Severity/Certainty	High/High 
Full description	(Required) There shall be no occurrence of undefined or critical unspecified behavior. This check is identical to ATH-div-0, MISRAC2004-1.2_c.

Coding standards	CERT INT33-C Ensure that division and modulo operations do not result in divide-by-zero errors CWE 369 Divide By Zero MISRA C:2004 1.2 (Required) No reliance shall be placed on undefined or unspecified behavior. MISRA C:2012 Rule-1.3 (Required) There shall be no occurrence of undefined or critical unspecified behaviour
------------------	---

Code examples	The following code example fails the check and will give a warning: <pre>int foo(void) { int a = 3; a--; return 5 / (a-2); // a-2 is 0 }</pre> The following code example passes the check and will not give a warning about this issue: <pre>int foo(void) { int a = 3; a--; return 5 / (a+2); // OK - a+2 is 4 }</pre>
---------------	---

MISRAC2012-Rule-1.3_b

Synopsis	A variable was found that is assigned the value 0, and then used as a divisor.
Enabled by default	Yes
Severity/Certainty	High/High



Full description	(Required) There shall be no occurrence of undefined or critical unspecified behavior. This check is identical to ATH-div-0-assign, MISRAC2004-1.2_d, CERT-INT33-C_a.
Coding standards	<p>CERT INT33-C</p> <p style="padding-left: 40px;">Ensure that division and modulo operations do not result in divide-by-zero errors</p> <p>CWE 369</p> <p style="padding-left: 40px;">Divide By Zero</p> <p>MISRA C:2004 1.2</p> <p style="padding-left: 40px;">(Required) No reliance shall be placed on undefined or unspecified behavior.</p> <p>MISRA C:2012 Rule-1.3</p> <p style="padding-left: 40px;">(Required) There shall be no occurrence of undefined or critical unspecified behaviour</p>

Code examples

The following code example fails the check and will give a warning:


```
int foo(void)
{
    int a = 20, b = 0, c;
    c = a / b;    /* Divide by zero */
    return c;
}
```

The following code example passes the check and will not give a warning about this issue:

```
int foo(void)
{
    int a = 20, b = 5, c;
    c = a / b; /* b is not 0 */
    return c;
}
```

MISRAC2012-Rule-1.3_c

Synopsis	A variable is used as a divisor after a successful comparison with 0.
Enabled by default	Yes


Severity/Certainty	Medium/High 
Full description	(Required) There shall be no occurrence of undefined or critical unspecified behavior. This check is identical to ATH-div-0-cmp-aft, MISRAC2004-1.2_e, SEC-DIV-0-compare-after, CERT-INT33-C_b.
Coding standards	CERT INT33-C Ensure that division and modulo operations do not result in divide-by-zero errors CWE 369 Divide By Zero MISRA C:2004 1.2 (Required) No reliance shall be placed on undefined or unspecified behavior. MISRA C:2012 Rule-1.3 (Required) There shall be no occurrence of undefined or critical unspecified behaviour
Code examples	The following code example fails the check and will give a warning: <pre> #include <stdlib.h> int foo(void) { int a = 20; int p = rand(); if (p == 0) /* p is 0 */ a = 34 / p; return a; } </pre> The following code example passes the check and will not give a warning about this issue:

```
#include <stdlib.h>
int foo(void)
{
    int a = 20;
    int p = rand();

    if (p != 0) /* p is not 0 */
        a = 34 / p;

    return a;
}
```

MISRAC2012-Rule-1.3_d

Synopsis	A variable used as a divisor is subsequently compared with 0.
Enabled by default	Yes
Severity/Certainty	Low/High 
Full description	(Required) There shall be no occurrence of undefined or critical unspecified behavior. This check is identical to ATH-div-0-cmp-bef, MISRAC2004-1.2_f, SEC-DIV-0-compare-before, CERT-INT33-C_c.
Coding standards	CERT INT33-C <p style="margin-left: 40px;">Ensure that division and modulo operations do not result in divide-by-zero errors</p> CWE 369 <p style="margin-left: 40px;">Divide By Zero</p> MISRA C:2004 1.2 <p style="margin-left: 40px;">(Required) No reliance shall be placed on undefined or unspecified behavior.</p> MISRA C:2012 Rule-1.3 <p style="margin-left: 40px;">(Required) There shall be no occurrence of undefined or critical unspecified behaviour</p>
Code examples	The following code example fails the check and will give a warning:

```

int foo(int p)
{
    int a = 20, b = 1;
    b = a / p;
    if (p == 0) // Checking the value of 'p' too late.
        return 0;
    return b;
}

```


The following code example passes the check and will not give a warning about this issue:

```

int foo(int p)
{
    int a = 20, b;
    if (p == 0)
        return 0;
    b = a / p;    /* Here 'p' is non-zero. */
    return b;
}

```

MISRA C2012-Rule-1.3_e

Synopsis	A value that is determined using interval analysis to be 0 is used as a divisor.
Enabled by default	Yes
Severity/Certainty	Medium/Medium 
Full description	(Required) There shall be no occurrence of undefined or critical unspecified behavior. This check is identical to ATH-div-0-interval, MISRA C2004-1.2_g, CERT-INT33-C_d.
Coding standards	CERT INT33-C Ensure that division and modulo operations do not result in divide-by-zero errors CWE 369 Divide By Zero MISRA C:2004 1.2

(Required) No reliance shall be placed on undefined or unspecified behavior.

MISRA C:2012 Rule-1.3

(Required) There shall be no occurrence of undefined or critical unspecified behaviour

Code examples

The following code example fails the check and will give a warning:

```
int foo(void)
{
    int a = 1;
    a--;
    return 5 / a; /* a is 0 */
}
```

The following code example passes the check and will not give a warning about this issue:

```
int foo(void)
{
    int a = 2;
    a--;
    return 5 / a; /* OK - a is 1 */
}
```

MISRAC2012-Rule-1.3_f

Synopsis

An expression that might be 0 is used as a divisor.

Enabled by default

Yes

Severity/Certainty

High/Low



Full description

(Required) There shall be no occurrence of undefined or critical unspecified behavior. This check is identical to ATH-div-0-pos, MISRAC2004-1.2_h, CERT-INT33-C_e.

Coding standards

CERT INT33-C

Ensure that division and modulo operations do not result in divide-by-zero errors

CWE 369

Divide By Zero

MISRA C:2004 1.2

(Required) No reliance shall be placed on undefined or unspecified behavior.

MISRA C:2012 Rule-1.3

(Required) There shall be no occurrence of undefined or critical unspecified behaviour

Code examples


The following code example fails the check and will give a warning:

```
int foo(void)
{
    int a = 3;
    a--;
    return 5 / (a-2); // a-2 is 0
}
```

The following code example passes the check and will not give a warning about this issue:

```
int foo(void)
{
    int a = 3;
    a--;
    return 5 / (a+2); // OK - a+2 is 4
}
```

MISRAC2012-Rule-1.3_g

Synopsis	A global variable is not checked against 0 before it is used as a divisor.
Enabled by default	Yes
Severity/Certainty	Medium/Low
	
Full description	(Required) There shall be no occurrence of undefined or critical unspecified behavior. This check is identical to ATH-div-0-unchk-global, MISRAC2004-1.2_i, CERT-INT33-C_f.
Coding standards	CERT INT33-C

Ensure that division and modulo operations do not result in divide-by-zero errors

CWE 369

Divide By Zero

MISRA C:2004 1.2

(Required) No reliance shall be placed on undefined or unspecified behavior.

MISRA C:2012 Rule-1.3

(Required) There shall be no occurrence of undefined or critical unspecified behaviour

Code examples

The following code example fails the check and will give a warning:

```
int x;

int example() {
    return 5/x;
}
```

The following code example passes the check and will not give a warning about this issue:

```
int x;

int example() {
    if (x != 0){
        return 5/x;
    }
}
```

MISRAC2012-Rule-1.3_h

Synopsis A local variable is not checked against 0 before it is used as a divisor.

Enabled by default Yes


Severity/Certainty Medium/Low



Full description	(Required) There shall be no occurrence of undefined or critical unspecified behavior. This check is identical to ATH-div-0-unchk-local, MISRAC2004-1.2_j, CERT-INT33-C_g.
Coding standards	CERT INT33-C <p>Ensure that division and modulo operations do not result in divide-by-zero errors</p> CWE 369 <p>Divide By Zero</p> MISRA C:2004 1.2 <p>(Required) No reliance shall be placed on undefined or unspecified behavior.</p> MISRA C:2012 Rule-1.3 <p>(Required) There shall be no occurrence of undefined or critical unspecified behaviour</p>
Code examples	The following code example fails the check and will give a warning: <pre>int rand(); int example() { int x = rand(); return 5/x; }</pre> <p>The following code example passes the check and will not give a warning about this issue:</p> <pre>int rand(); int example() { int x = rand(); if (x != 0){ return 5/x; } }</pre>

MISRAC2012-Rule-1.3_i

Synopsis	Expressions found that depend on order of evaluation.
Enabled by default	Yes


Severity/Certainty	<p>Medium/High</p> 
Full description	<p>(Required) There shall be no occurrence of undefined or critical unspecified behavior. This check is identical to MISRAC++2008-5-0-1_a, MISRAC2004-12.2_a, MISRAC2012-Rule-13.2_a, SPC-order, CERT-EXP30-C_a.</p>
Coding standards	<p>CERT EXP10-C</p> <p style="padding-left: 40px;">Do not depend on the order of evaluation of subexpressions or the order in which side effects take place</p> <p>CERT EXP30-C</p> <p style="padding-left: 40px;">Do not depend on order of evaluation between sequence points</p> <p>CWE 696</p> <p style="padding-left: 40px;">Incorrect Behavior Order</p> <p>MISRA C:2004 12.2</p> <p style="padding-left: 40px;">(Required) The value of an expression shall be the same under any order of evaluation that the standard permits.</p> <p>MISRA C:2012 Rule-13.2</p> <p style="padding-left: 40px;">(Required) The value of an expression and its persistent side effects shall be the same under all permitted evaluation orders</p> <p>MISRA C++ 2008 5-0-1</p> <p style="padding-left: 40px;">(Required) The value of an expression shall be the same under any order of evaluation that the standard permits.</p>
Code examples	<p>The following code example fails the check and will give a warning:</p> <pre>int main(void) { int i = 0; i = i * i++; //unspecified order of operations return 0; }</pre> <p>The following code example passes the check and will not give a warning about this issue:</p>

```

int main(void) {
    int i = 0;
    int x = i;
    i++;
    x = x * i; //OK - statement is broken up
    return 0;
}

```

MISRAC2012-Rule-1.3_j


Synopsis	A variable is read before it is assigned a value.
Enabled by default	Yes
Severity/Certainty	High/High 
Full description	(Required) There shall be no occurrence of undefined or critical unspecified behavior. This check is identical to MISRAC2004-9.1_a, MISRAC++2008-8-5-1_a, MISRAC2012-Rule-9.1_e, SPC-uninit-var-all.
Coding standards	CERT EXP33-C Do not reference uninitialized memory CWE 457 Use of Uninitialized Variable MISRA C:2004 9.1 (Required) All automatic variables shall have been assigned a value before being used. MISRA C:2012 Rule-9.1 (Mandatory) The value of an object with automatic storage duration shall not be read before it has been set MISRA C++ 2008 8-5-1 (Required) All variables shall have a defined value before they are used.
Code examples	The following code example fails the check and will give a warning:

```
int main(void) {
    int x;
    x++; //x is uninitialized
    return 0;
}
```

The following code example passes the check and will not give a warning about this issue:

```
int main(void) {
    int x = 0;
    x++;
    return 0;
}
```

MISRAC2012-Rule-1.3_k

Synopsis	A variable is read before it is assigned a value.
Enabled by default	Yes
Severity/Certainty	High/Low 
Full description	(Required) There shall be no occurrence of undefined or critical unspecified behavior. This check is identical to MISRAC2004-9.1_b, MISRAC++2008-8-5-1_b, MISRAC2012-Rule-9.1_f, SPC-uninit-var-some.
Coding standards	CWE 457 Use of Uninitialized Variable MISRA C:2004 9.1 (Required) All automatic variables shall have been assigned a value before being used. MISRA C:2012 Rule-9.1 (Mandatory) The value of an object with automatic storage duration shall not be read before it has been set MISRA C++ 2008 8-5-1 (Required) All variables shall have a defined value before they are used.

Code examples

The following code example fails the check and will give a warning:

```
#include <stdlib.h>


int main(void) {
    int x, y;
    if (rand()) {
        x = 0;
    }
    y = x; //x may not be initialized
    return 0;
}
```

The following code example passes the check and will not give a warning about this issue:

```
#include <stdlib.h>

int main(void) {
    int x;
    if (rand()) {
        x = 0;
    }
    /* x never read */
    return 0;
}
```

MISRAC2012-Rule-1.3_I

Synopsis	A call to <code>strcat</code> causes a destination buffer overrun.
Enabled by default	Yes
Severity/Certainty	High/High 
Full description	(Required) There shall be no occurrence of undefined or critical unspecified behavior.
Coding standards	CERT STR31-C <p>Guarantee that storage for strings has sufficient space for character data and the null terminator</p> <p>CWE 119</p>

Improper Restriction of Operations within the Bounds of a Memory Buffer

CWE 120

Buffer Copy without Checking Size of Input ('Classic Buffer Overflow')

CWE 121

Stack-based Buffer Overflow

CWE 122

Heap-based Buffer Overflow

CWE 676

Use of Potentially Dangerous Function

Code examples

The following code example fails the check and will give a warning:

```
#include <string.h>
#include <stdlib.h>

void example(void)
{
    char *str1 = "Hello World!\n";
    char *str2 = (char *)malloc(13);
    strcpy(str2, "");
    strcat(str2, str1);
}
```

The following code example passes the check and will not give a warning about this issue:


```
#include <string.h>
#include <stdlib.h>

void example(void)
{
    char *str1 = "Hello World!\n";
    char *str2 = (char *)malloc(14);
    strcpy(str2, "");
    strcat(str2, str1);
}
```

MISRAC2012-Rule-1.3_m

Synopsis

A function pointer is used in an invalid context.

Enabled by default	Yes
Severity/Certainty	Low/High 
Full description	(Required) There shall be no occurrence of undefined or critical unspecified behavior.
Coding standards	CERT EXP16-C Do not compare function pointers to constant values CWE 480 Use of Incorrect Operator
Code examples	The following code example fails the check and will give a warning: <pre>int foo(int x, int y){ return x+y; } int foo2(int x, int y) { if (foo) return (foo)(x,y); if (foo && foo2) return (foo)(x,y); return 0; }</pre> The following code example passes the check and will not give a warning about this issue:

```

typedef int (*fptr)(int,int);

int f_add(int x, int y) {
    return x+y;
}


int f_sub(int x, int y) {
    return x-y;
}

int foo(int opcode, int x, int y) {
    fptr farray[2];
    farray[0] = f_add;
    farray[1] = f_sub;
    return (farray[opcode])(x,y);
}

int foo2(fptr f1, fptr f2) {
    if (f1 == f2)
        return 1;
    else
        return 0;
}

```

MISRAC2012-Rule-1.3_n


Synopsis	The left-hand side of a right shift operation might be a negative value.
Enabled by default	Yes
Severity/Certainty	Medium/Medium 
Full description	(Required) There shall be no occurrence of undefined or critical unspecified behavior.
Coding standards	CWE 682 Incorrect Calculation
Code examples	The following code example fails the check and will give a warning:


```
int example(int x) {
    return -10 >> x;
}
```

The following code example passes the check and will not give a warning about this issue:

```
int example(int x) {
    return 10 >> x;
}
```

MISRAC2012-Rule-1.3_o

Synopsis	A pointer is used after it has been freed.
Enabled by default	Yes
Severity/Certainty	High/High 
Full description	(Required) There shall be no occurrence of undefined or critical unspecified behavior. This check is identical to MISRAC2012-Dir-4.13_d, SEC-BUFFER-use-after-free-all, CERT-MEM30-C_a, MEM-use-free-all.
Coding standards	CERT MEM30-C Do not access freed memory CWE 416 Use After Free MISRA C:2012 Dir-4.13 (Advisory) Functions which are designed to provide operations on a resource should be called in an appropriate sequence
Code examples	The following code example fails the check and will give a warning:

```
#include <stdlib.h>


void example(void) {
    int *x;
    x = (int *)malloc(sizeof(int));
    free(x);
    *x++; //x is dereferenced after it is freed
}
```

The following code example passes the check and will not give a warning about this issue:

```
#include <stdlib.h>

void example(void) {
    int *x;
    x = (int *)malloc(sizeof(int));
    free(x);
    x = (int *)malloc(sizeof(int));
    *x++; //OK - x is reallocated
}
```

MISRAC2012-Rule-1.3_p

Synopsis	A pointer is used after it has been freed.
Enabled by default	Yes
Severity/Certainty	High/Low 
Full description	(Required) There shall be no occurrence of undefined or critical unspecified behavior. This check is identical to MISRAC2012-Dir-4.13_e, SEC-BUFFER-use-after-free-some, MEM-use-free-some, CERT-MEM30-C_b.
Coding standards	CERT MEM30-C Do not access freed memory CWE 416 Use After Free MISRA C:2012 Dir-4.13

(Advisory) Functions which are designed to provide operations on a resource should be called in an appropriate sequence

Code examples

The following code example fails the check and will give a warning:

```
#include <stdlib.h>

void example(void) {
    int *x;
    x = (int *)malloc(sizeof(int));
    free(x);
    if (rand()) {
        x = (int *)malloc(sizeof(int));
    }
    else {
        /* x not reallocated along this path */
    }
    (*x)++;
}
```

The following code example passes the check and will not give a warning about this issue:

```
#include <stdlib.h>

void example(void) {
    int *x;
    x = (int *)malloc(sizeof(int));
    free(x);
    x = (int *)malloc(sizeof(int));
    *x++;
}
```

MISRAC2012-Rule-1.3_q

Synopsis

Might return an address on the stack.

Enabled by default

Yes

Severity/Certainty

High/High



Full description

(Required) There shall be no occurrence of undefined or critical unspecified behavior.

Coding standards CERT DCL30-C
 Declare objects with appropriate storage durations
 CWE 562
 Return of Stack Variable Address

Code examples The following code example fails the check and will give a warning:

```
int *example(void) {
    int a[20];
    return a; //a is a local array
}
```

The following code example passes the check and will not give a warning about this issue:


```
int* example(void) {
    int *p,i;
    p = (int *)malloc(sizeof(int));
    return p; //OK - p is dynamically allocated
}
```

MISRAC2012-Rule-1.3_r

Synopsis A stack address is stored in a global pointer.

Enabled by default Yes

Severity/Certainty High/Medium



Full description (Required) There shall be no occurrence of undefined or critical unspecified behavior.

Coding standards CERT DCL30-C
 Declare objects with appropriate storage durations
 CWE 466
 Return of Pointer Value Outside of Expected Range

Code examples The following code example fails the check and will give a warning:

```

int *px;
void example() {
    int i = 0;
    px = &i; // assigning the address of stack
            // variable a to the global px
}

```


The following code example passes the check and will not give a warning about this issue:

```

void example(int *pz) {
    int x; int *px = &x;
    int *py = px; /* local variable */
    pz = px; /* parameter */
}

```

MISRAC2012-Rule-1.3_s

Synopsis	A stack address is stored outside a function via a parameter.
Enabled by default	Yes
Severity/Certainty	High/Medium 
Full description	(Required) There shall be no occurrence of undefined or critical unspecified behavior. This check is identical to MEM-stack-param, MISRAC++2008-7-5-2_c, MISRAC2004-17.6_d, MISRAC2012-Rule-18.6_d, CERT-DCL30-C_e.
Coding standards	CERT DCL30-C Declare objects with appropriate storage durations CWE 466 Return of Pointer Value Outside of Expected Range MISRA C:2004 17.6 (Required) The address of an object with automatic storage shall not be assigned to another object that may persist after the first object has ceased to exist. MISRA C:2012 Rule-18.6

(Required) The address of an object with automatic storage shall not be copied to another object that persists after the first object has ceased to exist

MISRA C++ 2008 7-5-2

(Required) The address of an object with automatic storage shall not be assigned to another object that may persist after the first object has ceased to exist.

Code examples

The following code example fails the check and will give a warning:

```
void example(int **ppx) {
    int x;
    ppx[0] = &x; //local address
}
```

The following code example passes the check and will not give a warning about this issue:

```
static int y = 0;
void example3(int **ppx){
    *ppx = &y; //OK - static address
}
```

MISRAC2012-Rule-1.3_t

Synopsis

A call to `memcpy` or `memmove` causes the memory to overrun.

Enabled by default

Yes

Severity/Certainty

High/Medium



Full description

(Required) There shall be no occurrence of undefined or critical unspecified behavior.

Coding standards

CWE 119

Improper Restriction of Operations within the Bounds of a Memory Buffer

CWE 120

Buffer Copy without Checking Size of Input ('Classic Buffer Overflow')

CWE 121

Stack-based Buffer Overflow

CWE 122

Heap-based Buffer Overflow

CWE 124

Buffer Underwrite ('Buffer Underflow')

CWE 126

Buffer Over-read

CWE 127

Buffer Under-read

CWE 805

Buffer Access with Incorrect Length Value

CWE 676

Use of Potentially Dangerous Function

Code examples

The following code example fails the check and will give a warning:

```
#include <stdlib.h>


void func()
{
    int size = 10;
    int arr1[10];
    int arr2[11];
    memcpy(arr2, arr1, sizeof(int) * (size + 1));
}
```

The following code example passes the check and will not give a warning about this issue:

```
#include <stdlib.h>
#include <string.h>

void func()
{
    int arr[10];
    int * ptr = (int *)malloc(sizeof(int) * 10);
    memcpy(ptr, arr, sizeof(int) * 10);
}
```


MISRAC2012-Rule-1.3_u

Synopsis	A call to <code>memset</code> causes a buffer overrun.
Enabled by default	Yes
Severity/Certainty	High/Medium 
Full description	(Required) There shall be no occurrence of undefined or critical unspecified behavior.
Coding standards	CWE 676 Use of Potentially Dangerous Function CWE 122 Heap-based Buffer Overflow CWE 121 Stack-based Buffer Overflow CWE 119 Improper Restriction of Operations within the Bounds of a Memory Buffer CWE 805 Buffer Access with Incorrect Length Value
Code examples	The following code example fails the check and will give a warning: <pre>#include <stdlib.h> void example(void) { char *a = malloc(sizeof(char) * 20); memset(a, 'a', 21); }</pre> <p>The following code example passes the check and will not give a warning about this issue:</p>


```
#include <stdlib.h>

void example(void) {
    char *a = malloc(sizeof(char) * 20);
    memset(a, 'a', 10);
}
```

MISRAC2012-Rule-1.3_v

Synopsis	A call to <code>strcpy</code> causes a destination buffer overrun.
Enabled by default	Yes
Severity/Certainty	High/High 
Full description	(Required) There shall be no occurrence of undefined or critical unspecified behavior.
Coding standards	CERT STR31-C Guarantee that storage for strings has sufficient space for character data and the null terminator CWE 119 Improper Restriction of Operations within the Bounds of a Memory Buffer CWE 120 Buffer Copy without Checking Size of Input ('Classic Buffer Overflow') CWE 121 Stack-based Buffer Overflow CWE 122 Heap-based Buffer Overflow CWE 124 Buffer Underwrite ('Buffer Underflow') CWE 126 Buffer Over-read

CWE 127

Buffer Under-read

CWE 676

Use of Potentially Dangerous Function

Code examples

The following code example fails the check and will give a warning:

```
#include <string.h>
#include <stdlib.h>


void example(void)
{
    char *str1 = "Hello World!\n";
    char *str2 = (char *)malloc(13);
    strcpy(str2, str1);
}
```

The following code example passes the check and will not give a warning about this issue:

```
#include <string.h>
#include <stdlib.h>


void example(void)
{
    char *str1 = "Hello World!\n";
    char *str2 = (char *)malloc(14);
    strcpy(str2, str1);
}
```

MISRAC2012-Rule-I.4

Synopsis	Uses of <code>_Noreturn</code> , <code>_Atomic</code> , <code>_Thread_local</code> , <code>_Alignas</code> , <code>_Alignof</code> or <code>__STDC_WANT_LIB_EXT1__</code> were found.
Enabled by default	Yes
Severity/Certainty	Low/Medium 
Full description	(Required) Emergent language features shall not be used.

Coding standards	MISRA C:2012 Rule-1.4 (Required) Emergent language features shall not be used
Code examples	The following code example fails the check and will give a warning: <pre>#define __STDC_WANT_LIB_EXT1__ 1</pre> The following code example passes the check and will not give a warning about this issue: <pre>#define __STDC_WANT_LIB_EXT1__ 0</pre>

MISRAC2012-Rule-1.5_b

Synopsis	The use of function declarators with empty parentheses (not prototype-format parameter type declarators) is an obsolescent feature.
Enabled by default	Yes
Severity/Certainty	Medium/High 
Full description	(Required) Obsolescent language features shall not be used.
Coding standards	MISRA C:2012 Rule-1.5 (Required) Obsolescent language features shall not be used.
Code examples	The following code example fails the check and will give a warning: <pre>void func(); /* not a valid prototype in C */ void func2(void) { func(); }</pre> The following code example passes the check and will not give a warning about this issue:

```
void func(void);
void func2(void)
{
    func();
}
```

MISRAC2012-Rule-1.5_c

Synopsis The use of macro ATOMIC_VAR_INIT is an obsolescent feature.

Enabled by default Yes

Severity/Certainty Medium/Medium



Full description (Required) Obsolescent language features shall not be used.

Coding standards MISRA C:2012 Rule-1.5
(Required) Obsolescent language features shall not be used.

Code examples The following code example fails the check and will give a warning:

```
#include <stdatomic.h>

atomic_int af = ATOMIC_VAR_INIT(0);
```

The following code example passes the check and will not give a warning about this issue:

```
#include <stdatomic.h>

atomic_int af = 0;
```

MISRAC2012-Rule-1.5_d

Synopsis The ability to undefine and perhaps then redefine the macros bool, true, and false is an obsolescent feature.

Enabled by default Yes

Severity/Certainty

Medium/Medium



Full description

(Required) Obsolescent language features shall not be used.

Coding standards

MISRA C:2012 Rule-1.5

(Required) Obsolescent language features shall not be used.

Code examples

The following code example fails the check and will give a warning:

```
#undef bool

#undef false
#define false 1
```

```
#undef true
#define true 0
```

The following code example passes the check and will not give a warning about this issue:

```
#undef BOOL

#undef FALSE
#define FALSE -1

#undef MAYBE
#define MAYBE 0

#undef TRUE
#define TRUE 1
```


MISRAC2012-Rule-1.5_e

Synopsis


The gets function is obsolescent, and is deprecated.

Enabled by default

Yes

Severity/Certainty	<p>Medium/Medium</p> 
Full description	(Required) Obsolescent language features shall not be used.
Coding standards	<p>MISRA C:2012 Rule-1.5</p> <p>(Required) Obsolescent language features shall not be used.</p>
Code examples	<p>The following code example fails the check and will give a warning:</p> <pre>#include <stdio.h> void example(void) { char str[50]; gets(str); }</pre> <p>The following code example passes the check and will not give a warning about this issue:</p> <pre>void example(void) {};</pre>

MISRAC2012-Rule-1.5_f

Synopsis	The use of <code>ungetc</code> on a binary stream where the file position indicator is zero prior to the call is an obsolescent feature.
Enabled by default	Yes
Severity/Certainty	<p>Medium/Medium</p> 
Full description	(Required) Obsolescent language features shall not be used.
Coding standards	<p>MISRA C:2012 Rule-1.5</p> <p>(Required) Obsolescent language features shall not be used.</p>

Code examples

The following code example fails the check and will give a warning:

```
#include <stdio.h>

void fail(void)
{
    FILE *fp;
    ungetc ('+', fp);
}
```

The following code example passes the check and will not give a warning about this issue:

```
#include <stdio.h>

void pass(void)
{
    FILE *fp;
    fp = fopen("file.txt", "r");
    getc(fp);
    ungetc ('+', fp);
}
```

MISRAC2012-Rule-1.5_g**Synopsis**

Found obsolescent use of realloc with size argument zero.

Enabled by default

Yes

Severity/Certainty

Medium/Medium

**Full description**

(Required) Obsolescent language features shall not be used. Invoking realloc with a size argument equal to zero is an obsolescent feature.

Coding standards

MISRA C:2012 Rule-1.5

(Required) Obsolescent language features shall not be used.

Code examples

The following code example fails the check and will give a warning:

```
#include <stdlib.h>


void fail(void)
{
    int *ptr = 0;
    ptr = (int*)realloc(ptr, 0);
}
```

The following code example passes the check and will not give a warning about this issue:

```
#include <stdlib.h>

void pass(void)
{
    int *ptr = 0;
    ptr = (int*)realloc(ptr, sizeof(int));
}
```

MISRAC2012-Rule-2.1_a

Synopsis	A case statement within a switch statement cannot be reached.
Enabled by default	Yes
Severity/Certainty	Low/Medium 
Full description	(Required) A project shall not contain unreachable code. This check is identical to RED-case-reach, MISRAC++2008-0-1-2_c.
Coding standards	CERT MSC07-C Detect and remove dead code MISRA C:2012 Rule-2.1 (Required) A project shall not contain unreachable code MISRA C++ 2008 0-1-2 (Required) A project shall not contain infeasible paths.
Code examples	The following code example fails the check and will give a warning:


```

void example(void) {
    int x = 42;

    switch(2 * x) {
    case 42 : //unreachable case, as x is 84
        ;
    default :
        ;
    }
}

```

The following code example passes the check and will not give a warning about this issue:


```

void example(void) {
    int x = 42;

    switch(2 * x) {
    case 84 :
        ;
    default :
        ;
    }
}

```

MISRAC2012-Rule-2.1_b

Synopsis	A part of the application is never executed.
Enabled by default	Yes
Severity/Certainty	Low/Medium 
Full description	(Required) A project shall not contain unreachable code. This check is identical to RED-dead, MISRAC2004-14.1, MISRAC++2008-0-1-1, MISRAC++2008-0-1-9.
Coding standards	CERT MSC07-C Detect and remove dead code CWE 561

Dead Code

MISRA C:2004 14.1

(Required) There shall be no unreachable code.

MISRA C:2012 Rule-2.1

(Required) A project shall not contain unreachable code

MISRA C++ 2008 0-1-1

(Required) A project shall not contain unreachable code.

MISRA C++ 2008 0-1-9

(Required) There shall be no dead code.

Code examples

The following code example fails the check and will give a warning:

```
#include <stdio.h>

int f(int mode) {
    switch (mode) {
        case 0:
            return 1;
            printf("Hello!"); // This line cannot execute.
        default:
            return -1;
    }
}
```

The following code example passes the check and will not give a warning about this issue:


```
#include <stdio.h>

int f(int mode) {
    switch (mode) {
        case 0:
            printf("Hello!"); // This line can execute.
            return 1;
        default:
            return -1;
    }
}
```

MISRAC2012-Rule-2.2_a

Synopsis

A statement potentially contains no side effects.

Enabled by default	Yes
Severity/Certainty	Low/Medium 
Full description	(Required) There shall be no dead code. This check is identical to RED-no-effect, MISRAC2004-14.2.
Coding standards	CERT MSC12-C Detect and remove code that has no effect CWE 482 Comparing instead of Assigning MISRA C:2004 14.2 (Required) All non-null statements shall either have at least one side effect however executed, or cause control flow to change. MISRA C:2012 Rule-2.2 (Required) There shall be no dead code
Code examples	The following code example fails the check and will give a warning: <pre>void example(void) { int x = 1; x = 2; x < x; }</pre> The following code example passes the check and will not give a warning about this issue:

```

#include <string>

void f();
template<class T>
struct X {
    int x;

    int get() const {
        return x;
    }

    X(int y) :
        x(y) {}
};

typedef X<int> intX;

void example(void) {
    /* everything below has a side-effect */
    int i=0;
    f();
    (void)f();
    ++i;
    i+=1;
    i++;
    char *p = "test";
    std::string s;
    s.assign(p);
    std::string *ps = &s;
    ps -> assign(p);
    intX xx(1);
    xx.get();
    intX(1);
}

```

MISRAC2012-Rule-2.2_b

Synopsis	A field in a struct is assigned a non-trivial value that is never used.
Enabled by default	Yes

Severity/Certainty

Low/Medium



Full description

(Required) There shall be no dead code.

Coding standards

CERT MSC13-C

Detect and remove unused values

CWE 563

Unused Variable

MISRA C:2012 Rule-2.2

(Required) There shall be no dead code

Code examples

The following code example fails the check and will give a warning:

```
typedef struct simpleStruct {
    int a;
} ss_t;

void example(void) {
    ss_t data;
    data.a = 0;
}
```


The following code example passes the check and will not give a warning about this issue:

```
extern void foo(int num);


typedef struct simpleStruct {
    int a;
} ss_t;

void example(void) {
    ss_t data;
    data.a = 0;
    foo(data.a);
}
```


MISRAC2012-Rule-2.2_c

Synopsis	A variable is assigned a value that is never used.
Enabled by default	Yes
Severity/Certainty	Low/Medium 
Full description	(Required) There shall be no dead code. This check is identical to RED-unused-val, MISRA C++2008-0-1-6.
Coding standards	CWE 563 Unused Variable MISRA C:2012 Rule-2.2 (Required) There shall be no dead code MISRA C++ 2008 0-1-6 (Required) A project shall not contain instances of non-volatile variables being given values that are never subsequently used.
Code examples	The following code example fails the check and will give a warning: <pre>int example(void) { int x; x = 20; x = 3; return 0; }</pre> The following code example passes the check and will not give a warning about this issue: <pre>int example(void) { int x; x = 20; return x; }</pre>

MISRAC2012-Rule-2.3

Synopsis	Unused type declaration.
Enabled by default	No
Severity/Certainty	Medium/Medium 
Full description	(Advisory) A project should not contain unused type declarations. This is a link analysis check.
Coding standards	MISRA C:2012 Rule-2.3 (Advisory) A project should not contain unused type declarations
Code examples	The following code example fails the check and will give a warning: <pre>typedef int unused;</pre> The following code example passes the check and will not give a warning about this issue: <pre>typedef int used; used name;</pre>

MISRAC2012-Rule-2.4

Synopsis	Unused tag declarations were found.
Enabled by default	No
Severity/Certainty	Low/Low 
Full description	(Advisory) A project should not contain unused tag declarations. This is a link analysis check.
Coding standards	MISRA C:2012 Rule-2.4

(Advisory) A project should not contain unused tag declarations

Code examples

The following code example fails the check and will give a warning:

```
struct abc {
    int x;
};

void foo(void) {
    /* not using abc */
}
```

The following code example passes the check and will not give a warning about this issue:

```
struct def {
    int x;
};

void foo(void) {
    struct def m;
}
```

MISRAC2012-Rule-2.5

Synopsis

An unused macro declaration was found.

Enabled by default

No

Severity/Certainty

Low/Medium



Full description

(Advisory) A project should not contain unused macro declarations. This is a link analysis check.

Coding standards

MISRA C:2012 Rule-2.5

(Advisory) A project should not contain unused macro declarations

Code examples

The following code example fails the check and will give a warning:


```
#define M(x) (x + 1)


void example(void) {
    /* not invoking M */
}
```

The following code example passes the check and will not give a warning about this issue:

```
#define M(x) (x + 1)

void example(void) {
    /* invoking M */
    int x = M(1);
}
```


MISRAC2012-Rule-2.6

Synopsis	A function was found that contains an unused label declaration.
Enabled by default	No
Severity/Certainty	Medium/Medium 
Full description	(Advisory) A function should not contain unused label declarations.
Coding standards	MISRA C:2012 Rule-2.6 (Advisory) A function should not contain unused label declarations
Code examples	The following code example fails the check and will give a warning: <pre>void example(void) { unusedlabel: }</pre> <p>The following code example passes the check and will not give a warning about this issue:</p>

```
void skip_funcion_call(void);


void example(void) {
    goto usedlabel;
    skip_funcion_call();
usedlabel:
}
```

MISRAC2012-Rule-2.7

Synopsis	A function parameter is declared but not used.
Enabled by default	No
Severity/Certainty	Low/Medium 
Full description	(Advisory) There should be no unused parameters in functions. This check is identical to RED-unused-param, MISRAC++2008-0-1-11.
Coding standards	CWE 563 Unused Variable MISRA C:2012 Rule-2.7 (Advisory) There should be no unused parameters in functions MISRA C++ 2008 0-1-11 (Required) There shall be no unused parameters (named or unnamed) in nonvirtual functions.
Code examples	The following code example fails the check and will give a warning: <pre>int example(int x) { /* `x' is not used */ return 20; }</pre> The following code example passes the check and will not give a warning about this issue:


```
int example(int x) {
    return x + 20;
}
```

MISRAC2012-Rule-2.8_a


Synopsis	Unused external object definition.
Enabled by default	No
Severity/Certainty	Low/Medium 
Full description	(Advisory) A project should not contain unused Object definitions. This is a link analysis check.
Coding standards	MISRA C:2012 Rule-2.8 (Advisory) A project should not contain unused Object definitions
Code examples	The following code example fails the check and will give a warning: <pre>extern int unused_var; /* Non-compliant */ void example(void) { }</pre> <p>The following code example passes the check and will not give a warning about this issue:</p> <pre>extern int used_var; /* Compliant */ int example(void) { return used_var; }</pre>

MISRAC2012-Rule-2.8_b

Synopsis	Unused internal object definition.
Enabled by default	No

Severity/Certainty	<p>Low/Medium</p> 
Full description	(Advisory) A project should not contain unused Object definitions. This is a link analysis check.
Coding standards	<p>MISRA C:2012 Rule-2.8</p> <p>(Advisory) A project should not contain unused Object definitions</p>
Code examples	<p>The following code example fails the check and will give a warning:</p> <pre>static int unused_var; /* Non-compliant */ void example(void) { }</pre> <p>The following code example passes the check and will not give a warning about this issue:</p> <pre>static int used_var; /* Compliant */ int example(void) { return used_var; }</pre>

MISRAC2012-Rule-2.8_c

Synopsis	Unused local variable definition.
Enabled by default	No
Severity/Certainty	<p>Low/Medium</p> 
Full description	(Advisory) A project should not contain unused Object definitions.
Coding standards	<p>MISRA C:2012 Rule-2.8</p> <p>(Advisory) A project should not contain unused Object definitions</p>

Code examples

The following code example fails the check and will give a warning:

```
void example(void) {
    int unused_var; /* Non-compliant */
}
```

The following code example passes the check and will not give a warning about this issue:

```
int example(void) {
    int used_var = 2; /* Compliant */
    return used_var;
}
```

MISRAC2012-Rule-3.1

Synopsis

The character sequences `/*` and `//` were found within a comment.

Enabled by default

Yes

Severity/Certainty

Medium/Medium



Full description

(Required) The character sequences `/*` and `//` shall not be used within a comment.

Coding standards

MISRA C:2012 Rule-3.1

(Required) The character sequences `/*` and `//` shall not be used within a comment

Code examples

The following code example fails the check and will give a warning:

```
// This is /* a comment
```


The following code example passes the check and will not give a warning about this issue:

```
// This is a comment
```


MISRAC2012-Rule-3.2

Synopsis

Line-splicing was found in `//` comments.

Enabled by default	Yes
Severity/Certainty	Medium/Medium 
Full description	(Required) Line-splicing shall not be used in // comments.
Coding standards	MISRA C:2012 Rule-3.2 (Required) Line-splicing shall not be used in // comments
Code examples	The following code example fails the check and will give a warning: <pre>// This comment \ has a line splice</pre> <p>The following code example passes the check and will not give a warning about this issue:</p> <pre>// This comment // has no line splice</pre>

MISRAC2012-Rule-5.1

Synopsis	An external identifier was found that is not unique for the first 31 characters, but still not identical to another identifier.
Enabled by default	Yes
Severity/Certainty	Low/Medium 
Full description	(Required) External identifiers shall be distinct. This is a link analysis check.
Coding standards	MISRA C:2012 Rule-5.1 (Required) External identifiers shall be distinct
Code examples	The following code example fails the check and will give a warning:

```

/* file1.c
int ABC;
*/
int ABC;

void example1 (void) {
}

```

The following code example passes the check and will not give a warning about this issue:


```

/* file1.c
int ABC;
*/
int a;

void example2 (void) {
}

```

MISRAC2012-Rule-5.2_c89

Synopsis	Identifier names were found that are not distinct in their first 31 characters from other names in the same scope.
Enabled by default	Yes
Severity/Certainty	Low/Medium 
Full description	(Required) Identifiers declared in the same scope and name space shall be distinct.
Coding standards	MISRA C:2012 Rule-5.2 (Required) Identifiers declared in the same scope and name space shall be distinct
Code examples	The following code example fails the check and will give a warning:

```

/*      1234567890123456789012345678901***** */
extern int n01_var_hides_var_____31x;
static int n01_var_hides_var_____31y;

/*      1234567890123456789012345678901***** */
static int n02_function_hides_var_____31x;
void      n02_function_hides_var_____31y (void) {}

void foo(void) {
    int i;
    switch(f1()) {
    case 1: {
        do {
            for(i = 0; i < 10; i++) {
                if(f3()) {
                    /*      1234567890123456789012345678901***** */
                    int      n03_var_hides_var_____31x;
                    int      n03_var_hides_var_____31y;
                }
            }
        } while(f2());
    }
}

/*      1234567890123456789012345678901***** */
enum E {
    n04_var_hides_enum_const_____31x,
};

/*      1234567890123456789012345678901***** */
int  n04_var_hides_enum_const_____31y;

/*      1234567890123456789012345678901***** */
void bar(int n05_var_hides_parameter_____31x) {
    int      n05_var_hides_parameter_____31y;
}

/*      1234567890123456789012345678901***** */
#define n06_var_hides_macro_name_____31x 123
int      n06_var_hides_macro_name_____31y;

/*      1234567890123456789012345678901***** */
int      n07_type_hides_var_____31x;
typedef int n07_type_hides_var_____31y;

/*      1234567890123456789012345678901***** */

```



```
union U {  
    int n08_field_hides_field_____31x;  
    int n08_field_hides_field_____31y;  
};  
  
struct S {  
    int n09_field_hides_field_____31x;  
    int n09_field_hides_field_____31y;  
};
```

The following code example passes the check and will not give a warning about this issue:

```

/*      1234567890123456789012345678901***** */
extern int  n01_var_in_different_scope___31x;
void       n02_different_function_name___31x (void) {
    static int n01_var_in_different_scope___31y;

    switch(fn()) {
    case 1:
        {
            int  n01_var_in_different_scope___31a;
        }
        break;
    case 2:
        {
            int  n01_var_in_different_scope___31b;
        }
        break;
    }
    {
        int  n01_var_in_different_scope___31c;
    }
    {
        int  n01_var_in_different_scope___31d;
    }
}

/* exception for typedef of tag name*/
typedef struct s1 {
    int s1;
} s1;

typedef union u1 {
    int u1;
    int u2;
} u1;

typedef enum e1 {
    ec1, ec2
} e1;

/* identifiers in different name spaces */
/*      1234567890123456789012345678901***** */
union n02_var_hides_union_tag_____31x {
    int v1;
    unsigned int v2;
} n02_var_hides_union_tag_____31y;

/*      1234567890123456789012345678901***** */

```

```

enum n03_var_hides_enum_tag_____31x {
    n04_tag_hides_enum_const_____31x
};

/* 1234567890123456789012345678901***** */
int n03_var_hides_enum_tag_____31y;

/* 1234567890123456789012345678901***** */
struct n04_tag_hides_enum_const_____31y {
    int ff2;
};

void foo() {
/* 1234567890123456789012345678901***** */
    int n05_label_hides_var_____31x;
    {
/*1234567890123456789012345678901***** */
        n05_label_hides_var_____31y:
            n05_label_hides_var_____31x = 1;
    }
}

void bar(void) {
    int i;
    switch(f1()) {
    case 1: {
        do {
            for(i = 0; i < 10; i++) {
                if(f3()) {
                    /* 1234567890123456789012345678901***** */
                    struct n06_var_hides_struct_tag_____31x {
                        int f1;
                    } n06_var_hides_struct_tag_____31y;
                }
            } while(f2());
        }
    }
}
}

```

MISRAC2012-Rule-5.2_c99

Synopsis	Identifier names were found that are not distinct in their first 63 characters from other names in the same scope.
Enabled by default	Yes

Severity/Certainty

Low/Medium



Full description

(Required) Identifiers declared in the same scope and name space shall be distinct.

Coding standards

MISRA C:2012 Rule-5.2

(Required) Identifiers declared in the same scope and name space shall be distinct

Code examples

The following code example fails the check and will give a warning:


```

1234567890123456789012345678901234567890123456789012345678901234567890123*
*/
enum E {

n04_var_hides_enum_const_____63x
};

/*    0        1        2        3        4        5        6
*/
/*
123456789012345678901234567890123456789012345678901234567890123*
*/
int
n04_var_hides_enum_const_____63y;

/*          0        1        2        3        4        5
6          */
/*
123456789012345678901234567890123456789012345678901234567890123*
*/
void bar(int
n05_var_hides_parameter_____63x)
{
    int
n05_var_hides_parameter_____63y;
}

/*          0        1        2        3        4        5
6          */
/*
123456789012345678901234567890123456789012345678901234567890123*
*/
#define
n06_var_hides_macro_name_____63x
123
int
n06_var_hides_macro_name_____63y;

/*          0        1        2        3        4        5
6          */
/*
123456789012345678901234567890123456789012345678901234567890123*
*/
int
n07_type_hides_var_____63x;
typedef int
n07_type_hides_var_____63y;

```

```
/*      0          1          2          3          4          5
6      */
/*
123456789012345678901234567890123456789012345678901234567890123*
*/
union U {
    int
    n08_field_hides_field_____63x;
    int
    n08_field_hides_field_____63y;
};

struct S {
    int
    n09_field_hides_field_____63x;
    int
    n09_field_hides_field_____63y;
};
```

The following code example passes the check and will not give a warning about this issue:

```

/*          0          1          2          3          4          5
6          */
/*
1234567890123456789012345678901234567890123456789012345678901234567890123**
***** */
extern int
n01_var_in_different_scope_____63x;
void
n02_different_function_name_____63x
(void) {
    static int
n01_var_in_different_scope_____63y;

    switch(fn()) {
    case 1:
        {
            int
n01_var_in_different_scope_____63a;
        }
        break;
    case 2:
        {
            int
n01_var_in_different_scope_____63b;
        }
        break;
    }
    {
        int
n01_var_in_different_scope_____63c;
    }
    {
        int
n01_var_in_different_scope_____63d;
    }
}

/*          0          1          2          3          4          5
6          */
/*
1234567890123456789012345678901234567890123456789012345678901234567890123*
*/
void
n12_var_hides_function_different_scope_____63x
(void) {
    static int
n12_var_hides_function_different_scope_____63y;

```



```

}

/* exception for typedef of tag name*/
typedef struct s1 {
    int s1;
} s1;

typedef union u1 {
    int uf1;
    int uf2;
} u1;

typedef enum e1 {
    ec1, ec2
} e1;

/* identifiers in different name spaces */
void foo(void) {
    int i;
    switch(f1()) {
    case 1: {
        do {
            for(i = 0; i < 10; i++) {
                if(f3()) {
/*           0           1           2           3           4
5           6           */
/*
123456789012345678901234567890123456789012345678901234567890123*
*/
        struct
n03_var_hides_struct_tag_____63x
        {
            int f1;
        }
n03_var_hides_struct_tag_____63y;
        }
        } while(f2());
        }
    }
}

/*   0           1           2           3           4           5
6   */
/*
123456789012345678901234567890123456789012345678901234567890123*
*/

```

```

union
n04_var_hides_union_tag_____63x
{
    int v1;
    unsigned int v2;
}
n04_var_hides_union_tag_____63y;

/* 0      1      2      3      4      5      6
*/
/*
123456789012345678901234567890123456789012345678901234567890123*
*/
enum
n05_var_hides_enum_tag_____63x
{

n07_tag_hides_enum_const_____63x
};

/* 0      1      2      3      4      5      6
*/
/*
123456789012345678901234567890123456789012345678901234567890123*
*/
int
n05_var_hides_enum_tag_____63y;

struct

n07_tag_hides_enum_const_____63y
{
    int sf2;
};

void bar(void) {
/* 0      1      2      3      4      5
6      */
/*
123456789012345678901234567890123456789012345678901234567890123*
*/
    int
n09_label_hides_var_____63x;
    {
/*0      1      2      3      4      5      6
*/
/*123456789012345678901234567890123456789012345678901234567890123


```

```

* */
n09_label_hides_var_____63y:
n09_label_hides_var_____63x
= 1;
}
}

```

MISRAC2012-Rule-5.3_c89

Synopsis	Identifier names were found that are not distinct in their first 31 characters from other names in an outer scope.
Enabled by default	Yes
Severity/Certainty	Low/Medium 
Full description	(Required) An identifier declared in an inner scope shall not hide an identifier declared in an outer scope.
Coding standards	MISRA C:2012 Rule-5.3 (Required) An identifier declared in an inner scope shall not hide an identifier declared in an outer scope
Code examples	The following code example fails the check and will give a warning:

```

/*      1234567890123456789012345678901***** */
extern int  n01_param_hides_var_____31x;
extern int  n02_var_hides_var_____31x;
void       n03_var_hides_function_____31x (void) {}

enum E {
    n04_var_hides_enum_const_____31x,
};
#define     n05_var_hides_macro_name_____31x 123
extern int  n06_type_hides_var_____31x;

void f1(int n01_param_hides_var_____31y) {
    int     n02_var_hides_var_____31y;
    int     n03_var_hides_function_____31y;
    int     n04_var_hides_enum_const_____31y;
    int     n05_var_hides_macro_name_____31y;

    switch(f2()) {
    case 1: {
        typedef int n06_type_hides_var_____31y;
        do {
            /*      1234567890123456789012345678901***** */
            int n07_var_hides_var_____31x;
            if(f3()) {
                int n07_var_hides_var_____31y = 1;
            }
        } while(f2());
    }
    }
}

```

The following code example passes the check and will not give a warning about this issue:

```

int f1 (void) {
/*          1234567890123456789012345678901***** */
extern int n01_var_in_same_scope_____31x;
static int n01_var_in_same_scope_____31y;

switch(fn()) {
case 1:
{
int    n02_var_in_different_scope___31a;
}
break;
case 2:
{
int    n02_var_in_different_scope___31b;
}
break;
}
{
int    n02_var_in_different_scope___31c;
}
{
int    n02_var_in_different_scope___31d;
}
return 0;
}

/* identifiers in different name spaces */
/*          1234567890123456789012345678901***** */
union      n03_var_hides_union_tag_____31x {
int v1;
unsigned int v2;
};
enum      n04_var_hides_enum_tag_____31x {
n05_tag_hides_enum_const_____31x
};
extern int n06_label_hides_var_____31x;

int f2(void) {
int      n03_var_hides_union_tag_____31y;
int      n04_var_hides_enum_tag_____31y;
struct   n05_tag_hides_enum_const_____31y {
int ff2;
};
}
/*          1234567890123456789012345678901***** */
n06_label_hides_var_____31y:


```

```

switch(f2()) {
case 0: {
do {
/*      1234567890123456789012345678901***** */
struct n07_var_hides_struct_tag_____31x {
int ff1;
};
if(f3()) {
int n07_var_hides_struct_tag_____31y = 1;
}
} while(f2());
}
}
return 0;
}

```

MISRAC2012-Rule-5.3_c99

Synopsis	Identifier names were found that are not distinct in their first 63 characters from other names in an outer scope.
Enabled by default	Yes
Severity/Certainty	Low/Medium 
Full description	(Required) An identifier declared in an inner scope shall not hide an identifier declared in an outer scope.
Coding standards	MISRA C:2012 Rule-5.3 (Required) An identifier declared in an inner scope shall not hide an identifier declared in an outer scope
Code examples	The following code example fails the check and will give a warning:

```

/*          0          1          2          3          4          5
6          */
/*
123456789012345678901234567890123456789012345678901234567890123*
*/
extern int
n01_param_hides_var_____63x;
extern int
n02_var_hides_var_____63x;
void
n03_var_hides_function_____63x
(void) {}

enum E {

n04_var_hides_enum_const_____63x
};
#define
n05_var_hides_macro_name_____63x
123
extern int
n06_type_hides_var_____63x;

void f1(int
n01_param_hides_var_____63y)
{
    int
n02_var_hides_var_____63y;
    int
n03_var_hides_function_____63y;
    int
n04_var_hides_enum_const_____63y;
    int
n05_var_hides_macro_name_____63y;

    switch(f2()) {
    case 1: {
/*          0          1          2          3          4
5          6          */
/*
123456789012345678901234567890123456789012345678901234567890123*
*/
        typedef int
n06_type_hides_var_____63y;
        do {
            int
n07_var_var_____63x;

```

```

        if(f3()) {
            int
n07_var_var_____63y
            = 1;
        }
    } while(f2());
}
}
}

```

The following code example passes the check and will not give a warning about this issue:


```

int f1 (void) {
/*      0      1      2      3      4      5
6      */
/*
123456789012345678901234567890123456789012345678901234567890123*
*/
extern int
n01_var_in_same_scope_____63x;
static int
n01_var_in_same_scope_____63y;

switch(fn()) {
case 1:
{
int
n02_var_in_different_scope_____63a;
}
break;
case 2:
{
int
n02_var_in_different_scope_____63b;
}
break;
}
{
int
n02_var_in_different_scope_____63c;
}
{
int
n02_var_in_different_scope_____63d;
}
return 1;
}

/* identifiers in different name spaces */
/*      0      1      2      3      4      5
6      */
/*
123456789012345678901234567890123456789012345678901234567890123*
*/
union
n03_var_hides_union_tag_____63x
{
int v1;
unsigned int v2;
}

```

```

};
enum
n04_var_hides_enum_tag_____63x
{

n05_tag_hides_enum_const_____63x
};
extern int
n06_label_hides_var_____63x;

int f2(void) {
    int
n03_var_hides_union_tag_____63y;
    int
n04_var_hides_enum_tag_____63y;
    struct
n05_tag_hides_enum_const_____63y
    {
        int ff2;
    };
/*
0         1         2         3         4         5         6
123456789012345678901234567890123456789012345678901234567890123*
*/

n06_label_hides_var_____63y:

    switch(f2()) {
    case 1: {
/*           0           1           2           3           4
5           6           */
/*
123456789012345678901234567890123456789012345678901234567890123*
*/
        do {
            struct
n07_var_hides_struct_tag_____63x
            {
                int ff1;
            };
            if(f3()) {
                int
n07_var_hides_struct_tag_____63y
                = 1;
            }
        } while(f2());
    }
}


```

```


    }
    return 0;
}

```

MISRAC2012-Rule-5.4_c89

Synopsis	Macro names were found that are not distinct in their first 31 characters from their macro parameters or other macro names.
Enabled by default	Yes
Severity/Certainty	Low/Medium 
Full description	(Required) Macro identifiers shall be distinct.
Coding standards	MISRA C:2012 Rule-5.4 (Required) Macro identifiers shall be distinct
Code examples	<p>The following code example fails the check and will give a warning:</p> <pre> /* 1234567890123456789012345678901*** */ #define n01_macro_hides_macro_____31x 1 #define n02_param_hides_macro_____31x 1 #define n03_macro_hides_param_____31x 1 #define n01_macro_hides_macro_____31y 2 #define m1(n02_param_hides_macro_____31y) (n01_param_hides_macro_____31y + 1) #define n03_macro_hides_param_____31y 2 #define m2(n04_param_hides_param_____31x, \ n04_param_hides_param_____31y) 1 </pre> <p>The following code example passes the check and will not give a warning about this issue:</p> <pre> #define m1(n01_param_of_other_macro) (n01_param_hides_macro + 1) #define m2(n01_param_of_other_macro) (n01_param_hides_macro + 1) </pre>

MISRAC2012-Rule-5.4_c99

Synopsis	Macro names were found that are not distinct in their first 63 characters from their macro parameters or other macro names.
Enabled by default	Yes
Severity/Certainty	Low/Medium 
Full description	(Required) Macro identifiers shall be distinct.
Coding standards	MISRA C:2012 Rule-5.4 (Required) Macro identifiers shall be distinct
Code examples	The following code example fails the check and will give a warning:

```

/*          0          1          2          3          4          5
6          */
/*
123456789012345678901234567890123456789012345678901234567890123*
*/
#define
n01_macro_hides_macro_____63x
1
#define
n02_param_hides_macro_____63x
1
#define
n03_macro_hides_param_____63x
1

#define
n01_macro_hides_macro_____63y
2
#define
m1(n02_param_hides_macro_____6
3y) \

(n01_param_hides_macro_____63y
+ 1)
#define
n03_macro_hides_param_____63y
2

#define
m2(n04_param_hides_param_____6
3x, \

n04_param_hides_param_____63y)
1

```

The following code example passes the check and will not give a warning about this issue:

```

#define m1(n01_param_of_other_macro) (n01_param_hides_macro + 1)
#define m2(n01_param_of_other_macro) (n01_param_hides_macro + 1)

```

MISRAC2012-Rule-5.5_c89

Synopsis

Non-macro identifiers were found that are not distinct in their first 31 characters from macro names.

Enabled by default

Yes

Severity/Certainty

Low/Medium



Full description

(Required) Identifiers shall be distinct from macro names.

Coding standards

MISRA C:2012 Rule-5.5

(Required) Identifiers shall be distinct from macro names

Code examples

The following code example fails the check and will give a warning:

```

/*      1234567890123456789012345678901*** */
#define  n01_var_hides_macro_____31x 1
#define  n02_function_hides_macro____31x 1
#define  n03_param_hides_macro_____31x 1
#define  n04_type_hides_macro_____31x 1
#define  n05_tag_hides_macro_____31x 1
#define  n06_label_hides_macro_____31x 1

int      n01_var_hides_macro_____31y;
void     n02_function_hides_macro____31y(int
n03_param_hides_macro_____31y){}
typedef int n04_type_hides_macro_____31y;
struct  n05_tag_hides_macro_____31y {
    int x;
};
void f1() {
n06_label_hides_macro_____31y:
}
    
```


The following code example passes the check and will not give a warning about this issue:

```

#define  n01_expanded_macro 1

void foo() {
    int x = n01_expanded_macro;
}
    
```

MISRAC2012-Rule-5.5_c99

Synopsis	Non-macro identifiers were found that are not distinct in their first 63 characters from macro names.
Enabled by default	Yes
Severity/Certainty	Low/Medium 
Full description	(Required) Identifiers shall be distinct from macro names.
Coding standards	MISRA C:2012 Rule-5.5 (Required) Identifiers shall be distinct from macro names
Code examples	The following code example fails the check and will give a warning:

```

/*          0          1          2          3          4          5
6          */
/*
123456789012345678901234567890123456789012345678901234567890123*
*/
#define
n01_var_hides_macro_____63x
1
#define
n02_function_hides_macro_____63x
1
#define
n03_param_hides_macro_____63x
1
#define
n04_type_hides_macro_____63x
1
#define
n05_tag_hides_macro_____63x
1
#define
n06_label_hides_macro_____63x
1

int
n01_var_hides_macro_____63y;
void
n02_function_hides_macro_____63y(
    int
n03_param_hides_macro_____63y)
{}
typedef int
n04_type_hides_macro_____63y;
struct
n05_tag_hides_macro_____63y
{
    int x;
};
void f1() {
n06_label_hides_macro_____63y:
}


```

The following code example passes the check and will not give a warning about this issue:


```
#define    n01_expanded_macro 1

void foo() {
    int x = n01_expanded_macro;
}
```

MISRAC2012-Rule-5.6

Synopsis	A typedef with this name has already been declared.
Enabled by default	Yes
Severity/Certainty	Low/Medium 
Full description	(Required) A typedef name shall be a unique identifier. This check is identical to MISRAC2004-5.3, MISRAC++2008-2-10-3. This is a link analysis check.
Coding standards	MISRA C:2004 5.3 (Required) A typedef name shall be a unique identifier. MISRA C:2012 Rule-5.6 (Required) A typedef name shall be a unique identifier MISRA C++ 2008 2-10-3 (Required) A typedef name (including qualification, if any) shall be a unique identifier.
Code examples	The following code example fails the check and will give a warning:

```
typedef int WIDTH;

void f1()
{
    WIDTH w1;
}

void f2()
{
    typedef float WIDTH;
    WIDTH w2;
    WIDTH w3;
}
```

The following code example passes the check and will not give a warning about this issue:

```
namespace NS1
{
    typedef int WIDTH;
}
// f2.cc
namespace NS2
{
    typedef float WIDTH; // Compliant - NS2::WIDTH is not the same
    as NS1::WIDTH
}
NS1::WIDTH w1;
NS2::WIDTH w2;
```

MISRAC2012-Rule-5.7

Synopsis A class, struct, union, or enum declaration clashes with a previous declaration.

Enabled by default Yes

Severity/Certainty Low/Medium



Full description (Required) A tag name shall be a unique identifier. This check is identical to MISRAC2004-5.4, MISRAC++2008-2-10-4. This is a link analysis check.

Coding standards	MISRA C:2004 5.4 (Required) A tag name shall be a unique identifier.
	MISRA C:2012 Rule-5.7 (Required) A tag name shall be a unique identifier
	MISRA C++ 2008 2-10-4 (Required) A class, union or enum name (including qualification, if any) shall be a unique identifier.

Code examples The following code example fails the check and will give a warning:

```
void f1()
{
    class TYPE {};
}

void f2()
{
    float TYPE; // non-compliant
}
```


The following code example passes the check and will not give a warning about this issue:

```
void f1()
{
    class TYPE {};
}


void f2()
{
    float a_type;
}
```

MISRAC2012-Rule-5.8

Synopsis	One or more external identifier names were found that are not unique.
Enabled by default	Yes


Severity/Certainty	<p>Low/Medium</p> 
Full description	(Required) Identifiers that define objects or functions with external linkage shall be unique. This is a link analysis check.
Coding standards	<p>MISRA C:2012 Rule-5.8</p> <p>(Required) Identifiers that define objects or functions with external linkage shall be unique</p>
Code examples	<p>The following code example fails the check and will give a warning:</p> <pre data-bbox="511 678 1143 829">/* file1.c */ #include <stdint.h> void foo (void) /* "foo" has external linkage */ { int16_t index; /* "index" has no linkage */ } </pre> <p>The following code example passes the check and will not give a warning about this issue:</p> <pre data-bbox="511 925 1143 1104">/* file1.c */ #include <stdint.h> int32_t count; /* "count" has external linkage */ void foo (void) /* "foo" has external linkage */ { int16_t index; /* "index" has no linkage */ } </pre>

MISRAC2012-Rule-5.9

Synopsis	An internal identifier name was found that is not unique.
Enabled by default	No
Severity/Certainty	<p>Low/Medium</p> 

Full description	(Advisory) Identifiers that define objects or functions with internal linkage should be unique. This is a link analysis check.
Coding standards	MISRA C:2012 Rule-5.9 (Advisory) Identifiers that define objects or functions with internal linkage should be unique
Code examples	The following code example fails the check and will give a warning: <pre>static int x; void example(void) { int x; }</pre> The following code example passes the check and will not give a warning about this issue: <pre>static int x; void example(void) { int y; }</pre>

MISRAC2012-Rule-6.1

Synopsis	Bitfields of plain int type were found.
Enabled by default	Yes
Severity/Certainty	Medium/Medium 
Full description	(Required) Bitfields shall only be declared with an appropriate type. This check is identical to MISRAC2004-6.4.
Coding standards	MISRA C:2004 6.4 (Required) Bitfields shall only be defined to be of type unsigned int or signed int. MISRA C:2012 Rule-6.1

(Required) Bit-fields shall only be declared with an appropriate type

Code examples

The following code example fails the check and will give a warning:

```
struct bad {
    int x:3;
};
```

The following code example passes the check and will not give a warning about this issue:

```
struct good {
    unsigned int x:3;
};
```

MISRAC2012-Rule-6.2

Synopsis

Signed single-bit bitfields (excluding anonymous fields) were found.

Enabled by default

Yes

Severity/Certainty

Low/Low



Full description

(Required) Single-bit named bitfields shall not be of a signed type. This check is identical to STRUCT-signed-bit, MISRAC2004-6.5, MISRAC++2008-9-6-4.

Coding standards

MISRA C:2004 6.5

(Required) Bitfields of signed type shall be at least 2 bits long.

MISRA C:2012 Rule-6.2

(Required) Single-bit named bit fields shall not be of a signed type

MISRA C++ 2008 9-6-4

(Required) Named bit-fields with signed integer type shall have a length of more than one bit.

Code examples


The following code example fails the check and will give a warning:

```
struct S
{
    signed int a : 1; // Non-compliant
};
```

The following code example passes the check and will not give a warning about this issue:

```
struct S
{
    signed int b : 2;
    signed int   : 0;
    signed int   : 1;
    signed int   : 2;
};
```


MISRAC2012-Rule-6.3

Synopsis	A bit field member in a union was found.
Enabled by default	Yes
Severity/Certainty	Low/High 
Full description	(Required) A bit field shall not be declared as a member of a union.
Coding standards	MISRA C:2012 Rule-6.3 (Required) A bit field shall not be declared as a member of a union
Code examples	The following code example fails the check and will give a warning: <pre>union U2 { int small:8; int big; };</pre>

The following code example passes the check and will not give a warning about this issue:


```
union U1 {
    int small;
    long int big;
};
```

MISRAC2012-Rule-7.1

Synopsis	Octal integer constants are used.
Enabled by default	Yes
Severity/Certainty	Low/Medium 
Full description	(Required) Octal constants shall not be used. This check is identical to MISRAC2004-7.1, MISRAC++2008-2-13-2.
Coding standards	MISRA C:2004 7.1 (Required) Octal constants shall not be used. Zero is okay MISRA C:2012 Rule-7.1 (Required) Octal constants shall not be used MISRA C++ 2008 2-13-2 (Required) Octal constants (other than zero) and octal escape sequences (other than 0) shall not be used.
Code examples	The following code example fails the check and will give a warning: <pre>void func(void) { int x = 077; }</pre> The following code example passes the check and will not give a warning about this issue:



```
void
func(void)
{
    int x = 63;
}
```

MISRAC2012-Rule-7.2

Synopsis	There are unsigned integer constants without a U suffix.
Enabled by default	Yes
Severity/Certainty	Low/Low 
Full description	(Required) A "u" or "U" suffix shall be applied to all integer constants that are represented in an unsigned type. This check is identical to MISRAC2004-10.6, MISRAC++2008-2-13-3.
Coding standards	MISRA C:2004 10.6 (Required) A U suffix shall be applied to all constants of unsigned type. MISRA C:2012 Rule-7.2 (Required) A "u" or "U" suffix shall be applied to all integer constants that are represented in an unsigned type MISRA C++ 2008 2-13-3 (Required) A "U" suffix shall be applied to all octal or hexadecimal integer literals of unsigned type.
Code examples	The following code example fails the check and will give a warning: <pre>void example(void) { // 2147483648 -- does not fit in 31bits unsigned int x = 0x80000000; }</pre> The following code example passes the check and will not give a warning about this issue:


```
void example(void) {
    unsigned int x = 0x80000000u;
}
```

MISRAC2012-Rule-7.3


Synopsis	The lower case character l was found used as a suffix on numeric constants.
Enabled by default	Yes
Severity/Certainty	Low/Medium 
Full description	(Required) The lowercase character "l" shall not be used in a literal suffix.
Coding standards	MISRA C:2012 Rule-7.3 (Required) The lowercase character "l" shall not be used in a literal suffix
Code examples	The following code example fails the check and will give a warning: <pre>void func() { const int b = 0l; }</pre> The following code example passes the check and will not give a warning about this issue: <pre>void func() { const int a = 0L; }</pre>

MISRAC2012-Rule-7.4_a

Synopsis	A string literal was found assigned to a variable that is not declared as constant.
Enabled by default	Yes

Severity/Certainty	Low/Medium 
Full description	(Required) A string literal shall not be assigned to an object unless the object's type is "pointer to const-qualified char".
Coding standards	MISRA C:2012 Rule-7.4 (Required) A string literal shall not be assigned to an object unless the object's type is "pointer to const-qualified char"
Code examples	The following code example fails the check and will give a warning: <pre>void example(void) { char *s = "Hello, World!"; }</pre> The following code example passes the check and will not give a warning about this issue: <pre>void example(void) { const char *s = "Hello, World!"; }</pre>

MISRAC2012-Rule-7.4_b

Synopsis	Part of a string literal was found that is modified via the array subscript operator [].
Enabled by default	Yes
Severity/Certainty	Medium/Medium 
Full description	(Required) A string literal shall not be assigned to an object unless the object's type is "pointer to const-qualified char".
Coding standards	MISRA C:2012 Rule-7.4 (Required) A string literal shall not be assigned to an object unless the object's type is "pointer to const-qualified char"

Code examples

The following code example fails the check and will give a warning:

```
void example(void) {
    "012345"[0]++;
}
```

The following code example passes the check and will not give a warning about this issue:

```
void example(void) {
    const char *c = "01234";
}
```

MISRAC2012-Rule-7.5

Synopsis

Integer macro with inappropriate form found.

Enabled by default

Yes

Severity/Certainty

Low/Medium



Full description

(Mandatory) The argument of an integer constant macro shall have an appropriate form.

Coding standards

MISRA C:2012 Rule-7.5

(Mandatory) The argument of an integer constant macro shall have an appropriate form

Code examples

The following code example fails the check and will give a warning:

```
#include <stdint.h>


uint32_t u1 = UINT32_C( 10UL ); /* Non-compliant - constant is
suffixed */
```

The following code example passes the check and will not give a warning about this issue:

```
#include <stdint.h>

uint32_t u2 = UINT32_C( 10 ); /* Compliant */
```

MISRAC2012-Rule-7.6

Synopsis	Small integer constant macro found.
Enabled by default	Yes
Severity/Certainty	Low/High 
Full description	(Required) The small integer variants of the minimum-width integer constant macros shall not be used.
Coding standards	MISRA C:2012 Rule-7.6 (Required) The small integer variants Of the minimum-width integer constant macros shall not be used
Code examples	The following code example fails the check and will give a warning: <pre>#include <stdint.h> void example(void) { uint8_t a = UINT8_C(100); /* Non-compliant - typically expands as plain 100 i.e. as a signed int */ }</pre> <p>The following code example passes the check and will not give a warning about this issue:</p> <pre>#include <stdint.h> void example(void) { uint32_t a = UINT32_C(100); /* Compliant, not small */ }</pre>

MISRAC2012-Rule-8.1

Synopsis	An object or function of the type <code>int</code> is declared or defined, but its type is not explicitly stated.
Enabled by default	Yes

Severity/Certainty

Medium/High



Full description

(Required) Types shall be explicitly specified. This check is identical to DECL-implicit-int, MISRAC2004-8.2.

Coding standards

CERT DCL31-C

Declare identifiers before using them

MISRA C:2004 8.2

(Required) Whenever an object or function is declared or defined, its type shall be explicitly stated.

MISRA C:2012 Rule-8.1

(Required) Types shall be explicitly specified

Code examples

The following code example fails the check and will give a warning:

```
void func(void)
{
    static y;
}
```

The following code example passes the check and will not give a warning about this issue:

```
void func(void)
{
    int x;
}
```


MISRAC2012-Rule-8.2_a

Synopsis

There are functions declared with an empty () parameter list that does not form a valid prototype.


Enabled by default

Yes

Severity/Certainty	Medium/High 
Full description	(Required) Function types shall be in prototype form with named parameters. This check is identical to FUNC-unprototyped-all, MISRAC2004-16.5.
Coding standards	CERT DCL20-C <p>Always specify void even if a function accepts no arguments</p> MISRA C:2004 16.5 <p>(Required) Functions with no parameters shall be declared and defined with the parameter list void.</p> MISRA C:2012 Rule-8.2 <p>(Required) Function types shall be in prototype form with named parameters</p>
Code examples	The following code example fails the check and will give a warning: <pre>void func();/* not a valid prototype in C */ void func2(void) { func(); } </pre> <p>The following code example passes the check and will not give a warning about this issue:</p> <pre>void func(void); void func2(void) { func(); } </pre>


MISRAC2012-Rule-8.2_b

Synopsis	Function prototypes were found with unnamed parameters.
Enabled by default	Yes

Severity/Certainty	<p>Low/High</p> 
Full description	(Required) Function types shall be in prototype form with named parameters. This check is identical to MISRAC2004-16.3.
Coding standards	<p>MISRA C:2004 16.3</p> <p>(Required) Identifiers shall be given for all of the parameters in a function prototype declaration.</p> <p>MISRA C:2012 Rule-8.2</p> <p>(Required) Function types shall be in prototype form with named parameters</p>
Code examples	<p>The following code example fails the check and will give a warning:</p> <pre>char *strchr(const char *, int c); void func(void) { strchr("hello, world!\n", '!'); }</pre> <p>The following code example passes the check and will not give a warning about this issue:</p> <pre>char *strchr(const char *s, int c); void func(void) { strchr("hello, world!\n", '!'); }</pre>


MISRAC2012-Rule-8.3

Synopsis	Multiple declarations of an object or function were found that use different names and type qualifiers.
Enabled by default	Yes

Severity/Certainty	Low/Medium 
Full description	(Required) All declarations of an object or function shall use the same names and type qualifiers. This check is identical to CERT-DCL40-C. This is a link analysis check.
Coding standards	CERT DCL40-C <p style="text-align: center;">Incompatible declarations of the same function or object</p> MISRA C:2012 Rule-8.3 <p style="text-align: center;">(Required) All declarations of an object or function shall use the same names and type qualifiers</p>
Code examples	The following code example fails the check and will give a warning: <pre>/* file2.c: const int x; volatile int v; */ extern const unsigned int x;</pre> <p>The following code example passes the check and will not give a warning about this issue:</p> <pre>/* file2.c extern const int x; */ const int x; int foo(const int param) { return (param + 1); }</pre>


MISRAC2012-Rule-8.4

Synopsis	An extern definition is missing a compatible declaration.
Enabled by default	Yes

Severity/Certainty	<p>Low/Medium</p> 
Full description	(Required) A compatible declaration shall be visible when an object or function with external linkage is defined.
Coding standards	<p>MISRA C:2012 Rule-8.4</p> <p>(Required) A compatible declaration shall be visible when an object or function with external linkage is defined</p>
Code examples	<p>The following code example fails the check and will give a warning:</p> <pre>extern int x = 1; char c = 'c'; void foo (void) {}</pre> <p>The following code example passes the check and will not give a warning about this issue:</p> <pre>extern int x; int x = 0; extern void foo (void); void foo (void) {} static void bar1 (void){} static void bar2 (void); void bar2 (void) {}</pre>


MISRAC2012-Rule-8.5_a

Synopsis	Multiple declarations of the same external object or function were found.
Enabled by default	Yes

Severity/Certainty	Low/Medium 
Full description	(Required) An external object or function shall be declared once in one and only one file. This check is identical to MISRAC2004-8.8_a.
Coding standards	MISRA C:2004 8.8 (Required) An external object or function shall be declared in one and only one file. MISRA C:2012 Rule-8.5 (Required) An external object or function shall be declared once in one and only one file
Code examples	The following code example fails the check and will give a warning: <pre>#include"example.fail.h" int x; extern int x; extern int x; extern void fun(void); void fun(void) { }</pre> The following code example passes the check and will not give a warning about this issue: <pre>#include"example.pass.h" int x = 1; void fun(void) { }</pre>


MISRAC2012-Rule-8.5_b

Synopsis	Multiple declarations of the same external object or function were found.
Enabled by default	Yes

Severity/Certainty	<p>Low/Medium</p> 
Full description	<p>(Required) An external object or function shall be declared once in one and only one file. This check is identical to MISRAC2004-8.8_b. This is a link analysis check.</p>
Coding standards	<p>MISRA C:2004 8.8</p> <p>(Required) An external object or function shall be declared in one and only one file.</p> <p>MISRA C:2012 Rule-8.5</p> <p>(Required) An external object or function shall be declared once in one and only one file</p>
Code examples	<p>The following code example fails the check and will give a warning:</p> <pre> /* file2.c extern int foo(int m); */ extern int foo(int m); </pre> <p>The following code example passes the check and will not give a warning about this issue:</p> <pre> /* file1.c extern int foo(int m); */ int foo(int m) { return m; } </pre>

MISRAC2012-Rule-8.6

Synopsis	Multiple definitions or no definition were found for an external object or function.
Enabled by default	Yes

Severity/Certainty	Low/Medium 
Full description	(Required) An identifier with external linkage shall have exactly one external definition. Note: This check is not part of C-STAT but detected by the IAR linker.
Coding standards	MISRA C:2004 8.8 (Required) An external object or function shall be declared in one and only one file. MISRA C:2012 Rule-8.6 (Required) An identifier with external linkage shall have exactly one external definition
Code examples	The following code example fails the check and will give a warning: <pre>int foo(int v); int example() { return foo(3); }</pre> <p>The following code example passes the check and will not give a warning about this issue:</p> <pre>extern int x; extern void example(void); int x = 1; void example(void) { }</pre>

MISRAC2012-Rule-8.7

Synopsis	An externally linked object or function was found referenced in only one translation unit.
Enabled by default	No

Severity/Certainty

Low/Medium



Full description

(Advisory) Functions and objects should not be defined with external linkage if they are referenced in only one translation unit. This check is identical to MISRAC2004-8.10. This is a link analysis check.

Coding standards

MISRA C:2004 8.10

(Required) All declarations and definitions of objects or functions at file scope shall have internal linkage unless external linkage is required.

MISRA C:2012 Rule-8.7

(Advisory) Functions and objects should not be defined with external linkage if they are referenced in only one translation unit

Code examples

The following code example fails the check and will give a warning:

```

/* file1.c
static void example (void) {
    // dummy function
}
*/

/* extern linkage */
extern int x;

/* static linkage */
static void foo(void) {
    /* only referenced here */
    x = 1;
}

```

The following code example passes the check and will not give a warning about this issue:


```

/* static linkage */
static int x;

/* static linkage */
static void foo(void) {
    /* no linkage */
    int y = (x++);
    if(y < 10)
        foo();
}

```

MISRAC2012-Rule-8.9_a

Synopsis	A global object was found that is only referenced from a single function.
Enabled by default	No
Severity/Certainty	Low/Medium 
Full description	(Advisory) An object should be defined at block scope if its identifier only appears in a single function.
Coding standards	MISRA C:2012 Rule-8.9 (Advisory) An object should be defined at block scope if its identifier only appears in a single function
Code examples	The following code example fails the check and will give a warning: <pre> static int i = 10; // this object is only used inside the example function int example(void) { return i; } void main() { printf("example() = %d\n", example()); } </pre> <p>The following code example passes the check and will not give a warning about this issue:</p>


```

int example(void) {
    int i = 10; // this object is only used inside the example
function
    return i;
}

void main() {
    printf("example() = %d\n", example());
}

```

MISRAC2012-Rule-8.9_b

Synopsis	A global object was found that is only referenced from a single function.
Enabled by default	No
Severity/Certainty	Low/Medium 
Full description	(Advisory) An object should be defined at block scope if its identifier only appears in a single function. This check is identical to MISRAC2004-8.7. This is a link analysis check.
Coding standards	MISRA C:2004 8.7 (Required) Objects shall be defined at block scope if they are only accessed from within a single function. MISRA C:2012 Rule-8.9 (Advisory) An object should be defined at block scope if its identifier only appears in a single function
Code examples	The following code example fails the check and will give a warning:


```
static int i = 10; // this object is only used inside the example
function
```

```
int example(void) {
    return i;
}
```


```
void main() {
    printf("example() = %d\n", example());
}
```

The following code example passes the check and will not give a warning about this issue:

```
int example(void) {
    int i = 10; // this object is only used inside the example
function
    return i;
}
```

```
void main() {
    printf("example() = %d\n", example());
}
```


MISRAC2012-Rule-8.10

Synopsis	Inline functions were found that are not declared as static.
Enabled by default	Yes
Severity/Certainty	Medium/Medium 
Full description	(Required) An inline function shall be declared with the static storage class.
Coding standards	MISRA C:2012 Rule-8.10 (Required) An inline function shall be declared with the static storage class
Code examples	The following code example fails the check and will give a warning: <pre>inline int example(int a) { return a + 1; }</pre>

The following code example passes the check and will not give a warning about this issue:


```
inline static int example(int a) {
    return a + 1;
}
```

MISRAC2012-Rule-8.11


Synopsis	One or more external arrays are declared without their size being stated explicitly or defined implicitly by initialization.
Enabled by default	No
Severity/Certainty	Low/Medium 
Full description	(Advisory) When an array with external linkage is declared, its size should be explicitly specified. This check is identical to MISRAC2004-8.12, MISRAC++2008-3-1-3.
Coding standards	MISRA C:2004 8.12 (Required) When an array is declared with external linkage, its size shall be stated explicitly or defined implicitly by initialization. MISRA C:2012 Rule-8.11 (Advisory) When an array with external linkage is declared, its size should be explicitly specified MISRA C++ 2008 3-1-3 (Required) When an array is declared, its size shall either be stated explicitly or defined implicitly by initialization.
Code examples	The following code example fails the check and will give a warning: <pre>extern int a[];</pre> The following code example passes the check and will not give a warning about this issue:

```
extern int a[10];
extern int b[] = { 0, 1, 2 };
```

MISRAC2012-Rule-8.12


Synopsis	A duplicated implicit enumeration constant was found.
Enabled by default	Yes
Severity/Certainty	Medium/Medium 
Full description	(Required) The value of an implicitly-specified enumeration constant shall be unique.
Coding standards	MISRA C:2012 Rule-8.12 (Required) Within an enumerator list, the value of an implicitly-specified enumeration constant shall be unique
Code examples	The following code example fails the check and will give a warning: <pre>/* skink equals to geko */ enum lizards { goanna = 1, parentie = 2, skink, geko = 3 };</pre> The following code example passes the check and will not give a warning about this issue: <pre>enum lizards { goanna, parentie, skink = 3, geko = 3 };</pre>

MISRAC2012-Rule-8.13

Synopsis	A pointer was found that is not const-qualified.
Enabled by default	No
Severity/Certainty	Low/Medium 


Full description	(Advisory) A pointer should be const-qualified whenever possible.
Coding standards	MISRA C:2012 Rule-8.13 (Advisory) A pointer should point to a const-qualified type whenever possible
Code examples	<p>The following code example fails the check and will give a warning:</p> <pre>int example(int *p) { return *p; }</pre> <p>The following code example passes the check and will not give a warning about this issue:</p> <pre>int example(const int *p) { return *p; }</pre>

MISRAC2012-Rule-8.14

Synopsis	The <code>restrict</code> type qualifier was found used in function parameters.
Enabled by default	Yes
Severity/Certainty	Medium/Medium 
Full description	(Required) The <code>restrict</code> type qualifier shall not be used.
Coding standards	MISRA C:2012 Rule-8.14 (Required) The <code>restrict</code> type qualifier shall not be used
Code examples	<p>The following code example fails the check and will give a warning:</p> <pre>void example(void * restrict p, void * restrict q, int n) { printf("Bad function!\n"); }</pre> <p>The following code example passes the check and will not give a warning about this issue:</p>

```
void example(void * p, void * q, int n) {
    printf("Bad function!\n");
}
```

MISRAC2012-Rule-8.15


Synopsis	Found different explicit alignment specification.
Enabled by default	Yes
Severity/Certainty	Medium/Medium 
Full description	(Required) All declarations of an object with an explicit alignment specification shall specify the same alignment. This is a link analysis check.
Coding standards	MISRA C:2012 Rule-8.15 (Required) All declarations of an object with an explicit alignment specification shall specify the same alignment
Code examples	The following code example fails the check and will give a warning: <pre>#include "example.h" /* example.h #include <stdint.h> #include <stdalign.h> */ extern alignas (8) int32_t x; /* Non-compliant - not consistently explicit */ alignas (16) int32_t y; /* Compliant */</pre> <p>The following code example passes the check and will not give a warning about this issue:</p>

```
#include "example.h"

/* example.h
#include <stdint.h>
#include <stdalign.h>
*/

alignas (16) int32_t x; /* Non-compliant - not consistently
explicit */
alignas (16) int32_t y; /* Compliant */
```


MISRAC2012-Rule-8.16

Synopsis	Found alignment specification of zero.
Enabled by default	No
Severity/Certainty	Medium/Medium 
Full description	(Advisory) The alignment specification of zero should not appear in an object declaration.
Coding standards	MISRA C:2012 Rule-8.16 (Advisory) The alignment specification of zero should not appear in an object declaration
Code examples	The following code example fails the check and will give a warning: <pre>#include <stdint.h> #include <stdalign.h> alignas (0) int32_t c; /* Non-compliant: zero-alignment specification */</pre> <p>The following code example passes the check and will not give a warning about this issue:</p>


```
#include <stdint.h>
#include <stdalign.h>

int32_t a; /* Compliant: no alignment specification */
alignas(16) int32_t b; /* Compliant: explicit non-zero alignment
specification */
```


MISRAC2012-Rule-8.17

Synopsis	Found multiple alignment specifications.
Enabled by default	No
Severity/Certainty	Medium/Medium 
Full description	(Advisory) At most one explicit alignment specifier should appear in an object declaration.
Coding standards	MISRA C:2012 Rule-8.17 (Advisory) At most one explicit alignment specifier should appear in an object declaration
Code examples	The following code example fails the check and will give a warning: <pre>#include <stdint.h> #include <stdalign.h> alignas(16) alignas(8) int32_t c; /* Non-compliant - two alignment specifiers */</pre> <p>The following code example passes the check and will not give a warning about this issue:</p> <pre>#include <stdint.h> #include <stdalign.h> int32_t a; /* Compliant - no alignment specifier */ alignas(16) int32_t b; /* Compliant - one alignment specifier */</pre>


MISRAC2012-Rule-9.1_a

Synopsis	A possible dereference of an uninitialized or NULL pointer was found.
Enabled by default	Yes
Severity/Certainty	Low/High 
Full description	(Mandatory) The value of an object with automatic storage duration shall not be read before it has been set. This check is identical to PTR-uninit-pos, CERT-EXP33-C_c.
Coding standards	CERT EXP33-C <p style="margin-left: 40px;">Do not reference uninitialized memory</p> <p>CWE 457</p> <p style="margin-left: 40px;">Use of Uninitialized Variable</p> <p>CWE 824</p> <p style="margin-left: 40px;">Access of Uninitialized Pointer</p> <p>MISRA C:2012 Rule-9.1</p> <p style="margin-left: 40px;">(Mandatory) The value of an object with automatic storage duration shall not be read before it has been set</p>
Code examples	The following code example fails the check and will give a warning: <pre>void example(void) { int *p; *p = 4; //p is uninitialized }</pre> <p>The following code example passes the check and will not give a warning about this issue:</p> <pre>void example(void) { int *p,a; p = &a; *p = 4; //OK - p holds a valid address }</pre>

MISRAC2012-Rule-9.1_b

Synopsis	Read accesses from local buffers were found that are not preceded by writes.
Enabled by default	Yes
Severity/Certainty	High/Medium 
Full description	(Mandatory) The value of an object with automatic storage duration shall not be read before it has been set. This check is identical to MISRAC2004-1.2_a, SPC-uninit-arr-all, CERT-EXP33-C_d.
Coding standards	CERT EXP33-C Do not reference uninitialized memory CWE 457 Use of Uninitialized Variable MISRA C:2004 1.2 (Required) No reliance shall be placed on undefined or unspecified behavior. MISRA C:2012 Rule-9.1 (Mandatory) The value of an object with automatic storage duration shall not be read before it has been set
Code examples	The following code example fails the check and will give a warning: <pre>void example() { int a[20]; int b = a[1]; }</pre> The following code example passes the check and will not give a warning about this issue: <pre>extern void f(int*); void example() { int a[20]; f(a); int b = a[1]; }</pre>

MISRAC2012-Rule-9.1_d

Synopsis	A field of a local struct is read before it is initialized.
Enabled by default	Yes
Severity/Certainty	High/Medium 
Full description	(Mandatory) The value of an object with automatic storage duration shall not be read before it has been set. This check is identical to MISRAC2004-1.2_b, SPC-uninit-struct-field, CERT-EXP33-C_e.
Coding standards	CERT EXP33-C <p style="margin-left: 40px;">Do not reference uninitialized memory</p> <p>CWE 457</p> <p style="margin-left: 40px;">Use of Uninitialized Variable</p> <p>MISRA C:2012 Rule-9.1</p> <p style="margin-left: 40px;">(Mandatory) The value of an object with automatic storage duration shall not be read before it has been set</p>
Code examples	The following code example fails the check and will give a warning: <pre> struct st { int x; int y; }; void example(void) { int a; struct st str; a = str.x; } </pre> <p>The following code example passes the check and will not give a warning about this issue:</p>


```

struct st {
    int x;
    int y;
};

void example(void) {
    int a;
    struct st str;
    str.x = 0;
    a = str.x;
}

```

MISRAC2012-Rule-9.1_e

Synopsis	On all execution paths, there is a variable that is read before it is assigned a value.
Enabled by default	Yes
Severity/Certainty	High/High 
Full description	(Mandatory) The value of an object with automatic storage duration shall not be read before it has been set. This check is identical to SPC-uninit-var-all, MISRAC2004-9.1_a, MISRAC++2008-8-5-1_a.
Coding standards	CERT EXP33-C Do not reference uninitialized memory CWE 457 Use of Uninitialized Variable MISRA C:2004 9.1 (Required) All automatic variables shall have been assigned a value before being used. MISRA C:2012 Rule-9.1 (Mandatory) The value of an object with automatic storage duration shall not be read before it has been set MISRA C++ 2008 8-5-1

(Required) All variables shall have a defined value before they are used.

Code examples

The following code example fails the check and will give a warning:

```
int main(void) {
    int x;
    x++; //x is uninitialized
    return 0;
}
```

The following code example passes the check and will not give a warning about this issue:

```
int main(void) {
    int x = 0;
    x++;
    return 0;
}
```

MISRAC2012-Rule-9.2

Synopsis

An initializer for an aggregate or union was found that is not enclosed in braces.

Enabled by default

Yes

Severity/Certainty

Medium/Medium



Full description

(Required) The initializer for an aggregate or union shall be enclosed in braces.

Coding standards

MISRA C:2012 Rule-9.2

(Required) The initializer for an aggregate or union shall be enclosed in braces

Code examples

The following code example fails the check and will give a warning:

```
void example(void) {
    int a[2][2] = { 1, 2, 3, 4 };
}
```

The following code example passes the check and will not give a warning about this issue:

```
void example(void) {
    int a[2][2] = { { 1, 2 }, { 3, 4 } };
}
```

MISRAC2012-Rule-9.3

Synopsis Arrays were found that are partially initialized.

Enabled by default Yes

Severity/Certainty Medium/Medium



Full description (Required) Arrays shall not be partially initialized.

Coding standards MISRA C:2012 Rule-9.3
(Required) Arrays shall not be partially initialized

Code examples The following code example fails the check and will give a warning:

```
void example(void) {
    int y[3][3] = { { 1, 2, 3 }, { 4, 5, 6 } };
}
```


The following code example passes the check and will not give a warning about this issue:

```
void example(void) {
    int y[3][2] = { { 1, 2 }, { 3, 4 }, { 5, 6 } };
}
```

MISRAC2012-Rule-9.4


Synopsis An object field was found that is initialized more than once. The last initialization will overwrite previous value(s).

Enabled by default Yes

Severity/Certainty	Medium/Medium 
Full description	(Required) An element of an object shall not be initialized more than once.
Coding standards	MISRA C:2012 Rule-9.4 (Required) An element of an object shall not be initialized more than once


Code examples	The following code example fails the check and will give a warning: <pre>struct example { int x; int y; }; struct example object = { .x = 100, .x = 200 }; // object = { .x = 100, .y = 0 };</pre> The following code example passes the check and will not give a warning about this issue: <pre>struct example { int x; int y; }; struct example object = { .x = 100, .y = 200 }; // object = { .x = 100, .y = 200 };</pre>
---------------	---

MISRAC2012-Rule-9.5_a

Synopsis	Arrays, initialized with designated initializers but with no fixed length, were found.
Enabled by default	Yes
Severity/Certainty	Medium/Medium 

Full description	(Required) Where designated initializers are used to initialize an array object the size of the array shall be specified explicitly.
Coding standards	MISRA C:2012 Rule-9.5 (Required) Where designated initializers are used to initialize an array object the size of the array shall be specified explicitly
Code examples	The following code example fails the check and will give a warning: <pre>void example(void) { int a1[] = { [0] = 1 }; }</pre> The following code example passes the check and will not give a warning about this issue: <pre>void example(void) { int a1[10] = { [0] = 1 }; }</pre>

MISRAC2012-Rule-9.5_b

Synopsis	A flexible array member was found that is initialized with a designated initializer.
Enabled by default	Yes
Severity/Certainty	Medium/Medium 
Full description	(Required) Where designated initializers are used to initialize an array object the size of the array shall be specified explicitly.
Coding standards	MISRA C:2012 Rule-9.5 (Required) Where designated initializers are used to initialize an array object the size of the array shall be specified explicitly
Code examples	The following code example fails the check and will give a warning:

```

struct A {
    int x;
    int y [];
};
struct A a1 = {1, {[1]=2}};

void example (void) {

}

```

The following code example passes the check and will not give a warning about this issue:

```


struct A {
    int x;
    int y [2];
};
struct A a1 = {1, {[1]=2}};

void example (void) {

}

```

MISRAC2012-Rule-9.6

Synopsis	Chained designators initializer without designators.
Enabled by default	Yes
Severity/Certainty	Medium/Medium 
Full description	(Required) An initializer using chained designators shall not contain initializers without designators.
Coding standards	MISRA C:2012 Rule-9.6 (Required) An initializer using chained designators shall not contain initializers without designators
Code examples	The following code example fails the check and will give a warning:


```

struct S {
    int x;
    int y;
};

struct T {
    int w;
    struct S s;
    int z;
};

void example() {
    /* Non-compliant - chained designators and implicit positional
    initializers mixed */
    struct T tt = {
        1,
        .s.x = 2, /* To a human reader, this looks like .z is being
        initialized */
        3, /* tt is actually initialized as { 1, { 2, 3 }, 0 } */
    }; /* This also violates Rule 9.2 */
}

```

The following code example passes the check and will not give a warning about this issue:

```


struct S {
    int x;
    int y;
};

struct T {
    int w;
    struct S s;
    int z;
};


void example() {
    /* Compliant */
    struct T tt = {
        .w = 1,
        .s.x = 2,
        .s.y = 3,
        .z = 3,
    };
}

```

MISRAC2012-Rule-9.7


Synopsis	Uninitialized Atomic object accessed.
Enabled by default	Yes
Severity/Certainty	Medium/Medium 
Full description	(Mandatory) Atomic objects shall be appropriately initialized before being accessed.
Coding standards	MISRA C:2012 Rule-9.7 (Mandatory) Atomic objects shall be appropriately initialized before being accessed
Code examples	The following code example fails the check and will give a warning: <pre>void example() { _Atomic int ai2; ai2 = 777; /* Non-compliant - not initialized by atomic_init */ }</pre> <p>The following code example passes the check and will not give a warning about this issue:</p> <pre>_Atomic int g_ai1; /* Compliant - default initialization */</pre>

MISRAC2012-Rule-10.1_R1

Synopsis	An expression of essentially floating type point type is used on a non-compliant operand.
Enabled by default	Yes
Severity/Certainty	Medium/Medium 

Full description	(Required) Operands shall not be of an inappropriate essential type. Note: This check is not part of C-STAT but detected by the IAR compiler.
Coding standards	MISRA C:2012 Rule-10.1 (Required) Operands shall not be of an inappropriate essential type
Code examples	The following code example fails the check and will give a warning: <pre>float f() { float f = 1.0; if(f & 2U); return f << 2; }</pre> <p>The following code example passes the check and will not give a warning about this issue:</p> <pre>float f() { float f1; float f2; return f1 + f2; }</pre>

MISRAC2012-Rule-10.1_R2

Synopsis	An operand was found that is not of essentially Boolean type, despite being interpreted as a Boolean value.
Enabled by default	Yes
Severity/Certainty	Medium/Medium 
Full description	(Required) Operands shall not be of an inappropriate essential type.
Coding standards	MISRA C:2012 Rule-10.1 (Required) Operands shall not be of an inappropriate essential type
Code examples	The following code example fails the check and will give a warning:

```
void example(void) {
    int d, c, b, a;

    d = ( c & a ) && b;
}

```

The following code example passes the check and will not give a warning about this issue:


```
typedef charboolean_t; /* Compliant: Boolean-by-enforcement */

void example(void)
{
    boolean_t d;
    boolean_t c = 1;
    boolean_t b = 0;
    boolean_t a = 1;

    d = ( c && a ) && b;
}

```

MISRAC2012-Rule-10.1_R3

Synopsis	An operand was found that is of essentially Boolean type, despite being interpreted as a numeric value.
Enabled by default	Yes
Severity/Certainty	Medium/Medium 
Full description	(Required) Operands shall not be of an inappropriate essential type.
Coding standards	MISRA C:2012 Rule-10.1 (Required) Operands shall not be of an inappropriate essential type
Code examples	The following code example fails the check and will give a warning:

```
void func(bool b)
{
    bool x;
    bool y;
    y = x % b;
}
```

The following code example passes the check and will not give a warning about this issue:


```
typedef charboolean_t; /* Compliant: Boolean-by-enforcement */

void example(void)
{
    boolean_t d;
    boolean_t c = 1;
    boolean_t b = 0;
    boolean_t a = 1;

    d = ( c && a ) && b;
}

void func()
{
    bool x;
    bool y;
    y = x && y;
}
```

MISRAC2012-Rule-10.1_R4

Synopsis	An operand was found that is of essentially character type, despite being interpreted as a numeric value.
Enabled by default	Yes
Severity/Certainty	Medium/Medium
	
Full description	(Required) Operands shall not be of an inappropriate essential type.
Coding standards	MISRA C:2012 Rule-10.1

(Required) Operands shall not be of an inappropriate essential type

Code examples


The following code example fails the check and will give a warning:

```
void example(void) {
    char a = 'a';
    char b = 'b';
    char c;
    c = a * b;
}
```

The following code example passes the check and will not give a warning about this issue:

```
void example(void) {
    char a = 'a';
    char b = 'b';
    char c;
    c = a + b;
}
```

MISRAC2012-Rule-10.1_R5

Synopsis	An operand that is of essentially enum type is used in an arithmetic operation, because an enum object uses an implementation-defined integer type.
Enabled by default	Yes
Severity/Certainty	Medium/Medium 
Full description	(Required) Operands shall not be of an inappropriate essential type.
Coding standards	MISRA C:2012 Rule-10.1 (Required) Operands shall not be of an inappropriate essential type
Code examples	The following code example fails the check and will give a warning:

```
enum ens { ONE, TWO, THREE };


void func(ens b)
{
    ens x;
    bool y;
    y = x | b;
}
```

The following code example passes the check and will not give a warning about this issue:

```
enum ens { ONE, TWO, THREE };

void func(ens b)
{
    ens y;
    y = b;
}
```

MISRAC2012-Rule-10.1_R6

Synopsis	Shift and bitwise operations were found performed on operands of essentially signed type.
Enabled by default	Yes
Severity/Certainty	Medium/Medium 
Full description	(Required) Operands shall not be of an inappropriate essential type.
Coding standards	MISRA C:2012 Rule-10.1 (Required) Operands shall not be of an inappropriate essential type
Code examples	The following code example fails the check and will give a warning:


```
void example(void) {
    int x = -(1U);

    x ^ 1;
    x & 0x7F;
    ((unsigned int)x) & 0x7F;
}
```

The following code example passes the check and will not give a warning about this issue:

```
void example(void) {
    int x = -1;
    ((unsigned int)x) ^ 1U;
    2U ^ 1U;
    ((unsigned int)x) & 0x7FU;
    ((unsigned int)x) & 0x7FU;
}
```


MISRAC2012-Rule-10.1_R7

Synopsis	The right-hand operand of a shift operator is not of essentially unsigned type.
Enabled by default	Yes
Severity/Certainty	Medium/Medium 
Full description	(Required) Operands shall not be of an inappropriate essential type. The right-hand operand of a shift operator is not of essentially unsigned type, meaning that undefined behavior might result from a negative shift.
Coding standards	MISRA C:2012 Rule-10.1 (Required) Operands shall not be of an inappropriate essential type
Code examples	The following code example fails the check and will give a warning: <pre>void example(void) { int a; unsigned int b; b << a; }</pre>

The following code example passes the check and will not give a warning about this issue:

```
void example(void) {
    unsigned int a;
    unsigned int b;
    b << a;
}
```

MISRAC2012-Rule-10.1_R8

Synopsis	An operand of essentially unsigned typed is used as the operand to the unary minus operator.
Enabled by default	Yes
Severity/Certainty	Medium/Medium 
Full description	(Required) Operands shall not be of an inappropriate essential type. An operand of essentially unsigned typed is used as the operand to the unary minus operator. This is problematic because the signedness of the result is determined by the implementation-defined size of int. This check is identical to MISRAC++2008-5-3-2, MISRAC2004-12.9.
Coding standards	MISRA C:2004 12.9 (Required) The unary minus operator shall not be applied to an expression whose underlying type is unsigned. MISRA C:2012 Rule-10.1 (Required) Operands shall not be of an inappropriate essential type MISRA C++ 2008 5-3-2 (Required) The unary minus operator shall not be applied to an expression whose underlying type is unsigned.
Code examples	The following code example fails the check and will give a warning:

```
void example(void) {
    unsigned int max = -1U;
    // use max = ~0U;
}
```

The following code example passes the check and will not give a warning about this issue:

```
void example(void) {
    int neg_one = -1;
}
```

MISRAC2012-Rule-10.1_R10

Synopsis An operand of essentially floating type is used as the operand to equal or not equal operator.

Enabled by default Yes

Severity/Certainty Medium/Medium



Full description (Required) The inherent nature of floating-point types is such that comparisons of equality will often not evaluate to true even when they are expected to.

Coding standards MISRA C:2012 Rule-10.1
(Required) Operands shall not be of an inappropriate essential type

Code examples The following code example fails the check and will give a warning:

```
void example(int n)
{
    float f = 3.0f;
    if (f == n); /* fail, comparison of a float and an int */
}
```

The following code example passes the check and will not give a warning about this issue:

```
void example(int n)
{
    float f = 3.0f;
    if (f > n); /* pass, comparison of a float and an int */
}
```

MISRAC2012-Rule-10.2

Synopsis Expressions of essentially character type were found used inappropriately in addition and subtraction operations.

Enabled by default Yes

Severity/Certainty Medium/Medium



Full description (Required) Expressions of essentially character type shall not be used inappropriately in addition and subtraction operations.

Coding standards MISRA C:2012 Rule-10.2
(Required) Expressions of essentially character type shall not be used inappropriately in addition and subtraction operations


Code examples The following code example fails the check and will give a warning:

```
void example(void) {
    char a = '9';
    char c = a + '0';
}
```

The following code example passes the check and will not give a warning about this issue:


```
void example(void) {
    int a = 9;
    char dig = a + '0';
}
```

MISRAC2012-Rule-10.3


Synopsis	The value of an expression was found assigned to an object with a narrower essential type or a different essential type category.
Enabled by default	Yes
Severity/Certainty	Medium/Medium 
Full description	(Required) The value of an expression shall not be assigned to an object with a narrower essential type or of a different essential type category
Coding standards	MISRA C:2012 Rule-10.3 (Required) The value of an expression shall not be assigned to an object with a narrower essential type or of a different essential type category
Code examples	The following code example fails the check and will give a warning: <pre>void example(void) { char a = 'a'; unsigned int b = 10; b = a; }</pre> <p>The following code example passes the check and will not give a warning about this issue:</p> <pre>void example(void) { unsigned int a = 10; unsigned int b = 5; b = a; }</pre>

MISRAC2012-Rule-10.4_a

Synopsis	Operands of an operator in which the usual arithmetic conversions are performed were found, that do not have the same essential type category.
Enabled by default	Yes

Severity/Certainty	Medium/Medium 
Full description	(Required) Both operands of an operator in which the usual arithmetic conversions are performed shall have the same essential type category.
Coding standards	MISRA C:2012 Rule-10.4 (Required) Both operands of an operator in which the usual arithmetic conversions are performed shall have the same essential type category
Code examples	The following code example fails the check and will give a warning: <pre>void example(void) { unsigned int a = 5; float f = 0.001f; a + f; }</pre> The following code example passes the check and will not give a warning about this issue: <pre>void example(void) { int a = 10; int b = 10; a + b; }</pre>

MISRAC2012-Rule-10.4_b

Synopsis	The second and third operands of the ternary operator do not have the same essential type category.
Enabled by default	Yes
Severity/Certainty	Medium/Low 
Full description	(Required) The second and third operands of the ternary operator shall have the same essential type category.

Coding standards MISRA C:2012 Rule-10.4
 (Required) Both operands of an operator in which the usual arithmetic conversions are performed shall have the same essential type category

Code examples The following code example fails the check and will give a warning:

```
void example(void) {
    int x;
    float y;
    int z = (x > 0)?x:y;
}
```

The following code example passes the check and will not give a warning about this issue:

```
void example(void) {
    int x;
    float y;
    int z = (x > 0)?x:(x+1);
}
```

MISRAC2012-Rule-10.5

Synopsis A value of an expression was found that is cast to an inappropriate essential type.

Enabled by default No

Severity/Certainty Low/Medium



Full description (Advisory) The value of an expression should not be cast to an inappropriate essential type.

Coding standards MISRA C:2012 Rule-10.5
 (Advisory) The value of an expression should not be cast to an inappropriate essential type

Code examples The following code example fails the check and will give a warning:

```
#include <stdbool.h>


void example(void) {
    bool a = false;
    int s32a = (int) a;
}
```

The following code example passes the check and will not give a warning about this issue:

```
#include <stdbool.h>

void example(void) {
    bool a = false;
    bool b = (bool) a;
}
```

MISRAC2012-Rule-10.6

Synopsis	The value of a composite expression is assigned to an object with wider essential type.
Enabled by default	Yes
Severity/Certainty	Medium/Medium 
Full description	(Required) The value of a composite expression shall not be assigned to an object with wider essential type
Coding standards	MISRA C:2012 Rule-10.6 (Required) The value of a composite expression shall not be assigned to an object with wider essential type
Code examples	The following code example fails the check and will give a warning:

```
#include <stdint.h>


void example(void) {
    uint16_t a = 5;
    uint16_t b = 10;
    uint32_t c;
    c = a + b;
}
```

The following code example passes the check and will not give a warning about this issue:

```
#include <stdint.h>

void example(void) {
    uint16_t a;
    uint16_t b;
    b = a + a;
}
```

MISRAC2012-Rule-10.7


Synopsis	An operator in which the usual arithmetic conversions are performed was found, where a composite expression is used as one of the operands, but the other operand is of wider essential type.
Enabled by default	Yes
Severity/Certainty	Medium/Medium 
Full description	(Required) If a composite expression is used as one operand of an operator in which the usual arithmetic conversions are performed then the other operand shall not have wider essential type
Coding standards	MISRA C:2012 Rule-10.7 (Required) If a composite expression is used as one operand of an operator in which the usual arithmetic conversions are performed then the other operand shall not have wider essential type
Code examples	The following code example fails the check and will give a warning:


```
void example(long l, short s) {
    l * ( s + s ); /* Implicit conversion of (ua + ua) */
}
```

The following code example passes the check and will not give a warning about this issue:

```
void example(long l, short s) {
    l * s + s; /* No composite conversion */
}
```


MISRAC2012-Rule-10.8

Synopsis	A composite expression was found whose value is cast to a different essential type category or a wider essential type.
Enabled by default	Yes
Severity/Certainty	Medium/Medium 
Full description	(Required) The value of a composite expression shall not be cast to a different essential type category or a wider essential type
Coding standards	MISRA C:2012 Rule-10.8 (Required) The value of a composite expression shall not be cast to a different essential type category or a wider essential type
Code examples	The following code example fails the check and will give a warning: <pre>void example(void) { int s16a = 3; int s16b = 3; // arithmetic makes it a complex expression long long x = (long long)(s16a + s16b); }</pre> <p>The following code example passes the check and will not give a warning about this issue:</p>

```
void example(void) {
    int array[10];

    // A non complex expression is considered safe
    long x = (long)(array[5]);
}
```

MISRAC2012-Rule-11.1

Synopsis	Conversion between a pointer to a function and another type were found.
Enabled by default	Yes
Severity/Certainty	Medium/Medium 
Full description	(Required) Conversions shall not be performed between a pointer to a function and any other type This check is identical to CERT-EXP39-C_b.
Coding standards	CERT EXP39-C Do not access a variable through a pointer of an incompatible type MISRA C:2012 Rule-11.1 (Required) Conversions shall not be performed between a pointer to a function and any other type
Code examples	The following code example fails the check and will give a warning: <pre>#include <stdlib.h> void example(void) { int (*fptr)(int,int); (int*)fptr; }</pre> The following code example passes the check and will not give a warning about this issue:


```

typedef void ( *fp16 ) ( int n );
typedef fp16 ( *pfp16 ) ( void );

void example(void) {
    pfp16 pfp1;
    ( void ) ( *pfp1 ( ) ); /* Compliant - exception 2 - cast
function
                                * pointer into void */
}

```

MISRAC2012-Rule-11.2

Synopsis	A conversion from or to an incomplete type pointer was found.
Enabled by default	Yes
Severity/Certainty	Medium/Medium 
Full description	(Required) Conversions shall not be performed between a pointer to an incomplete type and any other types. This check is identical to CERT-EXP39-C_c.
Coding standards	CERT EXP39-C Do not access a variable through a pointer of an incompatible type MISRA C:2012 Rule-11.2 (Required) Conversions shall not be performed between a pointer to an incomplete type and any other type
Code examples	The following code example fails the check and will give a warning: <pre> struct a; struct b; void example(void) { struct a * p1; struct b * p2; unsigned int x; p1 = (struct a *) 0x12345678; x = (unsigned int) p2; p1 = (struct a *) p2; } </pre>


The following code example passes the check and will not give a warning about this issue:

```
#include <stdlib.h>

struct a;
extern struct a *f (void);

void example(void) {
    struct a * p;
    unsigned int x;
    /* exception 1: NULL -> incomplete type ptr */
    p = (struct a *) NULL;
    /* exception 2: incomplete type ptr -> void */
    (void) f();
}
```

MISRAC2012-Rule-11.3

Synopsis	A pointer to object type is cast to a pointer to a different object type.
Enabled by default	Yes
Severity/Certainty	Low/Medium 
Full description	(Required) A cast shall not be performed between a pointer to object type and a pointer to a different object type A pointer to object type is cast to a pointer to a different object type. Conversions of this type might be invalid if the new pointer type requires a stricter alignment. This check is identical to CERT-EXP39-C_d.
Coding standards	CERT EXP39-C <p style="margin-left: 40px;">Do not access a variable through a pointer of an incompatible type</p> MISRA C:2012 Rule-11.3 <p style="margin-left: 40px;">(Required) A cast shall not be performed between a pointer to object type and a pointer to a different object type</p>
Code examples	The following code example fails the check and will give a warning:

```
typedef unsigned int uint32_t;
typedef unsigned char uint8_t;


void example(void) {
    uint8_t * p1;
    uint32_t * p2;
    p2 = (uint32_t *)p1;
}
```

The following code example passes the check and will not give a warning about this issue:

```
typedef unsigned int uint32_t;
typedef unsigned char uint8_t;

void example(void) {
    uint8_t * p1;
    uint8_t * p2;
    p2 = (uint8_t *)p1;
}
```

MISRAC2012-Rule-11.4

Synopsis	A cast between a pointer type and an integral type was found.
Enabled by default	No
Severity/Certainty	Low/Medium 
Full description	(Advisory) A conversion should not be performed between a pointer to object and an integer type This check is identical to MISRAC2004-11.3, MISRAC++2008-5-2-9.
Coding standards	MISRA C:2004 11.3 (Advisory) A cast should not be performed between a pointer type and an integral type. MISRA C:2012 Rule-11.4 (Advisory) A conversion should not be performed between a pointer to object and an integer type MISRA C++ 2008 5-2-9

(Advisory) A cast should not convert a pointer type to an integral type.

Code examples

The following code example fails the check and will give a warning:

```
void example(void) {
    int *p;
    int x;
    x = (int)p;
}
```

The following code example passes the check and will not give a warning about this issue:

```
void example(void) {
    int *p;
    int *x;
    x = p;
}
```

MISRAC2012-Rule-11.5

Synopsis

A conversion from a pointer to void into a pointer to object was found.

Enabled by default

No

Severity/Certainty

Medium/Medium



Full description

(Advisory) A conversion should not be performed from pointer to void into pointer to object. This check is identical to CERT-EXP36-C_b.

Coding standards

CERT EXP36-C

Do not convert pointers into more strictly aligned pointer types

MISRA C:2012 Rule-11.5

(Advisory) A conversion should not be performed from pointer to void into pointer to object

Code examples


The following code example fails the check and will give a warning:

```
void example(void) {
    int * x;
    void * y;
    x = y;
}
```

The following code example passes the check and will not give a warning about this issue:


```
void example(void) {}
```

MISRAC2012-Rule-11.6


Synopsis	A conversion between a pointer to void and an arithmetic type was found.
Enabled by default	Yes
Severity/Certainty	Medium/Medium 
Full description	(Required) A cast shall not be performed between pointer to void and an arithmetic type.
Coding standards	MISRA C:2012 Rule-11.6 (Required) A cast shall not be performed between pointer to void and an arithmetic type
Code examples	The following code example fails the check and will give a warning: <pre>void example(void) { void * x; unsigned int y; x = (void *) 0x12345678; y = (unsigned int) x; }</pre> <p>The following code example passes the check and will not give a warning about this issue:</p>

```
void example(void) {
    void * x;
    void * y;
    x = (void *) y;
}
```

MISRAC2012-Rule-11.7

Synopsis	A cast between a pointer to object and a non-integer arithmetic type was found.
Enabled by default	Yes
Severity/Certainty	Low/Medium 
Full description	(Required) A cast shall not be performed between pointer to object and a non-integer arithmetic type This check is identical to CERT-EXP39-C_e.
Coding standards	CERT EXP39-C <p style="margin-left: 40px;">Do not access a variable through a pointer of an incompatible type</p> MISRA C:2012 Rule-11.7 <p style="margin-left: 40px;">(Required) A cast shall not be performed between pointer to object and a non-integer arithmetic type</p>
Code examples	The following code example fails the check and will give a warning: <pre>void example(void) { int *p; float f; f = (float)p; /* Non-compliant */ }</pre> <p>The following code example passes the check and will not give a warning about this issue:</p> <pre>void example(void) { int *p; short f; f = (short)p; }</pre>

MISRA C:2012-Rule-11.8

Synopsis	A cast that removes a const or volatile qualification was found.
Enabled by default	Yes
Severity/Certainty	Low/High 
Full description	(Required) A cast shall not remove any const or volatile qualification from the type pointed to by a pointer A cast that removes a const or volatile qualification was found. This violates the principle of type qualification. Changes to the qualification of the pointer during the cast were not checked for. This check is identical to MISRA C:2004-11.5, MISRA C++:2008-5-2-5.
Coding standards	MISRA C:2004 11.5 <p>(Required) A cast shall not be performed that removes any const or volatile qualification from the type addressed by a pointer.</p> MISRA C:2012 Rule-11.8 <p>(Required) A cast shall not remove any const or volatile qualification from the type pointed to by a pointer</p> MISRA C++ 2008 5-2-5 <p>(Required) A cast shall not remove any const or volatile qualification from the type of a pointer or reference.</p>
Code examples	The following code example fails the check and will give a warning: <pre>typedef unsigned short uint16_t; void example(void) { uint16_t x; const uint16_t * pci; /* pointer to const int */ uint16_t * pi; /* pointer to int */ pi = (uint16_t *)pci; // not compliant }</pre>

The following code example passes the check and will not give a warning about this issue:

```
typedef unsigned short uint16_t;


void example(void) {

    uint16_t x;
    uint16_t * const cpi = &x; /* const pointer to int */
    uint16_t * pi; /* pointer to int */

    pi = cpi; // compliant - no cast required

}
```

MISRAC2012-Rule-11.9


Synopsis	An integer constant was found where the NULL macro should be.
Enabled by default	Yes
Severity/Certainty	Medium/Medium 
Full description	(Required) The macro NULL shall be the only permitted form of integer null pointer constant
Coding standards	MISRA C:2012 Rule-11.9 (Required) The macro NULL shall be the only permitted form of integer null pointer constant
Code examples	The following code example fails the check and will give a warning: <pre>#include <stdlib.h> void example(void) { char *a = malloc(sizeof(char) * 10); if (a != 0) { *a = 5; } }</pre>

The following code example passes the check and will not give a warning about this issue:

```
#include <stdlib.h>

void example(void) {
    int *a = malloc(sizeof(int) * 10);
    if (a != NULL) {
        *a = 5;
    }
}
```

MISRAC2012-Rule-11.10

Synopsis	<code>_Atomic</code> qualifier applied to void
Enabled by default	Yes
Severity/Certainty	Medium/Medium 
Full description	(Required) The <code>_Atomic</code> qualifier shall not be applied to the incomplete type void
Coding standards	MISRA C:2012 Rule-11.10 (Required) The <code>_Atomic</code> qualifier shall not be applied to the incomplete type void
Code examples	The following code example fails the check and will give a warning: <pre>struct A { int _Atomic x; int _Atomic y; }; void main() { struct A a1 = { 6, 7 }; void _Atomic * pav = &a1; /* Non-compliant */ void _Atomic * pax = &a1.x; /* Non-compliant */ }</pre> <p>The following code example passes the check and will not give a warning about this issue:</p>


```

struct A {
    int _Atomic x;
    int _Atomic y;
};

void main() {
    struct A a = { 6, 7 };
    int _Atomic * px = &a.x; /* Compliant */
}

```

MISRAC2012-Rule-12.1

Synopsis	Implicit operator precedence was detected, without parenthesis to make it explicit.
Enabled by default	No
Severity/Certainty	Medium/Medium 
Full description	(Advisory) The precedence of operators within expressions should be made explicit
Coding standards	MISRA C:2012 Rule-12.1 (Advisory) The precedence of operators within expressions should be made explicit
Code examples	<p>The following code example fails the check and will give a warning:</p> <pre> void example(void) { int i; int j; int k; int result; result = i + j * k; } </pre> <p>The following code example passes the check and will not give a warning about this issue:</p>


```

void example(void) {
    int i;
    int j;
    int k;
    int result;

    result = i + (j - k);
}

```

MISRAC2012-Rule-12.2

Synopsis	Out of range shifts were found
Enabled by default	Yes
Severity/Certainty	Medium/Medium 
Full description	(Required) The right hand operand of a shift operator shall lie in the range zero to one less than the width in bits of the essential type of the left hand operand This check is identical to ATH-shift-bounds, MISRAC2004-12.8, MISRAC++2008-5-8-1.
Coding standards	CERT INT34-C <p>Do not shift a negative number of bits or more bits than exist in the operand</p> <p>CWE 682</p> <p>Incorrect Calculation</p> <p>MISRA C:2004 12.8</p> <p>(Required) The right-hand operand of a shift operator shall lie between zero and one less than the width in bits of the underlying type of the left-hand operand.</p> <p>MISRA C:2012 Rule-12.2</p> <p>(Required) The right hand operand of a shift operator shall lie in the range zero to one less than the width in bits of the essential type of the left hand operand</p> <p>MISRA C++ 2008 5-8-1</p> <p>(Required) The right hand operand of a shift operator shall lie between zero and one less than the width in bits of the underlying type of the left hand operand.</p>

Code examples

The following code example fails the check and will give a warning:

```
unsigned int foo(unsigned int x, unsigned int y)
{
    int shift = 33; // too big
    return 3U << shift;
}
```

The following code example passes the check and will not give a warning about this issue:

```
unsigned int foo(unsigned int x)
{
    int y = 1; // OK - this is within the correct range
    return x << y;
}
```

MISRAC2012-Rule-12.3

Synopsis

There are uses of the comma operator.

Enabled by default

No

Severity/Certainty

Low/High



Full description

(Advisory) The comma operator should not be used This check is identical to MISRAC2004-12.10, MISRAC++2008-5-18-1.

Coding standards

MISRA C:2004 12.10

(Required) The comma operator shall not be used.

MISRA C:2012 Rule-12.3

(Advisory) The comma operator should not be used

MISRA C++ 2008 5-18-1

(Required) The comma operator shall not be used.

Code examples

The following code example fails the check and will give a warning:

```
#include <string.h>


void reverse(char *string) {
    int i, j;
    j = strlen(string);
    for (i = 0; i < j; i++, j--) {
        char temp = string[i];
        string[i] = string[j];
        string[j] = temp;
    }
}
```

The following code example passes the check and will not give a warning about this issue:

```
#include <string.h>

void reverse(char *string) {
    int i;
    int length = strlen(string);
    int half_length = length / 2;
    for (i = 0; i < half_length; i++) {
        int opposite = length - i;
        char temp = string[i];
        string[i] = string[opposite];
        string[opposite] = temp;
    }
}
```

MISRA C2012-Rule-12.4

Synopsis	Evaluation of constant expressions lead to unsigned integer wraparound.
Enabled by default	No
Severity/Certainty	Low/Medium 
Full description	(Advisory) Evaluation of constant expressions should not lead to unsigned integer wrap-around This check is identical to EXPR-const-overflow, MISRA C++2008-5-19-1, MISRA C2004-12.11.
Coding standards	MISRA C:2004 12.11

(Advisory) Evaluation of constant unsigned integer expressions should not lead to wrap-around.

MISRA C:2012 Rule-12.4

(Advisory) Evaluation of constant expressions should not lead to unsigned integer wrap-around

MISRA C++ 2008 5-19-1

(Advisory) Evaluation of constant unsigned integer expressions should not lead to wrap-around.

Code examples

The following code example fails the check and will give a warning:

```
void example(void) {
    (0xFFFFFFFF + 1u);
}
```

The following code example passes the check and will not give a warning about this issue:

```
void example(void) {
    0x7FFFFFFF + 0;
}
```

MISRAC2012-Rule-12.5

Synopsis

A parameter declared as `array of type' is used as operand to the sizeof operator.

Enabled by default

Yes

Severity/Certainty

High/Medium



Full description

(Mandatory) The sizeof operator shall not have an operand which is a function parameter declared as `array of type'.

Coding standards

MISRA C:2012 Rule-12.5

(Mandatory) The sizeof operator shall not have an operand which is a function parameter declared as "array of type"

Code examples


The following code example fails the check and will give a warning:


```
int mySizeofArray(int arr[4]) {
    return sizeof(arr) / sizeof(arr[0]);
}
```

The following code example passes the check and will not give a warning about this issue:

```
int mySizeofArray(int arr[4]) {
    return 4;
}
```


MISRAC2012-Rule-12.6

Synopsis	Member of atomic object directly accessed.
Enabled by default	Yes
Severity/Certainty	High/High 
Full description	(Required) Structure and union members of atomic objects shall not be directly accessed
Coding standards	MISRA C:2012 Rule-12.6 (Required) Structure and union members of atomic objects shall not be directly accessed
Code examples	The following code example fails the check and will give a warning: <pre>typedef struct s { int a; int b; } s_t; void example(void) { _Atomic s_t astr; astr.b = 43; /* Non-compliant */ }</pre> <p>The following code example passes the check and will not give a warning about this issue:</p>

```
typedef struct s {
    int a;
    int b;
} s_t;


void example(void) {
    _Atomic s_t astr;
    s_t lstr = { 7, 42 };
    astr = lstr; /* Compliant */
}
```

MISRAC2012-Rule-13.1

Synopsis	The initialization list of an array contains side effects.
Enabled by default	Yes
Severity/Certainty	Medium/Medium 
Full description	(Required) Initializer lists shall not contain persistent side effects This check is identical to SPC-init-list.
Coding standards	MISRA C:2012 Rule-13.1 (Required) Initializer lists shall not contain persistent side effects
Code examples	<p>The following code example fails the check and will give a warning:</p> <pre>volatile int v1; extern void p (int a[2]); int x = 10; void example(void) { int a[2] = { v1, 0 }; p((int[2]) { x++, x-- }); }</pre> <p>The following code example passes the check and will not give a warning about this issue:</p>

```
void example(void) {
    int a[2] = { 1, 2 };
}
```

MISRAC2012-Rule-13.2_a

Synopsis	Expressions that depend on order of evaluation were found.
Enabled by default	Yes
Severity/Certainty	Medium/High 
Full description	(Required) The value of an expression and its persistent side effects shall be the same under all permitted evaluation orders This check is identical to MISRAC++2008-5-0-1_a, MISRAC2004-12.2_a, MISRAC2012-Rule-1.3_i, SPC-order, CERT-EXP30-C_a.
Coding standards	<p>CERT EXP10-C</p> <p>Do not depend on the order of evaluation of subexpressions or the order in which side effects take place</p> <p>CERT EXP30-C</p> <p>Do not depend on order of evaluation between sequence points</p> <p>CWE 696</p> <p>Incorrect Behavior Order</p> <p>MISRA C:2004 12.2</p> <p>(Required) The value of an expression shall be the same under any order of evaluation that the standard permits.</p> <p>MISRA C:2012 Rule-13.2</p> <p>(Required) The value of an expression and its persistent side effects shall be the same under all permitted evaluation orders</p> <p>MISRA C++ 2008 5-0-1</p> <p>(Required) The value of an expression shall be the same under any order of evaluation that the standard permits.</p>

Code examples


The following code example fails the check and will give a warning:

```
int main(void) {
    int i = 0;
    i = i * i++; //unspecified order of operations
    return 0;
}
```

The following code example passes the check and will not give a warning about this issue:

```
int main(void) {
    int i = 0;
    int x = i;
    i++;
    x = x * i; //OK - statement is broken up
    return 0;
}
```

MISRAC2012-Rule-13.2_b

Synopsis	There are multiple read accesses with volatile-qualified type within one and the same sequence point.
Enabled by default	Yes
Severity/Certainty	Medium/High 
Full description	(Required) The value of an expression and its persistent side effects shall be the same under all permitted evaluation orders This check is identical to SPC-volatile-reads, MISRAC2004-12.2_b, MISRAC++2008-5-0-1_b.
Coding standards	CERT EXP10-C <p style="margin-left: 40px;">Do not depend on the order of evaluation of subexpressions or the order in which side effects take place</p> CERT EXP30-C <p style="margin-left: 40px;">Do not depend on order of evaluation between sequence points</p> CWE 696

Incorrect Behavior Order

MISRA C:2004 12.2

(Required) The value of an expression shall be the same under any order of evaluation that the standard permits.

MISRA C:2012 Rule-13.2

(Required) The value of an expression and its persistent side effects shall be the same under all permitted evaluation orders

MISRA C++ 2008 5-0-1

(Required) The value of an expression shall be the same under any order of evaluation that the standard permits.

Code examples

The following code example fails the check and will give a warning:

```
void example(void) {
    int x;
    volatile int v;
    x = v + v;
}
```

The following code example passes the check and will not give a warning about this issue:

```
int main(void) {
    int i = 0;
    int x = i;
    i++;
    x = x * i; //OK - statement is broken up
    return 0;
}
```

MISRAC2012-Rule-13.2_c

Synopsis

There are multiple write accesses with volatile-qualified type within one and the same sequence point.

Enabled by default

Yes

Severity/Certainty

Medium/High



Full description	<p>(Required) The value of an expression and its persistent side effects shall be the same under all permitted evaluation orders This check is identical to SPC-volatile-writes, MISRAC2004-12.2_c, MISRAC++2008-5-0-1_c.</p>
Coding standards	<p>CERT EXP10-C</p> <p style="padding-left: 40px;">Do not depend on the order of evaluation of subexpressions or the order in which side effects take place</p> <p>CERT EXP30-C</p> <p style="padding-left: 40px;">Do not depend on order of evaluation between sequence points</p> <p>CWE 696</p> <p style="padding-left: 40px;">Incorrect Behavior Order</p> <p>MISRA C:2004 12.2</p> <p style="padding-left: 40px;">(Required) The value of an expression shall be the same under any order of evaluation that the standard permits.</p> <p>MISRA C:2012 Rule-13.2</p> <p style="padding-left: 40px;">(Required) The value of an expression and its persistent side effects shall be the same under all permitted evaluation orders</p> <p>MISRA C++ 2008 5-0-1</p> <p style="padding-left: 40px;">(Required) The value of an expression shall be the same under any order of evaluation that the standard permits.</p>
Code examples	<p>The following code example fails the check and will give a warning:</p> <pre>void example(void) { int x; volatile int v, w; v = w = x; }</pre> <p>The following code example passes the check and will not give a warning about this issue:</p>

```


#include <stdbool.h>

void InitializeArray(int *);
const int *example(void)
{
    static volatile bool s_initialized = false;
    static int s_array[256];

    if (!s_initialized)
    {
        InitializeArray(s_array);
        s_initialized = true;
    }
    return s_array;
}

```

MISRAC2012-Rule-13.3

Synopsis	The increment (++) and decrement (--) operators are being used mixed with other operators in an expression.
Enabled by default	No
Severity/Certainty	Low/Medium 
Full description	(Advisory) A full expression containing an increment (++) or decrement (--) operator should have no other potential side effects other than that caused by the increment or decrement operator This check is identical to MISRAC2004-12.13, MISRAC++2008-5-2-10.
Coding standards	MISRA C:2004 12.13 <p>(Advisory) The increment (++) and decrement (--) operators should not be mixed with other operators in an expression.</p> MISRA C:2012 Rule-13.3 <p>(Advisory) A full expression containing an increment (++) or decrement (--) operator should have no other potential side effects other than that caused by the increment or decrement operator</p> MISRA C++ 2008 5-2-10

(Advisory) The increment (++) and decrement (--) operators should not be mixed with other operators in an expression.

Code examples


The following code example fails the check and will give a warning:

```
void example(char *src, char *dst) {
    while ((*src++ = *dst++));
}
```

The following code example passes the check and will not give a warning about this issue:

```
void example(char *src, char *dst) {
    while (*src) {
        *dst = *src;
        src++;
        dst++;
    }
}
```

MISRAC2012-Rule-13.4_a

Synopsis	An assignment might be mistakenly used as the condition for an if, for, while, or do statement.
Enabled by default	No
Severity/Certainty	Low/High 
Full description	(Advisory) The result of an assignment operator should not be used This check is identical to EXP-cond-assign.
Coding standards	CERT EXP18-C Do not perform assignments in selection statements CERT EXP19-CPP Do not perform assignments in conditional expressions CWE 481 Assigning instead of Comparing

MISRA C:2012 Rule-13.4

(Advisory) The result of an assignment operator should not be used

Code examples

The following code example fails the check and will give a warning:

```
int example(void) {
    int x = 2;
    if (x = 3)
        return 1;
    return 0;
}
```

The following code example passes the check and will not give a warning about this issue:

```
int example(void) {
    int x = 2;
    if (x == 3)
        return 1;
    return 0;
}
```

MISRAC2012-Rule-13.4_b

Synopsis Assignments were found in a sub-expression.

Enabled by default No

Severity/Certainty Low/Medium



Full description (Advisory) The result of an assignment operator should not be used This check is identical to MISRAC++2008-6-2-1.

Coding standards MISRA C:2012 Rule-13.4

(Advisory) The result of an assignment operator should not be used

MISRA C++ 2008 6-2-1

(Required) Assignment operators shall not be used in sub-expressions.

Code examples


The following code example fails the check and will give a warning:

```
void func()
{
    int x;
    int y;
    int z;
    x = y = z;
}
```

The following code example passes the check and will not give a warning about this issue:

```
void func()
{
    int x = 2;
    int y;
    int z;
    x = y;
    x == y;
}
```

MISRAC2012-Rule-13.5

Synopsis	There are right-hand operands of && or operators that contain side effects.
Enabled by default	Yes
Severity/Certainty	Medium/Medium 
Full description	(Required) The right hand operand of a logical && or operator shall not contain persistent side effects This check is identical to MISRAC2004-12.4, MISRAC++2008-5-14-1.
Coding standards	CWE 768 Incorrect Short Circuit Evaluation MISRA C:2004 12.4 (Required) The right-hand operand of a logical && or operator shall not contain side effects. MISRA C:2012 Rule-13.5

(Required) The right hand operand of a logical && or || operator shall not contain persistent side effects

MISRA C++ 2008 5-14-1

(Required) The right hand operand of a logical && or || operator shall not contain side effects.

Code examples


The following code example fails the check and will give a warning:

```
void example(void) {
    int i;
    int size = rand() && i++;
}
```

The following code example passes the check and will not give a warning about this issue:

```
void example(void) {
    int i;
    int size = rand() && i;
}
```

MISRAC2012-Rule-13.6

Synopsis	The operand of the sizeof operator contains an expression that has potential side effects.
Enabled by default	Yes
Severity/Certainty	High/Medium 
Full description	(Required) The operand of the sizeof operator shall not contain any expression which has potential side effects
Coding standards	CERT EXP06-C Operands to the sizeof operator should not contain side effects CERT EXP06-CPP Operands to the sizeof operator should not contain side effects MISRA C:2012 Rule-13.6

(Required) The operand of the sizeof operator shall not contain any expression which has potential side effects

Code examples

The following code example fails the check and will give a warning:

```
void example(void) {
    int i;
    int size = sizeof(i++);
}
```

The following code example passes the check and will not give a warning about this issue:

```
void example(void) {
    int i;
    int size = sizeof(i);
    i++;
}
```

MISRAC2012-Rule-14.1_a

Synopsis

A loop counter were found having floating type.

Enabled by default

Yes

Severity/Certainty

Low/Medium



Full description

(Required) A loop counter shall not have essentially floating type. This check is identical to MISRAC++2008-6-5-1_a, CERT-FLP30-C_a.

Coding standards

CERT FLP30-C

Do not use floating point variables as loop counters

MISRA C:2012 Rule-14.1

(Required) A loop counter shall not have essentially floating type

MISRA C++ 2008 6-5-1

(Required) A for loop shall contain a single loop-counter which shall not have floating type.

Code examples


The following code example fails the check and will give a warning:

```
int main() {
    for (float i = 0.0; i < 10.0; ++i)
    {
    }
    return 0;
}
```

The following code example passes the check and will not give a warning about this issue:

```
int main() {
    for (int i = 0; i < 10; ++i)
    {
    }
    return 0;
}
```

MISRAC2012-Rule-14.1_b

Synopsis	A variable of essentially float type that is used in the loop condition, is then modified in the loop body.
Enabled by default	Yes
Severity/Certainty	Medium/Medium 
Full description	(Required) A loop counter shall not have essentially floating type This check is identical to CERT-FLP30-C_b.
Coding standards	CERT FLP30-C Do not use floating point variables as loop counters MISRA C:2012 Rule-14.1 (Required) A loop counter shall not have essentially floating type
Code examples	The following code example fails the check and will give a warning:

```
void example(void) {
    int a = 10;
    float f = 0.001f;


    while (f < 1.00f) {
        f = f + (float) a;
        a++;
    }
}
```

The following code example passes the check and will not give a warning about this issue:

```
void example(void) {
    int a = 10;
    float f = 0.001f;

    while (a < 30) {
        f = f + (float) a;
        a++;
    }
}
```

MISRAC2012-Rule-14.2

Synopsis	A malformed <code>for</code> loop was found.
Enabled by default	Yes
Severity/Certainty	Low/High 
Full description	(Required) A <code>for</code> loop shall be well-formed.
Coding standards	MISRA C:2012 Rule-14.2 (Required) A for loop shall be well-formed
Code examples	The following code example fails the check and will give a warning:

```

int main(void) {
    int i;
    /* i is incremented inside the loop body */
    for (i = 0; i < 10; i++) {
        i = i + 1;
    }
    return 0;
}

```


The following code example passes the check and will not give a warning about this issue:

```

int main(void) {
    int i;
    int x = 0;
    for (i = 0; i < 10; i++) {
        x = i + 1;
    }
    return 0;
}

```

MISRA C2012-Rule-14.3_a

Synopsis	The condition in an if, for, while, do-while, or ternary operator will always be true.
Enabled by default	Yes
Severity/Certainty	Medium/Medium 
Full description	(Required) Controlling expressions shall not be invariant This check is identical to RED-cond-always, MISRA C++2008-0-1-2_a.
Coding standards	CERT EXP17-C Do not perform bitwise operations in conditional expressions MISRA C:2012 Rule-14.3 (Required) Controlling expressions shall not be invariant MISRA C++ 2008 0-1-2 (Required) A project shall not contain infeasible paths.

Code examples

The following code example fails the check and will give a warning:

```
void example(void) {
    int x = 5;
    for (x = 0; x < 6 && 1; x--);
}
```

The following code example passes the check and will not give a warning about this issue:

```
void example(void) {
    int x = 5;
    for (x = 0; x < 6 && 1; x++);
}
```

MISRAC2012-Rule-14.3_b

Synopsis

The condition in if, for, while, do-while, or ternary operator will never be true.

Enabled by default

Yes

Severity/Certainty

Medium/Medium



Full description

(Required) Controlling expressions shall not be invariant This check is identical to RED-cond-never, MISRAC++2008-0-1-2_b.

Coding standards

CERT EXP17-C

Do not perform bitwise operations in conditional expressions

CWE 570

Expression is Always False

MISRA C:2012 Rule-14.3

(Required) Controlling expressions shall not be invariant

MISRA C++ 2008 0-1-2

(Required) A project shall not contain infeasible paths.

Code examples


The following code example fails the check and will give a warning:


```
void example(void) {
    int x = 5;
    for (x = 0; x < 6 && x >= 1; x++);
}
```

The following code example passes the check and will not give a warning about this issue:

```
void example(void) {
    int x = 5;
    for (x = 0; x < 6 && x >= 0; x++);
}
```

MISRAC2012-Rule-14.4_a

Synopsis	Non-Boolean termination conditions were found in do ... while statements.
Enabled by default	Yes
Severity/Certainty	Low/Medium 
Full description	(Required) The controlling expression of an if statement and the controlling expression of an iteration-statement shall have essentially Boolean type This check is identical to MISRAC2004-13.2_a, MISRAC++2008-5-0-13_a.
Coding standards	MISRA C:2004 13.2 <p>(Advisory) Tests of a value against zero should be made explicit, unless the operand is effectively boolean.</p> MISRA C:2012 Rule-14.4 <p>(Required) The controlling expression of an if statement and the controlling expression of an iteration-statement shall have essentially Boolean type</p> MISRA C++ 2008 5-0-13 <p>(Required) The condition of an if-statement and the condition of an iteration-statement shall have type bool.</p>
Code examples	The following code example fails the check and will give a warning:

```
int func();

void example(void)
{
    do {
        } while (func());
}
```

The following code example passes the check and will not give a warning about this issue:

```

#include <stddef.h>

int * fn()
{
    int * ptr;
    return ptr;
}

int fn2()
{
    return 5;
}

bool fn3()
{
    return true;
}

void example(void)
{
    while (int *ptr = fn() ) // Compliant by exception
    {}

    do
    {
        int *ptr = fn();
        if ( NULL == ptr )
        {
            break;
        }
    }
    while (true); // Compliant


    while (int len = fn2() ) // Compliant by exception
    {}

    if (int *p = fn()) {} // Compliant by exception
    if (int len = fn2() ) {} // Compliant by exception
    if (bool flag = fn3()) {} // Compliant
}

```

MISRAC2012-Rule-14.4_b

Synopsis	Non-Boolean termination conditions were found in for loops.
Enabled by default	Yes

Severity/Certainty	<p>Medium/Medium</p> 
Full description	<p>(Required) The controlling expression of an if statement and the controlling expression of an iteration-statement shall have essentially Boolean type This check is identical to MISRAC2004-13.2_b, MISRAC++2008-5-0-13_b.</p>
Coding standards	<p>MISRA C:2004 13.2</p> <p>(Advisory) Tests of a value against zero should be made explicit, unless the operand is effectively boolean.</p> <p>MISRA C:2012 Rule-14.4</p> <p>(Required) The controlling expression of an if statement and the controlling expression of an iteration-statement shall have essentially Boolean type</p> <p>MISRA C++ 2008 5-0-13</p> <p>(Required) The condition of an if-statement and the condition of an iteration-statement shall have type bool.</p>
Code examples	<p>The following code example fails the check and will give a warning:</p> <pre>void example(void) { for (int x = 10;x;--x) {} }</pre> <p>The following code example passes the check and will not give a warning about this issue:</p>

```
#include <stddef.h>

int * fn()
{
    int * ptr;
    return ptr;
}

int fn2()
{
    return 5;
}

bool fn3()
{
    return true;
}

void example(void)
{
    for (fn(); fn3(); fn2()) // Compliant
    {}

    for (fn(); true; fn()) // Compliant
    {
        int *ptr = fn();
        if ( NULL == ptr )
        {
            break;
        }
    }

    for (int len = fn2(); len < 10; len++) // Compliant
    ;
}
```

MISRAC2012-Rule-14.4_c

Synopsis	Non-Boolean conditions were found in <code>if</code> statements.
Enabled by default	Yes

Severity/Certainty

Low/Medium



Full description

(Required) The controlling expression of an if statement and the controlling expression of an iteration-statement shall have essentially Boolean type This check is identical to MISRAC2004-13.2_c, MISRAC++2008-5-0-13_c.

Coding standards

MISRA C:2004 13.2

(Advisory) Tests of a value against zero should be made explicit, unless the operand is effectively boolean.

MISRA C:2012 Rule-14.4

(Required) The controlling expression of an if statement and the controlling expression of an iteration-statement shall have essentially Boolean type

MISRA C++ 2008 5-0-13

(Required) The condition of an if-statement and the condition of an iteration-statement shall have type bool.

Code examples

The following code example fails the check and will give a warning:

```
void example(void)
{
    int u8;
    if (u8) {}
}
```

The following code example passes the check and will not give a warning about this issue:

```

#include <stddef.h>

int * fn()
{
    int * ptr;
    return ptr;
}

int fn2()
{
    return 5;
}

bool fn3()
{
    return true;
}

void example(void)
{
    while (int *ptr = fn() ) // Compliant by exception
    {}

    do
    {
        int *ptr = fn();
        if ( NULL == ptr )
        {
            break;
        }
    }
    while (true); // Compliant


    while (int len = fn2() ) // Compliant by exception
    {}

    if (int *p = fn()) {} // Compliant by exception
    if (int len = fn2() ) {} // Compliant by exception
    if (bool flag = fn3()) {} // Compliant
}

```

MISRAC2012-Rule-14.4_d

Synopsis	Non-Boolean termination conditions were found in while statements.
Enabled by default	Yes

Severity/Certainty	<p>Low/Medium</p> 
Full description	<p>(Required) The controlling expression of an if statement and the controlling expression of an iteration-statement shall have essentially Boolean type This check is identical to MISRAC2004-13.2_d, MISRAC++2008-5-0-13_d.</p>
Coding standards	<p>MISRA C:2004 13.2</p> <p>(Advisory) Tests of a value against zero should be made explicit, unless the operand is effectively boolean.</p> <p>MISRA C:2012 Rule-14.4</p> <p>(Required) The controlling expression of an if statement and the controlling expression of an iteration-statement shall have essentially Boolean type</p> <p>MISRA C++ 2008 5-0-13</p> <p>(Required) The condition of an if-statement and the condition of an iteration-statement shall have type bool.</p>
Code examples	<p>The following code example fails the check and will give a warning:</p> <pre>void example(void) { int u8; while (u8) {} }</pre> <p>The following code example passes the check and will not give a warning about this issue:</p>


```
#include <stddef.h>

int * fn()
{
    int * ptr;
    return ptr;
}

int fn2()
{
    return 5;
}

bool fn3()
{
    return true;
}

void example(void)
{
    while (int *ptr = fn() ) // Compliant by exception
    {}

    do
    {
        int *ptr = fn();
        if ( NULL == ptr )
        {
            break;
        }
    }
    while (true); // Compliant

    while (int len = fn2() ) // Compliant by exception
    {}

    if (int *p = fn()) {} // Compliant by exception
    if (int len = fn2() ) {} // Compliant by exception
    if (bool flag = fn3()) {} // Compliant
}
}
```

MISRAC2012-Rule-15.1

Synopsis	Uses of the goto statement were found.
Enabled by default	No

Severity/Certainty

Low/Medium



Full description

(Advisory) The goto statement should not be used This check is identical to MISRAC2004-14.4.

Coding standards

MISRA C:2004 14.4

(Required) The goto statement shall not be used.

MISRA C:2012 Rule-15.1

(Advisory) The goto statement should not be used

Code examples

The following code example fails the check and will give a warning:

```
void example(void) {
    goto testin;

testin:
    printf("Reached by goto");
}
```

The following code example passes the check and will not give a warning about this issue:

```
void example(void) {
    printf ("Not reached by goto");
}
```

MISRAC2012-Rule-15.2

Synopsis

A goto statement is declared after the destination label.

Enabled by default

Yes

Severity/Certainty

Low/Low



Full description

(Required) The goto statement shall jump to a label declared later in the same function
This check is identical to MISRAC++2008-6-6-2.

Coding standards

MISRA C:2012 Rule-15.2

(Required) The goto statement shall jump to a label declared later in the same function

MISRA C++ 2008 6-6-2

(Required) The goto statement shall jump to a label declared later in the same function body.

Code examples


The following code example fails the check and will give a warning:

```
void f1 ( )
{
    int j = 0;
    for ( j = 0; j < 10 ; ++j )
    {
L1: // Non-compliant
        j;
    }
    goto L1;
}
```

The following code example passes the check and will not give a warning about this issue:

```
void f1 ( )
{
    int j = 0;
    goto L1;
    for ( j = 0; j < 10 ; ++j )
    {
        j;
    }
L1:
    return;
}
```

MISRAC2012-Rule-15.3


Synopsis	The destination of a goto statement is a nested code block.
Enabled by default	Yes
Severity/Certainty	Low/Low 
Full description	(Required) Any label referenced by a goto statement shall be declared in the same block, or in any block enclosing the goto statement This check is identical to MISRAC++2008-6-6-1.
Coding standards	MISRA C:2012 Rule-15.3 <p style="margin-left: 40px;">(Required) Any label referenced by a goto statement shall be declared in the same block, or in any block enclosing the goto statement</p> MISRA C++ 2008 6-6-1 <p style="margin-left: 40px;">(Required) Any label referenced by a goto statement shall be declared in the same block, or in a block enclosing the goto statement.</p>
Code examples	The following code example fails the check and will give a warning: <pre>void f1 () { int j = 0; goto L1; for (;;) { L1: // Non-compliant j; } }</pre> <p>The following code example passes the check and will not give a warning about this issue:</p>

```

void f2()
{
    for(;;)
    {
        for(;;)
        {
            goto L1;
        }
    }
L1:
    return;
}

```

MISRAC2012-Rule-15.4

Synopsis	One or more iteration statements are terminated by more than one break or goto statements.
Enabled by default	No
Severity/Certainty	Low/Medium 
Full description	(Advisory) There should be no more than one break or goto statement used to terminate any iteration statement This check is identical to MISRAC++2008-6-6-4.
Coding standards	MISRA C:2012 Rule-15.4 (Advisory) There should be no more than one break or goto statement used to terminate any iteration statement MISRA C++ 2008 6-6-4 (Required) For any iteration statement there shall be no more than one break or goto statement used for loop termination.
Code examples	The following code example fails the check and will give a warning:

```

int test1(int);
int test2(int);

void example(void)
{
    int i = 0;
    for (i = 0; i < 10; i++) {
        if (test1(i)) {
            break;
        } else if (test2(i)) {
            break;
        }
    }
}

void func()
{
    int x = 1;
    for ( int i = 0; i < 10; i++ )
    {
        if ( x )
        {
            break;
        }
        else if ( i )
        {
            break; // Non-compliant - second jump from loop
        }
        else
        {
            // Code
        }
    }
}

```

The following code example passes the check and will not give a warning about this issue:

```
void example(void)
{
    int i = 0;
    for (i = 0; i < 10 && i != 9; i++) {
        if (i == 9) {
            break;
        }
    }
}
void func()
{
    int x = 1;
    for ( int i = 0; i < 10; i++ )
    {
        if ( x )
        {
            break;
        }
        else if ( i )
        {
            while ( true )
            {
                if ( x )
                {
                    break;
                }
                do
                {
                    break;
                }
                while(true);
            }
        }
        else
        {
        }
    }
}
```

MISRAC2012-Rule-15.5

Synopsis	One or more functions have multiple exit points or an exit point that is not at the end of the function.
Enabled by default	No

Severity/Certainty

Low/Medium



Full description

(Advisory) A function should have a single point of exit at the end This check is identical to MISRA C:2004-14.7, MISRA C++2008-6-6-5.

Coding standards

MISRA C:2004 14.7

(Required) A function shall have a single point of exit at the end of the function.

MISRA C:2012 Rule-15.5

(Advisory) A function should have a single point of exit at the end

MISRA C++ 2008 6-6-5

(Required) A function shall have a single point of exit at the end of the function.

Code examples

The following code example fails the check and will give a warning:

```
extern int errno;


void example(void) {
    if (errno) {
        return;
    }
    return;
}
```

The following code example passes the check and will not give a warning about this issue:

```
extern int errno;


void example(void) {
    if (errno) {
        goto end;
    }
end:
    {
        return;
    }
}
```


MISRAC2012-Rule-15.6_a

Synopsis	There are missing braces in <code>do ... while</code> statements.
Enabled by default	Yes
Severity/Certainty	Low/Low 
Full description	(Required) The body of an iteration-statement or a selection-statement shall be a compound-statement. This check is identical to MISRAC2004-14.8_a, MISRAC++2008-6-3-1_a.
Coding standards	CERT EXP19-C <p>Use braces for the body of an if, for, or while statement</p> <p>CWE 483</p> <p>Incorrect Block Delimitation</p> <p>MISRA C:2004 14.8</p> <p>(Required) The statement forming the body of a switch, while, do ... while, or for statement shall be a compound statement.</p> <p>MISRA C:2012 Rule-15.6</p> <p>(Required) The body of an iteration-statement or a selection-statement shall be a compound-statement</p> <p>MISRA C++ 2008 6-3-1</p> <p>(Required) The statement forming the body of a switch, while, do ... while or for statement shall be a compound statement.</p>
Code examples	The following code example fails the check and will give a warning: <pre>int example(void) { do return 0; while (1); }</pre> <p>The following code example passes the check and will not give a warning about this issue:</p>

```
int example(void) {
    do {
        return 0;
    } while (1);
}
```

MISRAC2012-Rule-15.6_b


Synopsis	There are missing braces in <code>for</code> statements.
Enabled by default	Yes
Severity/Certainty	Low/Low 
Full description	(Required) The body of an iteration-statement or a selection-statement shall be a compound-statement This check is identical to MISRAC2004-14.8_b, MISRAC++2008-6-3-1_b.
Coding standards	CERT EXP19-C Use braces for the body of an if, for, or while statement CWE 483 Incorrect Block Delimitation MISRA C:2004 14.8 (Required) The statement forming the body of a switch, while, do ... while, or for statement shall be a compound statement. MISRA C:2012 Rule-15.6 (Required) The body of an iteration-statement or a selection-statement shall be a compound-statement MISRA C++ 2008 6-3-1 (Required) The statement forming the body of a switch, while, do ... while or for statement shall be a compound statement.
Code examples	The following code example fails the check and will give a warning:

```
int example(void) {
    for (;;)
        return 0;
}
```

The following code example passes the check and will not give a warning about this issue:

```
int example(void) {
    for (;;) {
        return 0;
    }
}
```

MISRAC2012-Rule-15.6_c

Synopsis	There are missing braces in <code>if</code> , <code>else</code> , or <code>else if</code> statements.
Enabled by default	Yes
Severity/Certainty	Low/Low 
Full description	(Required) The body of an iteration-statement or a selection-statement shall be a compound-statement. This check is identical to MISRAC2004-14.9, MISRAC++2008-6-4-1.
Coding standards	CERT EXP19-C <p>Use braces for the body of an <code>if</code>, <code>for</code>, or <code>while</code> statement</p> <p>CWE 483 Incorrect Block Delimitation</p> <p>MISRA C:2004 14.9 (Required) An <code>if</code> expression construct shall be followed by a compound statement. The <code>else</code> keyword shall be followed by either a compound statement or another <code>if</code> statement.</p> <p>MISRA C:2012 Rule-15.6 (Required) The body of an iteration-statement or a selection-statement shall be a compound-statement</p>

MISRA C++ 2008 6-4-1

(Required) An if (condition) construct shall be followed by a compound statement. The else keyword shall be followed by either a compound statement, or another if statement.

Code examples

The following code example fails the check and will give a warning:

```
void example(void) {
    if (random());
    if (random());
    else;
}
```

The following code example passes the check and will not give a warning about this issue:

```
void example(void) {
    if (random()) {
    }
    if (random()) {
    } else {
    }
    if (random()) {
    } else if (random()) {
    }
}
```

MISRAC2012-Rule-15.6_d

Synopsis There are missing braces in `switch` statements.

Enabled by default Yes

Severity/Certainty Low/Low



Full description (Required) The body of an iteration-statement or a selection-statement shall be a compound-statement This check is identical to MISRAC2004-14.8_c, MISRAC++2008-6-3-1_c.

Coding standards CERT EXP19-C

Use braces for the body of an if, for, or while statement

CWE 483

Incorrect Block Delimitation

MISRA C:2004 14.8

(Required) The statement forming the body of a switch, while, do ... while, or for statement shall be a compound statement.

MISRA C:2012 Rule-15.6

(Required) The body of an iteration-statement or a selection-statement shall be a compound-statement

MISRA C++ 2008 6-3-1

(Required) The statement forming the body of a switch, while, do ... while or for statement shall be a compound statement.

Code examples

The following code example fails the check and will give a warning:

```
void example(void) {
    while(1);
    for(;;);
    do ;
    while (0);
    switch(0);
}
```

The following code example passes the check and will not give a warning about this issue:

```
void example(void) {
    while(1) {
    }
    for(;;) {
    }
    do {
    } while (0);
    switch(0) {
    }
}
```


MISRAC2012-Rule-15.6_e

Synopsis


There are missing braces in `while` statements.

Enabled by default

Yes


Severity/Certainty	<p>Low/Low</p> 
Full description	<p>(Required) The body of an iteration-statement or a selection-statement shall be a compound-statement This check is identical to MISRAC2004-14.8_d, MISRAC++2008-6-3-1_d.</p>
Coding standards	<p>CERT EXP19-C</p> <p style="padding-left: 40px;">Use braces for the body of an if, for, or while statement</p> <p>CWE 483</p> <p style="padding-left: 40px;">Incorrect Block Delimitation</p> <p>MISRA C:2004 14.8</p> <p style="padding-left: 40px;">(Required) The statement forming the body of a switch, while, do ... while, or for statement shall be a compound statement.</p> <p>MISRA C:2012 Rule-15.6</p> <p style="padding-left: 40px;">(Required) The body of an iteration-statement or a selection-statement shall be a compound-statement</p> <p>MISRA C++ 2008 6-3-1</p> <p style="padding-left: 40px;">(Required) The statement forming the body of a switch, while, do ... while or for statement shall be a compound statement.</p>
Code examples	<p>The following code example fails the check and will give a warning:</p> <pre>int example(void) { while (1) return 0; }</pre> <p>The following code example passes the check and will not give a warning about this issue:</p> <pre>int example(void) { while (1){ return 0; } }</pre>

MISRAC2012-Rule-15.7

Synopsis	If ... else if constructs that are not terminated with an else clause were detected.
Enabled by default	Yes
Severity/Certainty	Low/High 
Full description	(Required) All if ... else if constructs shall be terminated with an else clause containing either a side effect or a comment This check is identical to MISRAC2004-14.10, MISRAC++2008-6-4-2.
Coding standards	MISRA C:2004 14.10 (Required) All if ... else if constructs shall be terminated with an else clause. MISRA C:2012 Rule-15.7 (Required) All if ... else if constructs shall be terminated with an else statement MISRA C++ 2008 6-4-2 (Required) All if ... else if constructs shall be terminated with an else clause.
Code examples	The following code example fails the check and will give a warning: <pre>void example(void) { if (!rand()) { printf("The first random number is 0"); } else if (!rand()) { printf("The second random number is 0"); } }</pre> <p>The following code example passes the check and will not give a warning about this issue:</p>

```
void example(void) {
    if (!rand()) {
        printf("The first random number is 0");
    } else if (!rand()) {
        printf("The second random number is 0");
    } else {
        printf("Neither random number was 0");
    }
}
```

MISRAC2012-Rule-16.1

Synopsis	Detected switch statements that do not conform to the MISRA C switch syntax.
Enabled by default	Yes
Severity/Certainty	Low/High 
Full description	(Required) All switch statements shall be well-formed This check is identical to MISRAC2004-15.0.
Coding standards	MISRA C:2004 15.0 (Required) The MISRA C switch syntax shall be used. MISRA C:2012 Rule-16.1 (Required) All switch statements shall be well-formed MISRA C++ 2008 6-4-3 (Required) A switch statement shall be a well-formed switch statement.
Code examples	The following code example fails the check and will give a warning:


```

void example(void) {
    switch(expr()) {
        // at least one case label
        case 1:
            // statement list
            stmt();
            stmt();
            // WARNING: missing break at end of statement list
        default:
            break; // statement list ends in a break
    }

    switch(expr()) {
        // WARNING: missing at least one case label
        default:
            break; // statement list ends in a break
    }

    switch(expr()) {
        // at least one case label
        case 1:
            // statement list
            stmt();
            stmt();
            break; // statement list ends in a break
        case 0:
            stmt();
            // WARNING: declaration list without block
            int decl = 0;
            int x;
            // statement list
            stmt();
            stmt();
            break; // statement list ends in a break
        default:
            break; // statement list ends in a break
    }

    switch(expr()) {
        // at least one case label
        case 1: {
            // statement list
            stmt();
            // WARNING: Additional block inside of the case clause
        block
        {
            stmt();

```

```

        }
        break;
    }
    default:
        break; // statement list ends in a break
    }
}

```

The following code example passes the check and will not give a warning about this issue:

```

void example(void) {
    switch(expr()) {
        // at least one case label
        case 1:
            // statement list (no declarations)
            stmt();
            stmt();
            break; // statement list ends in a break
        case 0: {
            // one level of block is allowed
            // declaration list
            int decl = 0;
            // statement list
            stmt();
            stmt();
            break; // statement list ends in a break
        }
        case 2: // empty cases are allowed
        default:
            break; // statement list ends in a break
    }
}

```

MISRAC2012-Rule-16.2

Synopsis Switch labels were found in nested blocks.


Enabled by default Yes

Severity/Certainty Low/Medium



Full description	(Required) A switch label shall only be used when the most closely-enclosing compound statement is the body of a switch statement This check is identical to MISRAC2004-15.1, MISRAC++2008-6-4-4.
Coding standards	MISRA C:2004 15.1 <p>(Required) A switch label shall only be used when the most closely-enclosing compound statement is the body of a switch statement.</p> MISRA C:2012 Rule-16.2 <p>(Required) A switch label shall only be used when the most closely-enclosing compound statement is the body of a switch statement</p> MISRA C++ 2008 6-4-4 <p>(Required) A switch-label shall only be used when the most closely-enclosing compound statement is the body of a switch statement.</p>
Code examples	<p>The following code example fails the check and will give a warning:</p> <pre>void example(void) { switch(rand()) { {case 1:} case 2: case 3: default: } }</pre> <p>The following code example passes the check and will not give a warning about this issue:</p> <pre>void example(void) { switch(rand()) { case 1: case 2: case 3: default: } }</pre>

MISRAC2012-Rule-16.3

Synopsis	Non-empty switch cases were found that are not terminated by a break.
Enabled by default	Yes
Severity/Certainty	Medium/Medium 
Full description	(Required) An unconditional break statement shall terminate every switch-clause This check is identical to MISRAC2004-15.2, MISRAC++2008-6-4-5.
Coding standards	CERT MSC17-C <p style="margin-left: 40px;">Finish every set of statements associated with a case label with a break statement</p> <p>CWE 484</p> <p style="margin-left: 40px;">Omitted Break Statement in Switch</p> <p>MISRA C:2004 15.2</p> <p style="margin-left: 40px;">(Required) An unconditional break statement shall terminate every non-empty switch clause.</p> <p>MISRA C:2012 Rule-16.3</p> <p style="margin-left: 40px;">(Required) An unconditional break statement shall terminate every switch-clause</p> <p>MISRA C++ 2008 6-4-5</p> <p style="margin-left: 40px;">(Required) An unconditional throw or break statement shall terminate every non-empty switch-clause.</p>
Code examples	The following code example fails the check and will give a warning:

```

void example(int input) {

    switch(input) {
        case 0:
            if (rand()) {
                break;
            }
        default:
            break;
    }
}

```

The following code example passes the check and will not give a warning about this issue:


```

void example(int input) {

    switch(input) {
        case 0:
            if (rand()) {
                break;
            }
            break;
        default:
            break;
    }
}

```

MISRAC2012-Rule-16.4

Synopsis	Switch statements without a default clause were found.
Enabled by default	Yes
Severity/Certainty	Low/Medium 
Full description	(Required) Every switch statement shall have a default label
Coding standards	CWE 478

Missing Default Case in Switch Statement

MISRA C:2012 Rule-16.4

(Required) Every switch statement shall have a default label

Code examples


The following code example fails the check and will give a warning:

```
int example(int x) {
    switch(x){
    }
}
```

The following code example passes the check and will not give a warning about this issue:

```
int example(int x) {
    switch(x){
        case 3:
            return 0;
            break;
        case 5:
            return 1;
            break;
        default:
            return 2;
            break;
    }
}
```

MISRAC2012-Rule-16.5

Synopsis	A switch was found whose default label is neither the first nor the last label of the switch.
Enabled by default	Yes
Severity/Certainty	Medium/Medium 
Full description	(Required) A default label shall appear as either the first or the last switch label of a switch statement
Coding standards	MISRA C:2012 Rule-16.5

(Required) A default label shall appear as either the first or the last switch label of a switch statement

Code examples

The following code example fails the check and will give a warning:

```
void test(int a) {
    switch (a) {
        case 1:
            a = 1;
            break;
        default:
            a = 10;
            break;
        case 2:
            a = 2;
            break;
    }
}
```

The following code example passes the check and will not give a warning about this issue:

```
void test(int a) {
    switch (a) {
        case 1:
            a = 1;
            break;
        case 2:
            a = 2;
            break;
        default:
            a = 10;
            break;
    }
}
```

MISRAC2012-Rule-16.6

Synopsis

Switch statements without case clauses were found.

Enabled by default

Yes

Severity/Certainty

Low/Medium



Full description

(Required) Every switch statement shall have at least two switch-clauses

Coding standards

MISRA C:2012 Rule-16.6

(Required) Every switch statement shall have at least two switch-clauses

Code examples

The following code example fails the check and will give a warning:

```
int example(int x) {
    switch(x){
        default:
            return 2;
            break;
    }
}
```

The following code example passes the check and will not give a warning about this issue:

```
int example(int x) {
    switch(x){
        case 3:
            return 0;
            break;
        case 5:
            return 1;
            break;
        default:
            return 2;
            break;
    }
}
```


MISRAC2012-Rule-16.7

Synopsis

A switch expression was found that represents a value that is effectively Boolean.

Enabled by default

Yes

Severity/Certainty	Low/Medium 
Full description	(Required) A switch-expression shall not have essentially Boolean type This check is identical to MISRAC2004-15.4, MISRAC++2008-6-4-7.
Coding standards	MISRA C:2004 15.4 (Required) A switch expression shall not represent a value that is effectively boolean. MISRA C:2012 Rule-16.7 (Required) A switch-expression shall not have essentially Boolean type MISRA C++ 2008 6-4-7 (Required) The condition of a switch statement shall not have bool type.
Code examples	The following code example fails the check and will give a warning: <pre>void example(int x) { switch(x == 0) { case 0: case 1: default: } }</pre> The following code example passes the check and will not give a warning about this issue: <pre>void example(int x) { switch(x) { case 1: case 0: default: } }</pre>

MISRAC2012-Rule-17.1

Synopsis	Inclusion of the stdarg header file was detected.
Enabled by default	Yes

Severity/Certainty

Low/Medium



Full description

(Required) The features of <stdarg.h> shall not be used

Coding standards

MISRA C:2012 Rule-17.1

(Required) The features of <stdarg.h> shall not be used

Code examples

The following code example fails the check and will give a warning:

```
#include <stdlib.h>
#include <stdarg.h>

void example(int a, ...) {
    va_list vl;
    va_list v2;
    int val;
    va_start(vl, a);
    va_copy(v1, v2);
    val=va_arg(v1, int);
    va_end(v1);
}
```

The following code example passes the check and will not give a warning about this issue:

```
#include <stdlib.h>

int example(void) {
    return EXIT_SUCCESS;
}
```


MISRAC2012-Rule-17.2_a

Synopsis


There are functions that call themselves directly.

Enabled by default

Yes

Severity/Certainty	Low/Medium 
Full description	(Required) Functions shall not call themselves, either directly or indirectly This check is identical to MISRAC2004-16.2_a, MISRAC++2008-7-5-4_a.
Coding standards	MISRA C:2004 16.2 (Required) Functions shall not call themselves, either directly or indirectly. MISRA C:2012 Rule-17.2 (Required) Functions shall not call themselves, either directly or indirectly MISRA C++ 2008 7-5-4 (Advisory) Functions should not call themselves, either directly or indirectly.
Code examples	The following code example fails the check and will give a warning: <pre>void example(void) { example(); }</pre> <p>The following code example passes the check and will not give a warning about this issue:</p> <pre>void example(void) { }</pre>

MISRAC2012-Rule-17.2_b

Synopsis	There are functions that call themselves indirectly.
Enabled by default	Yes
Severity/Certainty	Low/Medium 

Full description	(Required) Functions shall not call themselves, either directly or indirectly This check is identical to MISRAC2004-16.2_b, MISRAC++2008-7-5-4_b. This is a link analysis check.
Coding standards	<p>MISRA C:2004 16.2</p> <p>(Required) Functions shall not call themselves, either directly or indirectly.</p> <p>MISRA C:2012 Rule-17.2</p> <p>(Required) Functions shall not call themselves, either directly or indirectly</p> <p>MISRA C++ 2008 7-5-4</p> <p>(Advisory) Functions should not call themselves, either directly or indirectly.</p>

Code examples	<p>The following code example fails the check and will give a warning:</p> <pre>void example(void); void callee(void) { example(); } void example(void) { callee(); } </pre> <p>The following code example passes the check and will not give a warning about this issue:</p> <pre>void example(void); void callee(void) { // example(); } void example(void) { callee(); } </pre>
---------------	--

MISRAC2012-Rule-17.3

Synopsis	Functions are used without prototyping.
Enabled by default	Yes
Severity/Certainty	Medium/High



Full description	(Mandatory) A function shall not be declared implicitly This check is identical to FUNC-implicit-decl, MISRAC2004-8.1, CERT-DCL31-C.
Coding standards	CERT DCL31-C <p>Declare identifiers before using them</p> MISRA C:2004 8.1 <p>(Required) Functions shall have prototype declarations and the prototype shall be visible at both the function definition and call.</p> MISRA C:2012 Rule-17.3 <p>(Mandatory) A function shall not be declared implicitly</p>
Code examples	The following code example fails the check and will give a warning: <pre>void func2(void) { func(); }</pre> <p>The following code example passes the check and will not give a warning about this issue:</p> <pre>void func(void); void func2(void) { func(); }</pre>

MISRAC2012-Rule-17.4

Synopsis	For some execution paths, no return statement is executed in a function with a non-void return type.
Enabled by default	Yes
Severity/Certainty	Medium/High



Full description	<p>(Mandatory) All exit paths from a function with non-void return type shall have an explicit return statement with an expression This check is identical to SPC-return, MISRAC2004-16.8, MISRAC++2008-8-4-3.</p>
Coding standards	<p>CERT MSC37-C</p> <p style="padding-left: 40px;">Ensure that control never reaches the end of a non-void function</p> <p>MISRA C:2004 16.8</p> <p style="padding-left: 40px;">(Required) All exit paths from a function with non-void return type shall have an explicit return statement with an expression.</p> <p>MISRA C:2012 Rule-17.4</p> <p style="padding-left: 40px;">(Mandatory) All exit paths from a function with non-void return type shall have an explicit return statement with an expression</p> <p>MISRA C++ 2008 8-4-3</p> <p style="padding-left: 40px;">(Required) All exit paths from a function with non-void return type shall have an explicit return statement with an expression.</p>
Code examples	<p>The following code example fails the check and will give a warning:</p> <pre>#include <stdio.h> int example(void) { int x; scanf ("%d", &x); if (x > 10) { return 10; } }</pre> <p>The following code example passes the check and will not give a warning about this issue:</p>

```

#include <stdio.h>

int example(void) {
    int x;


    scanf("%d",&x);

    if (x > 10) {
        return 10;
    }

    return 0;
}

```


MISRAC2012-Rule-17.5

Synopsis	A function call is made with the wrong array type argument.
Enabled by default	Yes
Severity/Certainty	Medium/Medium 
Full description	(Required) The function argument corresponding to a parameter declared to have an array type shall have an appropriate number of elements.
Coding standards	MISRA C:2012 Rule-17.5 <p>(Required) The function argument corresponding to a parameter declared to have an array type shall have an appropriate number of elements</p>
Code examples	The following code example fails the check and will give a warning: <pre> void callee(int array[10]); void caller(void) { int arr4[4]; callee(arr4); } </pre> <p>The following code example passes the check and will not give a warning about this issue:</p>


```
void callee(int array[10]);

void caller(void) {
    int arr4[10];
    callee(arr4);
}
```

MISRAC2012-Rule-17.6

Synopsis	There are array parameters with the <code>static</code> keyword between the <code>[]</code> .
Enabled by default	Yes
Severity/Certainty	Medium/Medium 
Full description	(Mandatory) The declaration of an array parameter shall not contain the <code>static</code> keyword between the <code>[]</code>
Coding standards	MISRA C:2012 Rule-17.6 (Mandatory) The declaration of an array parameter shall not contain the <code>static</code> keyword between the <code>[]</code>
Code examples	The following code example fails the check and will give a warning: <pre>void example(int a[static 20]) { for (int i = 0; i < 10; i++) { a[i] = i; } }</pre> The following code example passes the check and will not give a warning about this issue: <pre>void example(int a[20]) { for (int i = 0; i < 10; i++) { a[i] = i; } }</pre>

MISRAC2012-Rule-17.7

Synopsis	There are unused function return values (other than overloaded operators).
Enabled by default	Yes
Severity/Certainty	Low/Medium 
Full description	(Required) The value returned by a function having non-void return type shall be used This check is identical to RED-unused-return-val, MISRAC++2008-0-1-7.
Coding standards	CWE 252 Unchecked Return Value MISRA C:2012 Rule-17.7 (Required) The value returned by a function having non-void return type shall be used MISRA C++ 2008 0-1-7 (Required) The value returned by a function having a non-void return type that is not an overloaded operator shall always be used.
Code examples	The following code example fails the check and will give a warning: <pre>int func (int para1) { return para1; } void discarded (int para2) { func(para2); // value discarded - Non-compliant }</pre> The following code example passes the check and will not give a warning about this issue:

```
int func ( int para1 )
{
    return para1;
}

int not_discarded ( int para2 )
{
    if (func(para2) > 5){
        return 1;
    }
    return 0;
}
```

MISRAC2012-Rule-17.8

Synopsis A function parameter was found that is modified.

Enabled by default No

Severity/Certainty Low/High



Full description (Advisory) A function parameter should not be modified.

Coding standards MISRA C:2012 Rule-17.8
(Advisory) A function parameter should not be modified


Code examples The following code example fails the check and will give a warning:

```
void example(int p) {
    int a = p + 5;
    p = a;
}
```


The following code example passes the check and will not give a warning about this issue:

```
void example(int *p) {
    *p = 5;
}
```

MISRAC2012-Rule-17.9


Synopsis	A function with a <code>_Noreturn</code> function specifier returns.
Enabled by default	No
Severity/Certainty	Low/High 
Full description	(Mandatory) A function declared with a <code>_Noreturn</code> function specifier shall not return to its caller.
Coding standards	MISRA C:2012 Rule-17.9 (Mandatory) A function declared with a <code>_Noreturn</code> function specifier shall not return to its caller
Code examples	The following code example fails the check and will give a warning: <pre><code>_Noreturn void a (void) { return; } /* Non-compliant */</code></pre> The following code example passes the check and will not give a warning about this issue: <pre><code>_Noreturn void c (void) { abort(); } /* Compliant - no return from abort(). */</code></pre>

MISRAC2012-Rule-17.10

Synopsis	A function with a <code>_Noreturn</code> function specifier has non void return type.
Enabled by default	No
Severity/Certainty	Low/Medium 
Full description	(Required) A function declared with a <code>_Noreturn</code> function specifier shall have void return type.

Coding standards	MISRA C:2012 Rule-17.10 (Required) A function declared with a <code>_Noreturn</code> function specifier shall have void return type
Code examples	The following code example fails the check and will give a warning: <code>_Noreturn int f (void) {};</code> /* Non-compliant */ The following code example passes the check and will not give a warning about this issue: <code>_Noreturn void g (void) {};</code> /* Compliant */


MISRAC2012-Rule-17.11

Synopsis	Found a function expected to have <code>_Noreturn</code> function specifier.
Enabled by default	No
Severity/Certainty	Low/Medium 
Full description	(Advisory) A function that never returns should be declared with a <code>_Noreturn</code> function specifier.
Coding standards	MISRA C:2012 Rule-17.10 (Required) A function declared with a <code>_Noreturn</code> function specifier shall have void return type
Code examples	The following code example fails the check and will give a warning: <code>#include <stdint.h></code> <code>typedef int32_t (*pfn_i)(void);</code> <code>extern int32_t func1 (void);</code> /* Note: A function */ <code>pfn_i pfn2 = func1;</code> /* Non-compliant */ The following code example passes the check and will not give a warning about this issue:


```
#include <stdint.h>

typedef int32_t (*pfn_i)(void);
extern int32_t func1 ( void ); /* Note: A function */
pfn_i pfn1 = &func1; /* Compliant */
```


MISRAC2012-Rule-17.12

Synopsis	A function identifier was found that is not preceded by & and has no parenthesized parameter list.
Enabled by default	No
Severity/Certainty	Low/Medium 
Full description	(Advisory) A function identifier should only be used with either a preceding &, or with a parenthesized parameter list.
Coding standards	MISRA C:2012 Rule-17.12 (Advisory) A function identifier should only be used with either a preceding &, or with a parenthesized parameter list
Code examples	The following code example fails the check and will give a warning: <pre>#include <stdint.h> typedef int32_t (*pfn_i)(void); extern int32_t func1 (void); /* Note: A function */ pfn_i pfn2 = func1; /* Non-compliant */</pre> The following code example passes the check and will not give a warning about this issue: <pre>#include <stdint.h> typedef int32_t (*pfn_i)(void); extern int32_t func1 (void); /* Note: A function */ pfn_i pfn1 = &func1; /* Compliant */</pre>

MISRAC2012-Rule-17.13

Synopsis	Found a type qualified function type.
Enabled by default	Yes
Severity/Certainty	Low/Medium 
Full description	(Required) A function type shall not be type qualified.
Coding standards	MISRA C:2012 Rule-17.13 (Required) A function type shall not be type qualified
Code examples	<p>The following code example fails the check and will give a warning:</p> <pre>#include <stdint.h> typedef uint16_t ftype (void); typedef const ftype cftype; /* Non-compliant - cftype is const-qualified */</pre> <p>The following code example passes the check and will not give a warning about this issue:</p> <pre>#include <stdint.h> const uint16_t cf (void); /* Compliant - returns const uint16_t */</pre>

MISRAC2012-Rule-18.1_a

Synopsis	An array access is out of bounds.
Enabled by default	Yes
Severity/Certainty	High/High 


Full description	(Required) A pointer resulting from arithmetic on a pointer operand shall address an element of the same array as that pointer operand This check is identical to ARR-inv-index, MISRAC++2008-5-0-16_c, CERT-ARR30-C_a.
Coding standards	<p>CERT ARR33-C</p> <p>Guarantee that copies are made into storage of sufficient size</p> <p>CWE 119</p> <p>Improper Restriction of Operations within the Bounds of a Memory Buffer</p> <p>CWE 120</p> <p>Buffer Copy without Checking Size of Input ('Classic Buffer Overflow')</p> <p>CWE 121</p> <p>Stack-based Buffer Overflow</p> <p>CWE 124</p> <p>Buffer Underwrite ('Buffer Underflow')</p> <p>CWE 126</p> <p>Buffer Over-read</p> <p>CWE 127</p> <p>Buffer Under-read</p> <p>CWE 129</p> <p>Improper Validation of Array Index</p> <p>MISRA C:2012 Rule-18.1</p> <p>(Required) A pointer resulting from arithmetic on a pointer operand shall address an element of the same array as that pointer operand</p> <p>MISRA C++ 2008 5-0-16</p> <p>(Required) A pointer operand and any pointer resulting from pointer arithmetic using that operand shall both address elements of the same array.</p>
Code examples	The following code example fails the check and will give a warning:

```
int example(int x, int y)
{
    int a[10];
    if((x >= 0) && (x < 20)) {
        if(x < 10) {
            y = a[x];
        } else {
            y = a[x - 10];
            y = a[x];
        }
    }
    return y;
}
```

The following code example passes the check and will not give a warning about this issue:

```
int main(void)
{
    int a[4];
    a[3] = 0;
    return 0;
}
```

MISRAC2012-Rule-18.1_b

Synopsis	An array access might be out of bounds, depending on which path is executed.
Enabled by default	Yes
Severity/Certainty	High/High 
Full description	(Required) A pointer resulting from arithmetic on a pointer operand shall address an element of the same array as that pointer operand This check is identical to ARR-inv-index-pos, MISRAC++2008-5-0-16_d, CERT-ARR30-C_b.
Coding standards	CERT ARR33-C <p style="margin-left: 40px;">Guarantee that copies are made into storage of sufficient size</p> <p>CWE 119 <p style="margin-left: 40px;">Improper Restriction of Operations within the Bounds of a Memory Buffer</p></p>

CWE 120

Buffer Copy without Checking Size of Input ('Classic Buffer Overflow')

CWE 121

Stack-based Buffer Overflow

CWE 124

Buffer Underwrite ('Buffer Underflow')

CWE 126

Buffer Over-read

CWE 127

Buffer Under-read

CWE 129

Improper Validation of Array Index

MISRA C:2012 Rule-18.1

(Required) A pointer resulting from arithmetic on a pointer operand shall address an element of the same array as that pointer operand

MISRA C++ 2008 5-0-16

(Required) A pointer operand and any pointer resulting from pointer arithmetic using that operand shall both address elements of the same array.

Code examples

The following code example fails the check and will give a warning:

```
int cond;

int main(void)
{
    int a[7];
    int x;
    if (cond)
        x = 3;
    else
        x = 20;
    a[x] = 0; //x may be set to 20 in line 11
            //but a only has an interval of [0,6]
    return 0;
}
```


The following code example passes the check and will not give a warning about this issue:

```
int cond;

int main(void)
{
    int a[25];
    int x;
    if (cond)
        x = 3;
    else
        x = 20;
    a[x] = 0; //here, both possible values of
              //x are in the interval [0,24]

    return 0;
}
```

MISRAC2012-Rule-18.1_c

Synopsis	A pointer to an array is used outside the array bounds.
Enabled by default	Yes
Severity/Certainty	High/High 
Full description	(Required) A pointer resulting from arithmetic on a pointer operand shall address an element of the same array as that pointer operand This check is identical to ARR-inv-index-ptr, MISRAC++2008-5-0-16_e, CERT-ARR30-C_c.
Coding standards	CERT ARR33-C Guarantee that copies are made into storage of sufficient size CWE 119 Improper Restriction of Operations within the Bounds of a Memory Buffer CWE 120 Buffer Copy without Checking Size of Input ('Classic Buffer Overflow') CWE 121

Stack-based Buffer Overflow

CWE 122

Heap-based Buffer Overflow

CWE 124

Buffer Underwrite ('Buffer Underflow')

CWE 126

Buffer Over-read

CWE 127

Buffer Under-read

CWE 129

Improper Validation of Array Index

MISRA C:2012 Rule-18.1

(Required) A pointer resulting from arithmetic on a pointer operand shall address an element of the same array as that pointer operand

MISRA C++ 2008 5-0-16

(Required) A pointer operand and any pointer resulting from pointer arithmetic using that operand shall both address elements of the same array.

Code examples


The following code example fails the check and will give a warning:

```
void example(void) {  
    int arr[10];  
    int *p = arr;  
    p[10];  
}
```

The following code example passes the check and will not give a warning about this issue:

```
void example(void) {  
    int arr[10];  
    int *p = arr;  
    p[9];  
}
```

MISRAC2012-Rule-18.1_d

Synopsis	A pointer to an array is potentially used outside the array bounds.
Enabled by default	Yes
Severity/Certainty	Medium/Medium 
Full description	(Required) A pointer resulting from arithmetic on a pointer operand shall address an element of the same array as that pointer operand This check is identical to ARR-inv-index-ptr-pos, MISRAC++2008-5-0-16_f, CERT-ARR30-C_d.
Coding standards	CERT ARR33-C Guarantee that copies are made into storage of sufficient size CWE 119 Improper Restriction of Operations within the Bounds of a Memory Buffer CWE 120 Buffer Copy without Checking Size of Input ('Classic Buffer Overflow') CWE 121 Stack-based Buffer Overflow CWE 122 Heap-based Buffer Overflow CWE 124 Buffer Underwrite ('Buffer Underflow') CWE 126 Buffer Over-read CWE 127 Buffer Under-read CWE 129 Improper Validation of Array Index

MISRA C:2012 Rule-18.1

(Required) A pointer resulting from arithmetic on a pointer operand shall address an element of the same array as that pointer operand

MISRA C++ 2008 5-0-16

(Required) A pointer operand and any pointer resulting from pointer arithmetic using that operand shall both address elements of the same array.

Code examples

The following code example fails the check and will give a warning:

```
void example(int b) {
    int arr[10];
    int *p = arr;
    int x = (b<10 ? 8 : 11);
    p[x];
}
```

The following code example passes the check and will not give a warning about this issue:

```
void example(int b) {
    int arr[12];
    int *p = arr;
    int x = (b<10 ? 8 : 11);
    p[x];
}
```

MISRAC2012-Rule-18.2

Synopsis A subtraction was found between pointers that address elements of different arrays.

Enabled by default Yes

Severity/Certainty Medium/Medium



Full description (Required) Subtraction between pointers shall only be applied to pointers that address elements of the same array. Note: This rule will only accept arrays of the form '<type><name>[<size>]'. This check is identical to MISRAC2004-17.2, CERT-ARR36-C_a.

Coding standards CERT ARR36-C

Do not subtract or compare two pointers that do not refer to the same array

MISRA C:2004 17.2

(Required) Pointer subtraction shall only be applied to pointers that address elements of the same array.

MISRA C:2012 Rule-18.2

(Required) Subtraction between pointers shall only be applied to pointers that address elements of the same array

Code examples

The following code example fails the check and will give a warning:

```
#include <stddef.h>

void example(void) {
    int a[20];
    int b[20];
    int *p1 = &a[5];
    int *p2 = &b[2];
    ptrdiff_t diff;
    diff = p2 - p1;
}
```

The following code example passes the check and will not give a warning about this issue:

```
#include <stddef.h>

void example(void) {
    int arr[10];
    int *p1 = &arr[5];
    int *p2 = &arr[5];
    ptrdiff_t diff;
    diff = p2 - p1;
}
```


MISRAC2012-Rule-18.3

Synopsis


A relational operator was found applied to an object of pointer type that does not point into the same object.

Enabled by default


Yes

Severity/Certainty	Medium/Medium 
Full description	(Required) The relational operators >, >=, < and <= shall not be applied to objects of pointer type except where they point into the same object. This check is identical to MISRAC2004-17.3, CERT-ARR36-C_b.
Coding standards	CERT ARR36-C <p style="margin-left: 40px;">Do not subtract or compare two pointers that do not refer to the same array</p> MISRA C:2004 17.3 <p style="margin-left: 40px;">(Required) >, >=, <, <= shall not be applied to pointer types except where they point to the same array.</p> MISRA C:2012 Rule-18.3 <p style="margin-left: 40px;">(Required) The relational operators >, >=, < and <= shall not be applied to objects of pointer type except where they point into the same object</p>
Code examples	The following code example fails the check and will give a warning: <pre>void example(void) { int a[10]; int b[10]; int *p1 = &a[1]; if (p1 < b) { } }</pre> <p>The following code example passes the check and will not give a warning about this issue:</p> <pre>void example(void) { int a[10]; int b[10]; int *p1 = &a[1]; if (p1 < a) { } }</pre>

MISRAC2012-Rule-18.4


Synopsis	A +, -, +=, or -= operator was found applied to an expression of pointer type.
Enabled by default	Yes
Severity/Certainty	Low/Medium 
Full description	(Required) The +, -, += and -= operators should not be applied to an expression of pointer type.
Coding standards	MISRA C:2012 Rule-18.4 (Advisory) The +, -, += and -= operators should not be applied to an expression of pointer type
Code examples	The following code example fails the check and will give a warning: <pre>void example(int *ptr) { int a = *(ptr + 1); }</pre> The following code example passes the check and will not give a warning about this issue: <pre>void example(int *ptr) { int a = ptr[1]; }</pre>

MISRAC2012-Rule-18.5

Synopsis	Declarations that contain more than two levels of pointer indirection have been found.
Enabled by default	No
Severity/Certainty	Low/Medium 

Full description	(Advisory) Declarations should contain no more than two levels of pointer nesting This check is identical to MISRAC2004-17.5, MISRAC++2008-5-0-19.
Coding standards	<p>MISRA C:2004 17.5</p> <p>(Required) The declaration of objects should contain no more than two levels of pointer indirection.</p> <p>MISRA C:2012 Rule-18.5</p> <p>(Advisory) Declarations should contain no more than two levels of pointer nesting</p> <p>MISRA C++ 2008 5-0-19</p> <p>(Required) The declaration of objects shall contain no more than two levels of pointer indirection.</p>
Code examples	<p>The following code example fails the check and will give a warning:</p> <pre>void example(void) { int ***p; }</pre> <p>The following code example passes the check and will not give a warning about this issue:</p> <pre>void example(void) { int **p; }</pre>

MISRAC2012-Rule-18.6_a


Synopsis	Might return address on the stack.
Enabled by default	Yes
Severity/Certainty	<p>High/High</p> 
Full description	(Required) The address of an object with automatic storage shall not be copied to another object that persists after the first object has ceased to exist This check is identical to MEM-stack, MISRAC++2008-7-5-1_b, MISRAC2004-17.6_a, CERT-DCL30-C_a.

Coding standards	<p>CERT DCL30-C</p> <p>Declare objects with appropriate storage durations</p> <p>CWE 562</p> <p>Return of Stack Variable Address</p> <p>MISRA C:2004 17.6</p> <p>(Required) The address of an object with automatic storage shall not be assigned to another object that may persist after the first object has ceased to exist.</p> <p>MISRA C:2012 Rule-18.6</p> <p>(Required) The address of an object with automatic storage shall not be copied to another object that persists after the first object has ceased to exist</p> <p>MISRA C++ 2008 7-5-1</p> <p>(Required) A function shall not return a reference or a pointer to an automatic variable (including parameters), defined within the function.</p>
------------------	--

Code examples	<p>The following code example fails the check and will give a warning:</p> <pre>int *example(void) { int a[20]; return a; //a is a local array }</pre> <p>The following code example passes the check and will not give a warning about this issue:</p> <pre>int* example(void) { int *p,i; p = (int *)malloc(sizeof(int)); return p; //OK - p is dynamically allocated }</pre>
---------------	---


MISRAC2012-Rule-18.6_b

Synopsis	A stack address is stored in a global pointer.
Enabled by default	Yes

Severity/Certainty	High/Medium 
Full description	(Required) The address of an object with automatic storage shall not be copied to another object that persists after the first object has ceased to exist This check is identical to MEM-stack-global, MISRAC++2008-7-5-2_a, MISRAC2004-17.6_b, CERT-DCL30-C_c.
Coding standards	CERT DCL30-C <p style="padding-left: 40px;">Declare objects with appropriate storage durations</p> <p>CWE 466</p> <p style="padding-left: 40px;">Return of Pointer Value Outside of Expected Range</p> <p>MISRA C:2004 17.6</p> <p style="padding-left: 40px;">(Required) The address of an object with automatic storage shall not be assigned to another object that may persist after the first object has ceased to exist.</p> <p>MISRA C:2012 Rule-18.6</p> <p style="padding-left: 40px;">(Required) The address of an object with automatic storage shall not be copied to another object that persists after the first object has ceased to exist</p> <p>MISRA C++ 2008 7-5-2</p> <p style="padding-left: 40px;">(Required) The address of an object with automatic storage shall not be assigned to another object that may persist after the first object has ceased to exist.</p>
Code examples	The following code example fails the check and will give a warning: <pre>int *px; void example() { int i = 0; px = &i; // assigning the address of stack // variable a to the global px }</pre> <p>The following code example passes the check and will not give a warning about this issue:</p>

```
void example(int *pz) {
    int x; int *px = &x;
    int *py = px; /* local variable */
    pz = px; /* parameter */
}
```

MISRAC2012-Rule-18.6_c

Synopsis	A stack address is stored in the field of a global struct.
Enabled by default	Yes
Severity/Certainty	High/Medium 
Full description	(Required) The address of an object with automatic storage shall not be copied to another object that persists after the first object has ceased to exist This check is identical to MEM-stack-global-field, MISRAC++2008-7-5-2_b, MISRAC2004-17.6_c, CERT-DCL30-C_d.
Coding standards	CERT DCL30-C Declare objects with appropriate storage durations CWE 466 Return of Pointer Value Outside of Expected Range MISRA C:2004 17.6 (Required) The address of an object with automatic storage shall not be assigned to another object that may persist after the first object has ceased to exist. MISRA C:2012 Rule-18.6 (Required) The address of an object with automatic storage shall not be copied to another object that persists after the first object has ceased to exist MISRA C++ 2008 7-5-2 (Required) The address of an object with automatic storage shall not be assigned to another object that may persist after the first object has ceased to exist.
Code examples	The following code example fails the check and will give a warning:

```

struct S{
    int *px;
} s;

void example() {
    int i = 0;
    s.px = &i; //storing local address in global struct
}

```

The following code example passes the check and will not give a warning about this issue:

```


#include <stdlib.h>

struct S{
    int *px;
} s;

void example() {
    int i = 0;
    s.px = &i; //OK - the field is written to later
    s.px = NULL;
}

```

MISRAC2012-Rule-18.6_d

Synopsis	A stack address is stored outside a function via a parameter.
Enabled by default	Yes
Severity/Certainty	High/Medium 
Full description	(Required) The address of an object with automatic storage shall not be copied to another object that persists after the first object has ceased to exist This check is identical to MEM-stack-param, MISRAC++2008-7-5-2_c, MISRAC2004-17.6_d, MISRAC2012-Rule-1.3_s, CERT-DCL30-C_e.
Coding standards	CERT DCL30-C Declare objects with appropriate storage durations CWE 466

Return of Pointer Value Outside of Expected Range

MISRA C:2004 17.6

(Required) The address of an object with automatic storage shall not be assigned to another object that may persist after the first object has ceased to exist.

MISRA C:2012 Rule-18.6

(Required) The address of an object with automatic storage shall not be copied to another object that persists after the first object has ceased to exist

MISRA C++ 2008 7-5-2

(Required) The address of an object with automatic storage shall not be assigned to another object that may persist after the first object has ceased to exist.

Code examples

The following code example fails the check and will give a warning:

```
void example(int **ppx) {
    int x;
    ppx[0] = &x; //local address
}
```

The following code example passes the check and will not give a warning about this issue:

```
static int y = 0;
void example3(int **ppx){
    *ppx = &y; //OK - static address
}
```

MISRAC2012-Rule-18.7

Synopsis

Flexible array members are declared.

Enabled by default

Yes

Severity/Certainty

Medium/Medium



Full description

(Required) Flexible array members shall not be declared

Coding standards

MISRA C:2012 Rule-18.7

(Required) Flexible array members shall not be declared

Code examples

The following code example fails the check and will give a warning:

```
struct example {
    int size;
    int data[];
} example;

void function(void) {
    struct example *e;
}
```

The following code example passes the check and will not give a warning about this issue:

```
struct example {
    int size;
    int data[5];
} example;

void function(void) {
    struct example *e;
}
```

MISRAC2012-Rule-18.8

Synopsis

There are arrays declared with a variable length.

Enabled by default

Yes

Severity/Certainty

Medium/Medium



Full description

(Required) Variable-length array types shall not be used

Coding standards

MISRA C:2012 Rule-18.8

(Required) Variable-length array types shall not be used

Code examples


The following code example fails the check and will give a warning:

```
void example(int a) {
    int arr[a];
}
```

The following code example passes the check and will not give a warning about this issue:

```
void example(int a) {
    int arr[10];
}
```

MISRAC2012-Rule-18.9


Synopsis	Array-to-pointer conversion of an object with temporary lifetime.
Enabled by default	Yes
Severity/Certainty	Medium/Medium 
Full description	(Required) An object with temporary lifetime shall not undergo array-to-pointer conversion
Coding standards	MISRA C:2012 Rule-18.9 (Required) An object with temporary lifetime shall not undergo array-to-pointer conversion
Code examples	The following code example fails the check and will give a warning: <pre>#include <stdint.h> struct S1 { int32_t array[10];}; struct S1 getS1 (void); void example() { int32_t * p = 0; p = getS1().array; /* Non-compliant - temporary storage duration */ }</pre> <p>The following code example passes the check and will not give a warning about this issue:</p>


```
#include <stdint.h>

struct S1 { int32_t array[10];};
struct S1 s1;

void example()
{
    int32_t * p = 0;
    p = s1.array; /* Compliant - not temporary storage duration */
}
```

MISRAC2012-Rule-18.10


Synopsis	Pointer to variably-modified array type used.
Enabled by default	Yes
Severity/Certainty	Medium/Medium 
Full description	(Mandatory) Pointers to variably-modified array types shall not be used
Coding standards	MISRA C:2012 Rule-18.10 (Mandatory) Pointer to variably-modified array types shall not be used
Code examples	The following code example fails the check and will give a warning:

```
/* Non-compliant */
void f1 (unsigned int n, unsigned int (* a) [n]) {
    unsigned int ( *p )[ 20 ];
    p = a; /* undefined unless n == 20, but types always assumed
compatible */
}
```

The following code example passes the check and will not give a warning about this issue:

```
/* Compliant */
void f2 (unsigned int n, unsigned int a[n]) {
    unsigned int * p;
    p = a; /* pointed-to type is not variably-modified, always
well-defined */
}
```

MISRA C:2012-Rule-19.1


Synopsis	Assignments from one field of a union to another were found.
Enabled by default	Yes
Severity/Certainty	High/High 
Full description	(Mandatory) An object shall not be assigned or copied to an overlapping object This check is identical to UNION-overlap-assign, MISRA C:2004-18.2, MISRA C++2008-0-2-1.
Coding standards	MISRA C:2004 18.2 (Required) An object shall not be assigned to an overlapping object. MISRA C:2012 Rule-19.1 (Mandatory) An object shall not be assigned or copied to an overlapping object MISRA C++ 2008 0-2-1 (Required) An object shall not be assigned to an overlapping object.
Code examples	The following code example fails the check and will give a warning: <pre>void example(void) { union { char c[5]; int i; } u; u.i = u.c[2]; }</pre> The following code example passes the check and will not give a warning about this issue:

```

void example(void)
{
    union
    {
        char c[5];
        int i;
    } u;
    int x;
    x = (int)u.c[2];
    u.i = x;
}

```

MISRAC2012-Rule-19.2

Synopsis	Unions were found.
Enabled by default	No
Severity/Certainty	Low/Medium 
Full description	(Advisory) The union keyword should not be used This check is identical to MISRAC2004-18.4, MISRAC++2008-9-5-1.
Coding standards	MISRA C:2004 18.4 (Required) Unions shall not be used. MISRA C:2012 Rule-19.2 (Advisory) The union keyword should not be used MISRA C++ 2008 9-5-1 (Required) Unions shall not be used.
Code examples	The following code example fails the check and will give a warning:

```

union cheat {
    int i;
    float f;
};

int example(float f) {
    union cheat u;
    u.f = f;
    return u.i;
}

```


The following code example passes the check and will not give a warning about this issue:

```

int example(int x) {
    return x;
}

```

MISRAC2012-Rule-20.1

Synopsis	#include directives were found that are not first in the source file.
Enabled by default	No
Severity/Certainty	Low/Low 
Full description	(Advisory) #include directives should only be preceded by preprocessor directives or comments. This check is identical to MISRAC2004-19.1, MISRAC++2008-16-0-1.
Coding standards	<p>MISRA C:2004 19.1</p> <p>(Advisory) #include statements in a file should only be preceded by other preprocessor directives or comments.</p> <p>MISRA C:2012 Rule-20.1</p> <p>(Advisory) #include directives should only be preceded by preprocessor directives or comments</p> <p>MISRA C++ 2008 16-0-1</p> <p>(Required) #include directives in a file shall only be preceded by other preprocessor directives or comments.</p>

Code examples

The following code example fails the check and will give a warning:

```
int x;
#include <cstdio>
void example(void) {}
```

The following code example passes the check and will not give a warning about this issue:

```
#include <cstdio>
void example(void) {}
```

MISRAC2012-Rule-20.2

Synopsis

Illegal characters were found in the names of header files.

Enabled by default

Yes

Severity/Certainty

Low/Low



Full description

(Required) The ',' or \ characters and the /* or // character sequences shall not occur in a header file name This check is identical to MISRAC2004-19.2.

Coding standards

MISRA C:2004 19.2

(Advisory) Non-standard characters should not occur in header file names in #include directives.

MISRA C:2012 Rule-20.2

(Required) The ',' or \ characters and the /* or // character sequences shall not occur in a header file name

Code examples


The following code example fails the check and will give a warning:

```
#include "fi'le.h" /* Non-compliant */
void example(void) {}
```


The following code example passes the check and will not give a warning about this issue:

```
#include "header.h"
void example(void) {}
```

MISRAC2012-Rule-20.4_c89

Synopsis	A macro was found defined with the same name as a keyword.
Enabled by default	Yes
Severity/Certainty	Low/Low 
Full description	(Required) A macro shall not be defined with the same name as a keyword
Coding standards	MISRA C:2012 Rule-20.4 (Required) A macro shall not be defined with the same name as a keyword
Code examples	The following code example fails the check and will give a warning: <pre>#define int some_other_type</pre> The following code example passes the check and will not give a warning about this issue: <pre>#define unless(E) if (! (E)) /* Compliant */</pre>

MISRAC2012-Rule-20.4_c99

Synopsis	A macro was found defined with the same name as a keyword.
Enabled by default	Yes
Severity/Certainty	Low/Low 
Full description	(Required) A macro shall not be defined with the same name as a keyword
Coding standards	MISRA C:2012 Rule-20.4 (Required) A macro shall not be defined with the same name as a keyword

Code examples

The following code example fails the check and will give a warning:


```
/* The following example is compliant in C90, but not C99,
because inline is not a keyword in C90. */
```

```
/* Remove inline if compiling for C90 */
#define inline
```

The following code example passes the check and will not give a warning about this issue:

```
#define unless( E ) if ( ! ( E ) ) /* Compliant */
```

MISRAC2012-Rule-20.5

Synopsis	Found occurrences of #undef.
Enabled by default	No
Severity/Certainty	Low/Low 
Full description	(Advisory) #undef should not be used This check is identical to MISRAC2004-19.6, MISRAC++2008-16-0-3.
Coding standards	MISRA C:2004 19.6 (Required) #undef shall not be used. MISRA C:2012 Rule-20.5 (Advisory) #undef should not be used MISRA C++ 2008 16-0-3 (Required) #undef shall not be used.
Code examples	The following code example fails the check and will give a warning: <pre>#define SYM #undef SYM</pre> The following code example passes the check and will not give a warning about this issue: <pre>#define SYM</pre>

MISRAC2012-Rule-20.6_a

Synopsis	A preprocessing directive was found within a macro argument.
Enabled by default	Yes
Severity/Certainty	High/Low 
Full description	(Required) Tokens that look like a preprocessing directive shall not occur within a macro argument. This check is identical to CERT-PRE32-C_a.
Coding standards	CERT PRE32-C <p style="margin-left: 40px;">Do not use preprocessor directives in invocations of function-like macros</p> MISRA C:2012 Rule-20.6 <p style="margin-left: 40px;">(Required) Tokens that look like a preprocessing directive shall not occur within a macro argument</p>
Code examples	The following code example fails the check and will give a warning: <pre>#include <string.h> void func(const char *src) { /* Validate the source string; calculate size */ char *dest; /* malloc() destination string */ memcpy(dest, src, #ifdef PLATFORM1 12 #else 24 #endif); /* ... */ }</pre> <p>The following code example passes the check and will not give a warning about this issue:</p>



```

#include <string.h>

void func(const char *src) {
    /* Validate the source string; calculate size */
    char *dest;
    /* malloc() destination string */
#ifdef PLATFORM1
    memcpy(dest, src, 12);
#else
    memcpy(dest, src, 24);
#endif
    /* ... */
}

```

MISRAC2012-Rule-20.6_b

Synopsis	A preprocessing directive was found within a macro argument.
Enabled by default	Yes
Severity/Certainty	High/Low 
Full description	(Required) Tokens that look like a preprocessing directive shall not occur within a macro argument. This check is identical to CERT-PRE32-C_b.
Coding standards	CERT PRE32-C Do not use preprocessor directives in invocations of function-like macros MISRA C:2012 Rule-20.6 (Required) Tokens that look like a preprocessing directive shall not occur within a macro argument
Code examples	The following code example fails the check and will give a warning:

```
#define memcpy(a,b,c) _myfn(a,b,c)


void func(const char *src) {
    /* Validate the source string; calculate size */
    char *dest;
    /* malloc() destination string */
    memcpy(dest, src,
#ifdef PLATFORM1
        12
#else
        24
#endif
    );
    /* ... */
}
```

The following code example passes the check and will not give a warning about this issue:

```
#define memcpy(a,b,c) _myfn(a,b,c)

void func(const char *src) {
    /* Validate the source string; calculate size */
    char *dest;
    /* malloc() destination string */
#ifdef PLATFORM1
    memcpy(dest, src, 12);
#else
    memcpy(dest, src, 24);
#endif
    /* ... */
}
```

MISRAC2012-Rule-20.7

Synopsis	An expansion of macro parameters was found that is not enclosed in parentheses.
Enabled by default	Yes
Severity/Certainty	High/Medium 
Full description	(Required) The expansion of macro parameters shall be enclosed in parentheses.

Coding standards

MISRA C:2012 Rule-20.7

(Required) Expressions resulting from the expansion of macro parameters shall be enclosed in parentheses

Code examples

The following code example fails the check and will give a warning:

```
void example(void) {
    int r;

#define M( x, y ) ( x / y )

    r = M ( 1 + 2, 1 - 2 );
}
```

The following code example passes the check and will not give a warning about this issue:

```
static struct str {
    int val;
} s;

void example(void) {
    int r;
    int a[10];

    /* already enclosed in macro def*/
#define M( x, y ) ( ( x ) << ( y ) )
    r = M( 1 + 2, 3 + 4 );


    /* no need after ## or # */
#define N( x ) a [ ##x ] = (x)
    N ( 0 + 2 );

    /* no need after . or ->, member name */
#define MEMBER( S, M ) ( S ).M
    r = MEMBER ( s, val );

    /* enclosed in inner macro */
#define F( X ) G( X )
#define G( Y ) ( Y )
    r = F ( 2 );


    /* enclosed at invocation site,
    even single literal should have parentheses */
#define M( x, y ) ( x / y )
    r = M ( ( 1 ), ( 2 + 3 ) );
}
```

MISRAC2012-Rule-20.10


Synopsis	# and ## operators were found in macro definitions.
Enabled by default	No
Severity/Certainty	Low/Low 
Full description	(Advisory) The # and ## preprocessor operators should not be used This check is identical to MISRAC2004-19.13, MISRAC++2008-16-3-2.
Coding standards	MISRA C:2004 19.13 (Advisory) The # and ## preprocessor operators should not be used. MISRA C:2012 Rule-20.10 (Advisory) The # and ## preprocessor operators should not be used MISRA C++ 2008 16-3-2 (Advisory) The # and ## operators should not be used.
Code examples	The following code example fails the check and will give a warning: <pre>#define A(Y)#Y/* Non-compliant */</pre> The following code example passes the check and will not give a warning about this issue: <pre>#define A(x)(x)/* Compliant */</pre>

MISRAC2012-Rule-20.11

Synopsis	A macro parameter immediately following a # was found that is immediately followed by a ##.
Enabled by default	Yes

Severity/Certainty	Medium/Medium 
Full description	(Required) A macro parameter immediately following a # operator shall not immediately be followed by a ## operator. Note: This check is not part of C-STAT but detected by the IAR compiler.
Coding standards	MISRA C:2012 Rule-20.11 (Required) A macro parameter immediately following a # operator shall not immediately be followed by a ## operator
Code examples	The following code example fails the check and will give a warning: <pre>#define AAA(a, b) #a ## b #define BBB 1 #define CCC(a, b) BBB + (#a ## b)</pre> The following code example passes the check and will not give a warning about this issue: <pre>#define AAA(a) #a #define BBB(a, b) a ## b</pre>

MISRAC2012-Rule-20.13

Synopsis	A line was found whose first token is # but that is not a valid preprocessing directive.
Enabled by default	Yes
Severity/Certainty	Low/Low 
Full description	(Required) A line whose first token is # shall be a valid preprocessing directive. Note: This check is not part of C-STAT but detected by the IAR compiler.
Coding standards	MISRA C:2012 Rule-20.13

(Required) A line whose first token is # shall be a valid preprocessing directive

Code examples

The following code example fails the check and will give a warning:

```
#hello
```

The following code example passes the check and will not give a warning about this issue:

```
/*
#hello
*/
```

MISRAC2012-Rule-20.14

Synopsis

Unbalanced #if/#endif preprocessor directives were found.

Enabled by default

Yes

Severity/Certainty

Medium/Medium



Full description

(Required) All #else, #elif, and #endif preprocessor directives shall reside in the same file as the #if, #ifdef, or #ifndef directive to which they are related. Note: This check is not part of C-STAT but detected by the IAR compiler.

Coding standards

MISRA C:2012 Rule-20.14

(Required) All #else, #elif and #endif preprocessor directives shall reside in the same file as the #if, #ifdef or #ifndef directive to which they are related

Code examples

The following code example fails the check and will give a warning:


```
#ifdef HAS_INCLUDE_H
#include "include.h"
/* include.h content:

#endif
*/
```


The following code example passes the check and will not give a warning about this issue:

```
#ifdef HAS_INCLUDE_H
#include "include.h"
#endif
```

MISRAC2012-Rule-21.1


Synopsis	Detected a #define or #undef of a reserved identifier in the standard library.
Enabled by default	Yes
Severity/Certainty	Low/Low 
Full description	(Required) #define and #undef shall not be used on a reserved identifier or reserved macro name This check is identical to MISRAC2004-20.1, MISRAC++2008-17-0-1.
Coding standards	MISRA C:2004 20.1 <p>(Required) Reserved identifiers, macros, and functions in the standard library shall not be defined, redefined, or undefined.</p> MISRA C:2012 Rule-21.1 <p>(Required) #define and #undef shall not be used on a reserved identifier or reserved macro name</p> MISRA C++ 2008 17-0-1 <p>(Required) Reserved identifiers, macros and functions in the standard library shall not be defined, redefined or undefined.</p>
Code examples	The following code example fails the check and will give a warning: <pre>#define __TIME__ 11111111 /* Non-compliant */</pre> <p>The following code example passes the check and will not give a warning about this issue:</p> <pre>#define A(x) (x) /* Compliant */</pre>

MISRAC2012-Rule-21.2


Synopsis	One or more library functions are being overridden.
Enabled by default	Yes
Severity/Certainty	Low/Medium 
Full description	(Required) A reserved identifier or macro name shall not be declared This check is identical to MISRAC++2008-17-0-3, MISRAC2004-20.2, CERT-DCL37-C_a.
Coding standards	CERT DCL37-C <p style="margin-left: 40px;">Do not declare or define a reserved identifier</p> MISRA C:2004 20.2 <p style="margin-left: 40px;">(Required) The names of Standard Library macros, objects, and functions shall not be reused.</p> MISRA C:2012 Rule-21.2 <p style="margin-left: 40px;">(Required) A reserved identifier or macro name shall not be declared</p> MISRA C++ 2008 17-0-3 <p style="margin-left: 40px;">(Required) The names of standard library functions shall not be overridden.</p>
Code examples	The following code example fails the check and will give a warning: <pre>extern "C" void strcpy(void); void strcpy(void) {}</pre> <p>The following code example passes the check and will not give a warning about this issue:</p> <pre>extern "C" void bar(void); void foo(void) {}</pre>

MISRAC2012-Rule-21.3

Synopsis	Uses of malloc, calloc, realloc, aligned_alloc, or free were found.
Enabled by default	Yes

Severity/Certainty	Low/Medium 
Full description	(Required) The memory allocation and deallocation functions of <stdlib.h> shall not be used. This check is identical to MISRAC2004-20.4, MISRAC++2008-18-4-1.
Coding standards	MISRA C:2004 20.4 (Required) Dynamic heap memory allocation shall not be used. MISRA C:2012 Rule-21.3 (Required) The memory allocation and deallocation functions of <stdlib.h> shall not be used MISRA C++ 2008 18-4-1 (Required) Dynamic heap memory allocation shall not be used.
Code examples	The following code example fails the check and will give a warning: <pre>#include <stdlib.h> void *example(void) { return malloc(100); }</pre> The following code example passes the check and will not give a warning about this issue: <pre>void example(void) { }</pre>

MISRAC2012-Rule-21.4

Synopsis	Found uses of setjmp.h.
Enabled by default	Yes
Severity/Certainty	Low/Medium 

Full description	(Required) The standard header file <code>setjmp.h</code> shall not be used This check is identical to MISRAC2004-20.7, MISRAC++2008-17-0-5.
Coding standards	<p>CERT ERR34-CPP</p> <p style="padding-left: 40px;">Do not use <code>longjmp</code></p> <p>MISRA C:2004 20.7</p> <p style="padding-left: 40px;">(Required) The <code>setjmp</code> macro and the <code>longjmp</code> function shall not be used.</p> <p>MISRA C:2012 Rule-21.4</p> <p style="padding-left: 40px;">(Required) The standard header file <code><setjmp.h></code> shall not be used</p> <p>MISRA C++ 2008 17-0-5</p> <p style="padding-left: 40px;">(Required) The <code>setjmp</code> macro and the <code>longjmp</code> function shall not be used.</p>
Code examples	<p>The following code example fails the check and will give a warning:</p> <pre>#include <setjmp.h> jmp_buf ex; void example(void) { setjmp(ex); }</pre> <p>The following code example passes the check and will not give a warning about this issue:</p> <pre>void example(void) { }</pre>


MISRAC2012-Rule-21.5

Synopsis	Uses of <code>signal.h</code> were found.
Enabled by default	Yes
Severity/Certainty	Low/Medium



Full description	(Required) The standard header file <code>signal.h</code> shall not be used This check is identical to MISRAC2004-20.8, MISRAC++2008-18-7-1.
Coding standards	MISRA C:2004 20.8 (Required) The signal handling facilities of <code>signal.h</code> shall not be used. MISRA C:2012 Rule-21.5 (Required) The standard header file <code><signal.h></code> shall not be used MISRA C++ 2008 18-7-1 (Required) The signal handling facilities of <code><csignal></code> shall not be used.
Code examples	The following code example fails the check and will give a warning: <pre>#include <signal.h> #include <stddef.h> void example(void) { signal(SIGFPE, NULL); }</pre> The following code example passes the check and will not give a warning about this issue: <pre>void example(void) { }</pre>

MISRAC2012-Rule-21.6

Synopsis	Uses of <code>stdio.h</code> or <code>wchar.h</code> were found.
Enabled by default	Yes
Severity/Certainty	Low/Medium 
Full description	(Required) The Standard Library input/output functions shall not be used This check is identical to MISRAC2004-20.9, MISRAC++2008-27-0-1.
Coding standards	MISRA C:2004 20.9 (Required) The input/output library <code>stdio.h</code> shall not be used in production code.

MISRA C:2012 Rule-21.6

(Required) The Standard Library input/output functions shall not be used

MISRA C++ 2008 27-0-1

(Required) The stream input/output library <cstdio> shall not be used.

Code examples

The following code example fails the check and will give a warning:

```
#include <stdio.h>

void example(void) {
    printf("Hello, world!\n");
}
```

The following code example passes the check and will not give a warning about this issue:

```
void example(void) {
}
```

MISRAC2012-Rule-21.7

Synopsis

Uses of atof, atoi, atol, and atoll were found.

Enabled by default

Yes

Severity/Certainty

Low/Medium



Full description

(Required) The atof, atoi, atol and atoll functions of stdlib.h shall not be used This check is identical to MISRAC2004-20.10, MISRAC++2008-18-0-2.

Coding standards

CERT INT06-C

Use strtol() or a related function to convert a string token to an integer

MISRA C:2004 20.10

(Required) The functions atof, atoi, and atol from the library stdlib.h shall not be used.

MISRA C:2012 Rule-21.7

(Required) The atof, atoi, atol and atoll functions of <stdlib.h> shall not be used

MISRA C++ 2008 18-0-2

(Required) The library functions `atof`, `atoi` and `atol` from library `<cstdlib>` shall not be used.

Code examples

The following code example fails the check and will give a warning:

```
#include <stdlib.h>

int example(char buf[]) {
    return atoi(buf);
}
```

The following code example passes the check and will not give a warning about this issue:

```
void example(void) {
}
```

MISRA C2012-Rule-21.8

Synopsis

Uses of `abort`, `exit`, `getenv`, and `system` were found.

Enabled by default

Yes

Severity/Certainty

Low/Medium



Full description

(Required) The Standard Library termination functions of `<stdlib.h>` shall not be used. This check is identical to MISRA C2004-20.11, MISRA C++2008-18-0-3.

Coding standards

MISRA C:2004 20.11

(Required) The functions `abort`, `exit`, `getenv`, and `system` from the library `stdlib.h` shall not be used.

MISRA C:2012 Rule-21.8

(Required) The library functions `abort`, `exit`, `getenv` and `system` of `<stdlib.h>` shall not be used

MISRA C++ 2008 18-0-3

(Required) The library functions `abort`, `exit`, `getenv` and `system` from library `<cstdlib>` shall not be used.

Code examples

The following code example fails the check and will give a warning:

```
#include <stdlib.h>

void example(void) {
    abort();
}
```

The following code example passes the check and will not give a warning about this issue:

```
void example(void) {
}
```

MISRAC2012-Rule-21.9

Synopsis

Uses of the library functions bsearch and qsort in stdlib.h were found.

Enabled by default

Yes

Severity/Certainty

Medium/Medium



Full description

(Required) The library functions bsearch and qsort of stdlib.h shall not be used

Coding standards

MISRA C:2012 Rule-21.9

(Required) The library functions bsearch and qsort of <stdlib.h> shall not be used

Code examples

The following code example fails the check and will give a warning:

```
#include <stdlib.h>

int values[] = { 40, 10, 100, 90, 20, 25 };

int compare (const void * a, const void * b)
{
    return ( *(int*)a - *(int*)b );
}

int main ()
{
    qsort (values, 6, sizeof(int), compare);
    return 0;
}
```

The following code example passes the check and will not give a warning about this issue:

```
#include <stdlib.h>


int values[] = { 40, 10, 100, 90, 20, 25 };

int compare (const void * a, const void * b)
{
    return ( *(int*)a - *(int*)b );
}


int main ()
{
    return 0;
}
```

MISRAC2012-Rule-21.10

Synopsis	Use of the following wcsftime and time.h functions was found: asctime, clock, ctime, difftime, gmtime, localtime, mktime, strftime and time.
Enabled by default	Yes

Severity/Certainty	<p>Low/Medium</p> 
Full description	<p>(Required) The Standard Library time and date functions shall not be used This check is identical to MISRAC2004-20.12, MISRAC++2008-18-0-4.</p>
Coding standards	<p>MISRA C:2004 20.12</p> <p>(Required) The time handling functions of time.h shall not be used.</p> <p>MISRA C:2012 Rule-21.10</p> <p>(Required) The Standard Library time and date functions shall not be used</p> <p>MISRA C++ 2008 18-0-4</p> <p>(Required) The time handling functions of library <ctime> shall not be used.</p>
Code examples	<p>The following code example fails the check and will give a warning:</p> <pre>#include <stddef.h> #include <time.h> time_t example(void) { return time(NULL); }</pre> <p>The following code example passes the check and will not give a warning about this issue:</p> <pre>void example(void) { }</pre>

MISRAC2012-Rule-21.11

Synopsis	Use of the standard header file tgmth.h was found.
Enabled by default	No
Severity/Certainty	<p>Low/Medium</p> 

Full description	(Advisory) The standard header file <code>tgmath.h</code> should not be used
Coding standards	MISRA C:2012 Rule-21.11 (Advisory) The standard header file <code><tgmath.h></code> shall not be used

Code examples The following code example fails the check and will give a warning:

```
#include <tgmath.h>

float f1, f2;

void example(void) {
    f1 = sqrt(f2);
}
```


The following code example passes the check and will not give a warning about this issue:

```
#include <math.h>

float f1, f2;

void example(void) {
    f1 = sqrt(f2);
}
```

MISRAC2012-Rule-21.12_a

Synopsis	The exception-handling features of <code><fenv.h></code> are used.
Enabled by default	Yes
Severity/Certainty	Low/High 
Full description	(Required) The exception-handling features of <code><fenv.h></code> should not be used.
Coding standards	MISRA C:2012 Rule-21.12 (Required) The exception handling features of <code><fenv.h></code> should not be used

Code examples

The following code example fails the check and will give a warning:

```
#include <fenv.h>
void f ()
{
    feclearexcept ( FE_DIVBYZERO );
}
```

The following code example passes the check and will not give a warning about this issue:

```
#include <fenv.h>
void f ()
{
    /* ... */
}
```

MISRAC2012-Rule-21.12_b

Synopsis

Macros are used in <fenv.h>.

Enabled by default

Yes

Severity/Certainty

Low/High



Full description

(Required) The exception handling features of <fenv.h> shall not be used.

Coding standards

MISRA C:2012 Rule-21.12

(Required) The exception handling features of <fenv.h> should not be used

Code examples

The following code example fails the check and will give a warning:

```
#include <fenv.h>


void example(void) {
    feclearexcept (FE_INEXACT);
}
```

The following code example passes the check and will not give a warning about this issue:

```
#include <fenv.h>


void example(void) {
    /* including the header but not used its features */
}
```

MISRAC2012-Rule-21.12_c

Synopsis	The standard header file <fenv.h> is used.
Enabled by default	Yes
Severity/Certainty	Low/High 
Full description	(Required) The standard header file <fenv.h> shall not be used.
Coding standards	MISRA C:2012 Rule-21.12 (Required) The exception handling features of <fenv.h> should not be used
Code examples	The following code example fails the check and will give a warning: <pre>#include <fenv.h> void test(){ }</pre> The following code example passes the check and will not give a warning about this issue: <pre>void f () { /* ... */ }</pre>


MISRAC2012-Rule-21.13

Synopsis	Any value passed to a function in <ctype.h> shall be representable as an unsigned char or be the value EOF.
Enabled by default	Yes

Severity/Certainty	<p>High/Low</p> 
Full description	<p>(Mandatory) The relevant functions from <ctype.h> are defined to take an int argument where the expected value is either in the range of an unsigned char or is a negative value equivalent to EOF. The use of any other values results in undefined behaviour.</p>
Coding standards	<p>CERT STR37-C</p> <p style="padding-left: 40px;">Arguments to character handling functions must be representable as an unsigned char</p> <p>MISRA C:2012 Rule-21.13</p> <p style="padding-left: 40px;">(Mandatory) Any value passed to a function in <ctype.h> shall be representable as an unsigned char or be the value EOF</p>
Code examples	<p>The following code example fails the check and will give a warning:</p> <pre>#include <ctype.h> #include "mc3_types.h" bool_t f(uint8_t a) { return isalpha(256); }</pre> <p>The following code example passes the check and will not give a warning about this issue:</p> <pre>#include <ctype.h> #include <stdio.h> #include "mc3_types.h" bool_t f(uint8_t a) { return isdigit ((int32_t) a) && isalpha ((int32_t) 'b') && islower(EOF); }</pre>

MISRAC2012-Rule-21.14

Synopsis	<p>The Standard Library function memcmp shall not be used to compare null terminated strings.</p>
----------	---


Enabled by default	Yes
Severity/Certainty	Medium/Medium 
Full description	(Required) The Standard Library function memcmp shall not be used to compare null terminated strings. If the length of either of the two strings is less than n, then they may compare as different even when they are logically the same.
Coding standards	MISRA C:2012 Rule-21.14 (Required) The Standard Library function memcmp shall not be used to compare null terminated strings
Code examples	<p>The following code example fails the check and will give a warning:</p> <pre>#include<stdlib.h> extern char buffer1[12]; extern char buffer2[12]; void f1 (void) { (void) strcpy (buffer1, "abc"); (void) strcpy (buffer2, "abc"); /* The following use of memcmp is non-compliant */ if (memcmp (buffer1, buffer2, sizeof (buffer1)) != 0) { /* * The strings stored in buffer1 and buffer 2 are reported to be * different, but this may actually be due to differences in the * uninitialised characters stored after the null terminators. */ } }</pre> <p>The following code example passes the check and will not give a warning about this issue:</p>

```
#include<stdlib.h>
#include<mc3_types.h>

/* The following definition violates other guidelines */
unsigned char headerStart[ 6 ] = { 'h', 'e', 'a', 'd', 0, 164 };

void f2 ( const uint8_t *packet ) {
    /* The following use of memcmp is compliant */
    if ( ( NULL != packet ) && ( memcmp( packet, headerStart, 6 )
== 0 ) ) {
        /*
         * Comparison of values having essentially unsigned type
         reports that
         * contents are the same. Any null terminator is simply
         treated as a
         * zero value and any differences beyond it are
         significant.
         */
    }
}
```

MISRAC2012-Rule-21.15

Synopsis	The pointer arguments to memcpy, memmove and memcmp have different types.
Enabled by default	Yes
Severity/Certainty	Medium/Medium 
Full description	(Required) The pointer arguments to the Standard Library functions memcpy, memmove and memcmp shall be pointers to qualified or unqualified versions of compatible types.
Coding standards	MISRA C:2012 Rule-21.15 (Required) The pointer arguments to the Standard Library function memcpy, memmove and memcmp shall be pointers to qualified or unqualified versions of compatible types
Code examples	The following code example fails the check and will give a warning:

```

/*
 * Is it intentional to only copy part of 's2'?
 */
void f(uint8_t s1[8], uint16_t s2[8])
{
    (void) memcpy(s1, s2, 8);
}

```


The following code example passes the check and will not give a warning about this issue:

```

/*
 * Is it intentional to only copy part of 's2'?
 */
void f(uint8_t s1[8], uint8_t s2[8])
{
    (void) memcpy(s1, s2, 8);
}

```

MISRAC2012-Rule-21.16

Synopsis	The types of the pointer arguments to <code>memcpy</code> are not essentially signed, unsigned, Boolean or enum type.
Enabled by default	Yes
Severity/Certainty	Medium/Medium 
Full description	(Required) The pointer arguments to the Standard Library function <code>memcpy</code> shall point to either a pointer type, an essentially signed type, an essentially unsigned type, an essentially Boolean type or an essentially enum type
Coding standards	MISRA C:2012 Rule-21.16 <p>(Required) The pointer arguments to the Standard Library function <code>memcpy</code> shall point to either a pointer type, an essentially signed type, an essentially unsigned type, an essentially Boolean type or an essentially enum type</p>
Code examples	The following code example fails the check and will give a warning:

```

struct S;
/*
 * Return value may indicate that 's1' and 's2' are different due
to padding.
 */
bool_t f(struct S *s1, struct S *s )
{
    return (memcmp(s1, s2, sizeof(struct S)) != 0);          /*
Non-compliant */
}

union U {
    uint32_t range;
    uint32_t height;
};

/*
 * Return value may indicate that 'u1' and 'u2' are the same
 * due to unintentional comparison of 'range' and 'height'.
 */
bool_t f2(union U *u1, union U *u2)
{
    return (memcmp(u1, u2, sizeof(union U)) != 0 );          /*
Non-compliant */
}

const char a[ 6 ] = "task";

/*
 * Return value may incorrectly indicate strings are different as
the
 * length of 'a' (4) is less than the number of bytes compared
(6).
 */

bool_t f3(const char b[6])
{
    return (memcmp(a, b, 6) != 0 );          /*
Non-compliant */
}

```

The following code example passes the check and will not give a warning about this issue:



```

#include <stdbool.h>
#include <string.h>


bool_t f(float* *fp1, float* *fp2)
{
    return (memcmp(fp1, fp2, sizeof(float*)) != 0);
}

```


MISRAC2012-Rule-21.17_a

Synopsis	A call to <code>strlen</code> might cause destination buffer overrun.
Enabled by default	Yes
Severity/Certainty	High/Medium 
Full description	(Mandatory) Use of the string handling functions from <code><string.h></code> shall not result in accesses beyond the bounds of the objects referenced by their pointer parameters.
Coding standards	MISRA C:2012 Rule-21.17 (Mandatory) Use of the string handling functions from <code><string.h></code> shall not result in accesses beyond the bounds of the objects referenced by their pointer parameters
Code examples	<p>The following code example fails the check and will give a warning:</p> <pre> #include <string.h> int example(void) { char string[3] = "Foo"; return strlen(string); } </pre> <p>The following code example passes the check and will not give a warning about this issue:</p> <pre> #include <string.h> int example(void) { char string[4] = "Foo"; return strlen(string); } </pre>


MISRAC2012-Rule-21.17_b

Synopsis	A call to <code>strcat</code> might cause destination buffer overrun.
Enabled by default	Yes
Severity/Certainty	High/Medium 
Full description	(Mandatory) Use of the string handling functions from <code><string.h></code> shall not result in accesses beyond the bounds of the objects referenced by their pointer parameters.
Coding standards	MISRA C:2012 Rule-21.17 (Mandatory) Use of the string handling functions from <code><string.h></code> shall not result in accesses beyond the bounds of the objects referenced by their pointer parameters
Code examples	The following code example fails the check and will give a warning: <pre>#include <string.h> #include <stdlib.h> void example(void) { char *str1 = "Hello World!\n"; char *str2 = (char *)malloc(13); strcpy(str2, ""); strcat(str2, str1); } </pre> <p>The following code example passes the check and will not give a warning about this issue:</p> <pre>#include <string.h> #include <stdlib.h> void example(void) { char *str1 = "Hello World!\n"; char *str2 = (char *)malloc(14); strcpy(str2, ""); strcat(str2, str1); } </pre>

MISRAC2012-Rule-21.17_c

Synopsis	A call to <code>strcpy</code> might cause destination buffer overrun.
Enabled by default	Yes
Severity/Certainty	High/Medium 
Full description	(Mandatory) Use of the string handling functions from <code><string.h></code> shall not result in accesses beyond the bounds of the objects referenced by their pointer parameters.
Coding standards	MISRA C:2012 Rule-21.17 (Mandatory) Use of the string handling functions from <code><string.h></code> shall not result in accesses beyond the bounds of the objects referenced by their pointer parameters
Code examples	The following code example fails the check and will give a warning: <pre>#include <string.h> #include <stdlib.h> void example(void) { char *str1 = "Hello World!\n"; char *str2 = (char *)malloc(13); strcpy(str2, str1); }</pre> The following code example passes the check and will not give a warning about this issue: <pre>#include <string.h> #include <stdlib.h> void example(void) { char *str1 = "Hello World!\n"; char *str2 = (char *)malloc(14); strcpy(str2, str1); }</pre>

MISRAC2012-Rule-21.17_d

Synopsis	A call to <code>strncat</code> might cause a destination buffer overrun.
Enabled by default	Yes
Severity/Certainty	High/Medium 
Full description	(Mandatory) Use of the string handling functions from <code><string.h></code> shall not result in accesses beyond the bounds of the objects referenced by their pointer parameters.
Coding standards	MISRA C:2012 Rule-21.17 (Mandatory) Use of the string handling functions from <code><string.h></code> shall not result in accesses beyond the bounds of the objects referenced by their pointer parameters
Code examples	The following code example fails the check and will give a warning: <pre>#include <string.h> #include <stdlib.h> void example(int d) { char * a = malloc(sizeof(char) * 5); char * b = malloc(sizeof(char) * 100); int c; if (d) { c = 10; } else { c = 5; } strcpy(a, "0123"); strcpy(b, "45678901234"); strncat(a, b, c); }</pre> The following code example passes the check and will not give a warning about this issue:


```

#include <string.h>
#include <stdlib.h>

void example(int d) {
    char * a = malloc(sizeof(char) * 5);
    char * b = malloc(sizeof(char) * 100);
    int c;
    if (d) {
        c = 2;
    } else {
        c = 3;
    }
    strcpy(a, "0123");
    strcpy(b, "45678901234");
    strncat(b, a, c);
}

```

MISRAC2012-Rule-21.17_e

Synopsis	A call to <code>strncmp</code> might cause a buffer overrun.
Enabled by default	Yes
Severity/Certainty	High/Medium 
Full description	(Mandatory) Use of the string handling functions from <code><string.h></code> shall not result in accesses beyond the bounds of the objects referenced by their pointer parameters.
Coding standards	MISRA C:2012 Rule-21.17 (Mandatory) Use of the string handling functions from <code><string.h></code> shall not result in accesses beyond the bounds of the objects referenced by their pointer parameters
Code examples	The following code example fails the check and will give a warning:

```
#include <stdlib.h>
#include <string.h>

void example(int d) {
    char *a = malloc(sizeof(char) * 10);
    char *b = malloc(sizeof(char) * 10);
    int c;
    if (d) {
        c = 20;
    } else {
        c = 5;
    }
    strncpy(a, b, c);
}
```

The following code example passes the check and will not give a warning about this issue:

```
#include <stdlib.h>
#include <string.h>

void example(int d) {
    char *a = malloc(sizeof(char) * 10);
    char *b = malloc(sizeof(char) * 10);
    int c;
    if (d) {
        c = 8;
    } else {
        c = 5;
    }
    strncpy(a, b, c);
}
```

MISRAC2012-Rule-21.17_f

Synopsis	A call to <code>strncpy</code> might cause a destination buffer overrun.
Enabled by default	Yes
Severity/Certainty	High/Medium



Full description	(Mandatory) Use of the string handling functions from <string.h> shall not result in accesses beyond the bounds of the objects referenced by their pointer parameters.
Coding standards	MISRA C:2012 Rule-21.17 (Mandatory) Use of the string handling functions from <string.h> shall not result in accesses beyond the bounds of the objects referenced by their pointer parameters
Code examples	<p>The following code example fails the check and will give a warning:</p> <pre>#include <string.h> #include <stdlib.h> void example(void) { char *str1 = "Hello World!\n"; char *str2 = (char *)malloc(13); strncpy(str2, str1, 14); }</pre> <p>The following code example passes the check and will not give a warning about this issue:</p> <pre>#include <string.h> #include <stdlib.h> void example(void) { char *str1 = "Hello World!\n"; char *str2 = (char *)malloc(14); strncpy(str2, str1, 14); }</pre>

MISRAC2012-Rule-21.18_a

Synopsis	A call to a function in <string.h> causes a buffer overrun.
Enabled by default	Yes
Severity/Certainty	High/Medium



Full description	(Mandatory) The <code>size_t</code> argument passed to any function in <code><string.h></code> shall have an appropriate value.
Coding standards	CERT ARR38-C Guarantee that library functions do not form invalid pointers MISRA C:2012 Rule-21.18 (Mandatory) The <code>size_t</code> argument passed to any functions in <code><string.></code> shall have an appropriate value

Code examples The following code example fails the check and will give a warning:

```
#include <string.h>

char buf1[5];
char buf2[10];

void f(void)
{
    if (memcmp(buf1, buf2, 6) == 0)          /* Non-compliant */
    {
    }
}
```

The following code example passes the check and will not give a warning about this issue:


```
#include <string.h>

char buf1[5];
char buf2[10];

void f(void)
{
    if (memcmp(buf1, buf2, 5) == 0)        /* Compliant */
    {
    }
}
```


MISRAC2012-Rule-21.18_b

Synopsis	A call to <code>memchr</code> causes a buffer overrun.
Enabled by default	Yes


Severity/Certainty	Medium/Medium 
Full description	(Mandatory) The size_t argument passed to any function in <string.h> shall have an appropriate value
Coding standards	CERT ARR38-C Guarantee that library functions do not form invalid pointers MISRA C:2012 Rule-21.18 (Mandatory) The size_t argument passed to any functions in <string.> shall have an appropriate value
Code examples	The following code example fails the check and will give a warning: <pre>#include <string.h> void f() { char s[] = "Hello"; memchr(s, 'H', 10); }</pre> The following code example passes the check and will not give a warning about this issue: <pre>#include <string.h> void f() { char s[] = "Hello"; memchr(s, 'H', 10); }</pre>

MISRAC2012-Rule-21.19_a

Synopsis	The pointer returned by localeconv, getenv, setlocale or, strerror is assigned to a non-const type.
Enabled by default	Yes

Severity/Certainty	<p>High/High</p> 
Full description	<p>(Mandatory) The pointers returned by the Standard Library functions <code>localeconv</code>, <code>getenv</code>, <code>setlocale</code> or, <code>strerror</code> shall only be used as if they have pointer to <code>const</code>-qualified type.</p>
Coding standards	<p>MISRA C:2012 Rule-21.19</p> <p>(Mandatory) The pointers returned by the Standard Library functions <code>localeconv</code>, <code>getenv</code>, <code>setlocale</code> or, <code>strerror</code> shall only be used as if the have pointer to <code>const</code>-qualified type</p>
Code examples	<p>The following code example fails the check and will give a warning:</p> <pre>#include <stdlib.h> void example(void) { char *a = getenv("MY_VAR"); }</pre> <p>The following code example passes the check and will not give a warning about this issue:</p> <pre>#include <stdlib.h> void example(void) { const char *a = getenv("MY_VAR"); }</pre>


MISRAC2012-Rule-21.19_b

Synopsis	<p>The pointer returned by <code>localeconv</code>, <code>getenv</code>, <code>setlocale</code> or, <code>strerror</code> is assigned to a non-<code>const</code> type.</p>
Enabled by default	<p>Yes</p>
Severity/Certainty	<p>High/High</p> 

Full description	(Mandatory) The pointers returned by the Standard Library functions <code>localeconv</code> , <code>getenv</code> , <code>setlocale</code> or, <code>strerror</code> shall only be used as if they have pointer to <code>const</code> -qualified type.
Coding standards	MISRA C:2012 Rule-21.19 (Mandatory) The pointers returned by the Standard Library functions <code>localeconv</code> , <code>getenv</code> , <code>setlocale</code> or, <code>strerror</code> shall only be used as if the have pointer to <code>const</code> -qualified type
Code examples	<p>The following code example fails the check and will give a warning:</p> <pre>#include <stdlib.h> void example(void) { char *s = getenv("MY_VAR"); *s = 'A'; }</pre> <p>The following code example passes the check and will not give a warning about this issue:</p> <pre>#include <stdlib.h> #include <string.h> void example(void) { char *str = getenv("MY_VAR"); char *copy_of_str = (char *)malloc(strlen(str) + 1); *copy_of_str = 'A'; }</pre>

MISRAC2012-Rule-21.20

Synopsis	A pointer returned by <code>asctime</code> , <code>ctime</code> , <code>gmtime</code> , <code>localtime</code> , <code>localeconv</code> , <code>getenv</code> , <code>setlocale</code> or <code>strerror</code> is used after following a subsequent call to the same function.
Enabled by default	Yes
Severity/Certainty	High/Medium



Full description (Mandatory) The pointer returned by the Standard Library functions `asctime`, `ctime`, `gmtime`, `localtime`, `localeconv`, `getenv`, `setlocale` or `strerror` shall not be used following a subsequent call to the same function.

Coding standards MISRA C:2012 Rule-21.20
 (Mandatory) The pointer returned by the Standard Library functions `asctime`, `ctime`, `gmtime`, `localtime`, `localeconv`, `getenv`, `setlocale` or `strerror` shall not be used following a subsequent call to the same function

Code examples The following code example fails the check and will give a warning:

```
#include <stdlib.h>

void f1( void )
{
    const char *res1;
    const char *res2;
    char copy[ 128 ];

    res1 = setlocale ( LC_ALL, 0 );
    ( void ) strcpy ( copy, res1 );
    res2 = setlocale ( LC_MONETARY, "French" );
    /* Non-compliant - use after subsequent call */
    printf ( "%s\n", res1 );
}

```

The following code example passes the check and will not give a warning about this issue:


```
#include <stdlib.h>

void f1( void )
{
    const char *res1;
    const char *res2;
    char copy[ 128 ];


    res1 = setlocale ( LC_ALL, 0 );
    ( void ) strcpy ( copy, res1 );
    res2 = setlocale ( LC_MONETARY, "French" );
    /* Compliant - copy made before subsequent call */
    printf ( "%s\n", copy );
    /* Compliant - no subsequent call before use */
    printf ( "%s\n", res2 );
}

```

MISRAC2012-Rule-21.21


Synopsis	Uses of system were found.
Enabled by default	Yes
Severity/Certainty	Low/Medium 
Full description	(Required) The Standard Library function system of <stdlib.h> shall not be used.
Coding standards	MISRA C:2012 Rule-21.21 (Required) The Standard Library function system of <stdlib.h> shall not be used
Code examples	The following code example fails the check and will give a warning: <pre>#include <stdlib.h> int example(void) { return system("ls -l"); }</pre> <p>The following code example passes the check and will not give a warning about this issue:</p> <pre>int example(void) { return 0; }</pre>

MISRAC2012-Rule-21.22

Synopsis	Uses of bad type argument to tgmth.h macro were found.
Enabled by default	Yes
Severity/Certainty	Low/Medium 
Full description	(Mandatory) All operand arguments to any type-generic macros declared in <tgmth.h> shall have an appropriate essential type.

Coding standards	<p>MISRA C:2012 Rule-21.22</p> <p>(Mandatory) All operand arguments to any type-generic macros declared in <tgmath.h> shall have an appropriate essential type</p>
Code examples	<p>The following code example fails the check and will give a warning:</p> <pre>#include <tgmath.h> char c1, c2; void example (void) { c2 = sqrt (c1); /* Non-compliant - essentially character real type */ }</pre> <p>The following code example passes the check and will not give a warning about this issue:</p> <pre>#include <tgmath.h> float f1, f2; void example (void) { f2 = sqrt (f1); /* Compliant - essentially floating real type */ }</pre>

MISRAC2012-Rule-21.23

Synopsis	Uses of differently typed arguments to tgmath.h macro were found.
Enabled by default	Yes
Severity/Certainty	<p>Low/Medium</p> 
Full description	(Required) All operand arguments to any multi-argument type-generic macros declared in <tgmath.h> shall have the same standard type.
Coding standards	MISRA C:2012 Rule-21.23

(Required) All operand arguments to any multi-argument type-generic macros declared in <tmath.h> shall have the same standard type

Code examples

The following code example fails the check and will give a warning:

```
#include <tmath.h>

void example (void) {
    float f1, f2;
    /* Non-compliant - unclear which argument was intended to
    control precision */
    f2 = pow(f1, d2);
}
```

The following code example passes the check and will not give a warning about this issue:

```
#include <tmath.h>

void example (void) {
    float f1, f2;

    f2 = pow(f1, f2); /* Compliant */
}
```

MISRAC2012-Rule-21.24

Synopsis

Uses of srand, rand were found.

Enabled by default

Yes

Severity/Certainty

Low/Medium



Full description

(Required) The random number generator functions of <stdlib.h> shall not be used

Coding standards

MISRA C:2012 Rule-21.24

(Required) The random number generator functions of <stdlib.h> shall not be used

Code examples

The following code example fails the check and will give a warning:


```
#include <stdlib.h>

int example() {
    int r = rand(); /* Non-compliant */
    return r;
}
```

The following code example passes the check and will not give a warning about this issue:

```
void example(void) {
}
```

MISRAC2012-Rule-21.25

Synopsis	Use of other than memory_order_seq_cst parameter found.
Enabled by default	Yes
Severity/Certainty	Low/Medium 
Full description	(Required) All memory synchronization operations shall be executed in sequentially consistent order
Coding standards	MISRA C:2012 Rule-21.25 (Required) All memory synchronization operations shall be executed in sequentially consistent order
Code examples	The following code example fails the check and will give a warning:


```

#include <stdatomic.h>

typedef struct s {
    short a;
    short b;
} s_t;

_Atomic s_t astr;

void main( void ) {
    s_t lstr = atomic_load_explicit( &astr, memory_order_relaxed );
    /* Non-compliant */
}

```

The following code example passes the check and will not give a warning about this issue:

```

#include <stdatomic.h>


typedef struct s {
    short a;
    short b;
} s_t;

_Atomic s_t astr;

void main( void ) {
    s_t lstr = atomic_load( &astr ); /* Compliant */
}

```

MISRAC2012-Rule-22.1_a

Synopsis	A memory leak due to incorrect deallocation was detected.
Enabled by default	Yes
Severity/Certainty	High/Low 
Full description	(Required) All resources obtained dynamically by means of Standard Library functions shall be explicitly released This check is identical to MEM-leak, SEC-BUFFER-memory-leak, CERT-MEM31-C.

Coding standards	<p>CERT MEM31-C</p> <p style="padding-left: 40px;">Free dynamically allocated memory exactly once</p> <p>CWE 401</p> <p style="padding-left: 40px;">Improper Release of Memory Before Removing Last Reference ('Memory Leak')</p> <p>CWE 772</p> <p style="padding-left: 40px;">Missing Release of Resource after Effective Lifetime</p> <p>MISRA C:2012 Rule-22.1</p> <p style="padding-left: 40px;">(Required) All resources obtained dynamically by means of Standard Library functions shall be explicitly released</p>
------------------	---

Code examples	<p>The following code example fails the check and will give a warning:</p> <pre>#include <stdlib.h> int main(void) { int *ptr = (int *)malloc(sizeof(int)); ptr = NULL; //losing reference to the allocated memory free(ptr); return 0; }</pre> <p>The following code example passes the check and will not give a warning about this issue:</p> <pre>#include <stdlib.h> int main(void) { int *ptr = (int*)malloc(sizeof(int)); if (rand() < 5) { free(ptr); } else { free(ptr); } return 0; }</pre>
---------------	---

MISRAC2012-Rule-22.1_b

Synopsis	A file pointer is never closed.
Enabled by default	Yes
Severity/Certainty	Medium/Medium 
Full description	(Required) All resources obtained dynamically by means of Standard Library functions shall be explicitly released This check is identical to MISRAC2012-Dir-4.13_c, RESOURCE-file-no-close-all, SEC-FILEOP-open-no-close, CERT-FIO42-C_a.
Coding standards	CERT FIO42-C <p>Ensure files are properly closed when they are no longer needed</p> <p>CWE 404</p> <p>Improper Resource Shutdown or Release</p> <p>MISRA C:2012 Rule-22.1</p> <p>(Required) All resources obtained dynamically by means of Standard Library functions shall be explicitly released</p>
Code examples	The following code example fails the check and will give a warning: <pre>#include <stdio.h> void example(void) { FILE *fp = fopen("test.txt", "c"); }</pre> <p>The following code example passes the check and will not give a warning about this issue:</p> <pre>#include <stdio.h> void example(void) { FILE *fp = fopen("test.txt", "c"); fclose(fp); }</pre>

MISRAC2012-Rule-22.2_a


Synopsis	A memory location is freed more than once.
Enabled by default	Yes
Severity/Certainty	High/Medium 
Full description	(Mandatory) A block of memory shall only be freed if it was allocated by means of a Standard Library function This check is identical to MEM-double-free.
Coding standards	CERT MEM31-C <p style="margin-left: 40px;">Free dynamically allocated memory exactly once</p> CWE 415 <p style="margin-left: 40px;">Double Free</p> MISRA C:2012 Rule-22.2 <p style="margin-left: 40px;">(Mandatory) A block of memory shall only be freed if it was allocated by means of a Standard Library function</p>
Code examples	The following code example fails the check and will give a warning: <pre>#include <stdlib.h> void f(int *p) { free(p); if(p) free(p); }</pre> <p>The following code example passes the check and will not give a warning about this issue:</p> <pre>#include <stdlib.h> void example(void) { int *p=malloc(4); free(p); }</pre>

MISRAC2012-Rule-22.2_b

Synopsis	Freeing a memory location more than once on some paths but not others.
Enabled by default	Yes
Severity/Certainty	Medium/Medium 
Full description	(Mandatory) A block of memory shall only be freed if it was allocated by means of a Standard Library function This check is identical to MEM-double-free-some.
Coding standards	CERT MEM31-C Free dynamically allocated memory exactly once CWE 415 Double Free MISRA C:2012 Rule-22.2 (Mandatory) A block of memory shall only be freed if it was allocated by means of a Standard Library function
Code examples	The following code example fails the check and will give a warning: <pre>#include <stdlib.h> void example(void) { int *ptr = (int*)malloc(sizeof(int)); free(ptr); if(rand() % 2 == 0) { free(ptr); } }</pre> The following code example passes the check and will not give a warning about this issue:

```
#include <stdlib.h>
void example(void) {
    int *ptr = (int*)malloc(sizeof(int));
    if(rand() % 2 == 0)
    {
        free(ptr);
    }
    else
    {
        free(ptr);
    }
}
```

MISRAC2012-Rule-22.2_c


Synopsis	A stack address might be freed.
Enabled by default	Yes
Severity/Certainty	High/High 
Full description	(Mandatory) A block of memory shall only be freed if it was allocated by means of a Standard Library function This check is identical to MEM-free-variable, CERT-MEM34-C_a.
Coding standards	CERT MEM34-C Only free memory allocated dynamically CWE 590 Free of Memory not on the Heap MISRA C:2012 Rule-22.2 (Mandatory) A block of memory shall only be freed if it was allocated by means of a Standard Library function
Code examples	The following code example fails the check and will give a warning:

```
#include <stdlib.h>
void example(void){
    int x=0;
    free(&x);
}
```

The following code example passes the check and will not give a warning about this issue:

```
void example(void) {
    int *p;
    p = (int *)malloc(sizeof( int));
    free(p);
}
```

MISRAC2012-Rule-22.3


Synopsis	A file was found that is open for read and write access at the same time on different streams.
Enabled by default	Yes
Severity/Certainty	Medium/Medium 
Full description	(Required) The same file shall not be open for read and write access at the same time on different streams.
Coding standards	MISRA C:2012 Rule-22.3 (Required) The same file shall not be open for read and write access at the same time on different streams
Code examples	The following code example fails the check and will give a warning: <pre>#include <stdio.h> void example(void) { FILE *f1 = fopen("foo", "r"); FILE *f2; f2 = fopen("foo", "w"); }</pre>

The following code example passes the check and will not give a warning about this issue:

```
#include <stdio.h>

void example(void) {
    FILE *f1 = fopen("foo", "r");
    FILE *f2;
    fclose(f1);
    f2 = fopen("foo", "r");
}
```

MISRAC2012-Rule-22.4


Synopsis	A file opened as read-only is written to.
Enabled by default	Yes
Severity/Certainty	Medium/Medium 
Full description	(Mandatory) There shall be no attempt to write to a stream which has been opened as read-only This check is identical to RESOURCE-write-ronly-file.
Coding standards	MISRA C:2012 Rule-22.4 (Mandatory) There shall be no attempt to write to a stream which has been opened as read-only
Code examples	The following code example fails the check and will give a warning: <pre>#include <stdio.h> #include <stdlib.h> void example(void) { FILE *f1; f1 = fopen("test-file.txt", "r"); fprintf(f1, "Hello, World!"); fclose(f1); }</pre>

The following code example passes the check and will not give a warning about this issue:

```
#include <stdio.h>
#include <stdlib.h>

void example(void) {
    FILE *f1;
    f1 = fopen("test-file.txt", "r+");
    fprintf(f1, "Hello, World!");
    fclose(f1);
}
```

MISRAC2012-Rule-22.5_a


Synopsis	A pointer to a FILE object is dereferenced.
Enabled by default	Yes
Severity/Certainty	Low/Medium 
Full description	(Mandatory) A pointer to a FILE object shall not be dereferenced This check is identical to RESOURCE-deref-file.
Coding standards	MISRA C:2012 Rule-22.5 (Mandatory) A pointer to a FILE object shall not be dereferenced
Code examples	The following code example fails the check and will give a warning: <pre>#include <stdio.h> void example(void) { FILE *f1; FILE *f2; *f2 = *f1; }</pre> <p>The following code example passes the check and will not give a warning about this issue:</p>

```
#include <stdio.h>

void example(void) {
    FILE *f1;
    FILE *f2;

    f1 = f2;
}
```

MISRAC2012-Rule-22.5_b

Synopsis	A file pointer was found that is implicitly dereferenced by a library function.
Enabled by default	Yes
Severity/Certainty	Medium/Medium 
Full description	(Mandatory) A pointer to a FILE object shall not be dereferenced This check is identical to RESOURCE-implicit-deref-file.
Coding standards	MISRA C:2012 Rule-22.5 (Mandatory) A pointer to a FILE object shall not be dereferenced
Code examples	The following code example fails the check and will give a warning: <pre>#include <stdio.h> #include <stdlib.h> #include <string.h> void example(void) { FILE *ptr1 = fopen("hello", "r"); int *a; memcpy(ptr1, a, 10); }</pre> The following code example passes the check and will not give a warning about this issue:


```

#include <stdio.h>
#include <stdlib.h>
#include <string.h>

void example(void) {
    FILE *ptr1;
    int *a;
    memcpy(a, a, 0);
}

```


MISRAC2012-Rule-22.6

Synopsis	A file pointer was found that is used after it has been closed.
Enabled by default	Yes
Severity/Certainty	Medium/Medium 
Full description	(Mandatory) The value of a pointer to a FILE shall not be used after the associated stream has been closed
Coding standards	MISRA C:2012 Rule-22.6 (Mandatory) The value of a pointer to a FILE shall not be used after the associated stream has been closed
Code examples	The following code example fails the check and will give a warning: <pre> #include <stdio.h> void example(void) { FILE *f1; f1 = fopen("test_file", "w"); fclose(f1); fprintf(f1, "Hello, World!\n"); } </pre> The following code example passes the check and will not give a warning about this issue:

```
#include <stdio.h>

void example(void) {
    FILE *f1;
    f1 = fopen("test_file", "w");
    fprintf(f1, "Hello, World!\n");
    fclose(f1);
}
```

MISRAC2012-Rule-22.7_a

Synopsis	The macro EOF is compared with a value not originating from a function capable of returning EOF.
Enabled by default	Yes
Severity/Certainty	Medium/Medium 
Full description	(Required) The macro EOF shall only be compared with the unmodified return value from any Standard Library function capable of returning EOF
Coding standards	MISRA C:2012 Rule-22.7 (Required) The macro EOF shall only be compared with the unmodified return value from any Standard Library function capable of returning EOF
Code examples	The following code example fails the check and will give a warning:

```

#include <stdio.h>
#include <stdint.h>

void f1(void)
{
    char ch;
    ch = (char)getchar();
    /*
     * The following test is non-compliant. It will not be reliable
     * as the
     * return value is cast to a narrower type before checking for
     * EOF. */
    if (EOF != (int32_t) ch) {
    }
}

```

The following code example passes the check and will not give a warning about this issue:

```


#include <stdio.h>
#include <stdint.h>

void f2(void)
{
    char ch;
    ch = (char)getchar();
    if (!feof(stdin))
    {
    }
}


void f3(void)
{
    int32_t i_ch;
    i_ch = getchar();
    /*
     * The following test is compliant. It will be reliable as the
     * unconverted return value is used when checking for EOF. */
    if (EOF != i_ch)
    {
        char ch;
        ch = (char)i_ch;
    }
}

```

MISRAC2012-Rule-22.7_b

Synopsis	The macro EOF is compared with a value not originating from a function capable of returning EOF.
Enabled by default	Yes
Severity/Certainty	Medium/Medium 
Full description	The macro EOF shall only be compared with the unmodified return value from any Standard Library function capable of returning EOF
Coding standards	MISRA C:2012 Rule-22.7 (Required) The macro EOF shall only be compared with the unmodified return value from any Standard Library function capable of returning EOF
Code examples	<p>The following code example fails the check and will give a warning:</p> <pre>#include <stdio.h> #include <stdint.h> void f(void) { int a = getchar(); a = 5; if (a == EOF) { } }</pre> <p>The following code example passes the check and will not give a warning about this issue:</p> <pre>#include <stdio.h> #include <stdint.h> void f(void) { int a = getchar(); a = 5; }</pre>

MISRAC2012-Rule-22.8

Synopsis	<code>errno</code> is not set to zero prior a call to an <code>errno-setting-function</code> .
Enabled by default	Yes
Severity/Certainty	Medium/Medium 
Full description	(Required) The value of <code>errno</code> shall be set to zero prior to a call to an <code>errno-setting-function</code> .
Coding standards	MISRA C:2012 Rule-22.8 (Required) The value of <code>errno</code> shall be set to zero prior to a call to an <code>errno-setting-function</code>
Code examples	The following code example fails the check and will give a warning: <pre>#include<mc3_types.h> void f (void) { float64_t f64; f64 = strtod ("A.12", NULL); }</pre> <p>The following code example passes the check and will not give a warning about this issue:</p>

```

#include<mc3_types.h>
#include<errno.h>

void f ( void )
{
    float64_t f64;

    if ( 0 == errno )
    {
        f64 = strtod ( "A.12", NULL ); /* Compliant by
exception */
        if ( 0 == errno )
        {
        }
    }
    else
    {
        errno = 0;
        f64 = strtod ( "A.13", NULL ); /* Compliant */
        if ( 0 == errno )
        {
        }
    }
}

```

MISRAC2012-Rule-22.9

Synopsis errno is not tested against zero after a call to an errno-setting-function.

Enabled by default Yes

Severity/Certainty Medium/Medium



Full description (Required) The value of `errno` shall be tested against zero after calling an `errno-setting-function`.

Coding standards MISRA C:2012 Rule-22.9
(Required) The value of `errno` shall be tested against zero after calling an `errno-setting-function`

Code examples

The following code example fails the check and will give a warning:

```
#include <errno.h>
#include <stdlib.h>
void foo(void);

void example(void) {
    char *p;
    strtol("0xDEADBEEF", &p, 16);
    foo();
    if (errno != 0) {

    }
}
```


The following code example passes the check and will not give a warning about this issue:

```
#include <errno.h>
#include <stdlib.h>
void foo(void);

void example(void) {
    char *p;
    strtol("0xDEADBEEF", &p, 16);
    if (errno != 0) {

    }
}
```

MISRAC2012-Rule-22.10

Synopsis	<code>errno</code> is tested after a call to function that is not an <code>errno</code> -setting-function.
Enabled by default	Yes
Severity/Certainty	Medium/Medium 
Full description	(Required) The value of <code>errno</code> shall only be tested when the last function to be called was an <code>errno</code> -setting-function.
Coding standards	MISRA C:2012 Rule-22.10

(Required) The value of errno shall only be tested when the last function to be called an errno-setting-function

Code examples

The following code example fails the check and will give a warning:

```
#include<mc3_types.h>

void f ( void )
{
    float64_t f64;
    errno = 0;
    f64 = atof ( "A.12" );
    if ( 0 == errno ) /* Non-compliant */
        {
            /* f64 may not have a valid value in here.
             */
        }
}
```

The following code example passes the check and will not give a warning about this issue:

```
#include<mc3_types.h>

void f ( void )
{
    float64_t f64;
    errno = 0;
    f64 = strtod ( "A.12", NULL );
    if ( 0 == errno ) /* Compliant */
        {
            /* f64 will have a valid value in here. */
        }
}
```

MISRAC2012-Rule-23.1

Synopsis	Found generic selection not in a macro.
Enabled by default	No
Severity/Certainty	Medium/Medium



Full description	(Advisory) A generic selection should only be expanded from a macro.
Coding standards	MISRA C:2012 Rule-23.1 (Advisory) A generic selection should only be expanded from a macro.

Code examples The following code example fails the check and will give a warning:

```
#include <stdint.h>

typedef float float32_t;

void example(void) {
    int32_t x = 0;
    /* Non-compliant - not a macro */
    int32_t y = _Generic( x
        , int32_t : 1
        , float32_t : 2 );
}
```

The following code example passes the check and will not give a warning about this issue:

```
#include <stdint.h>

typedef float float32_t;

/* Compliant - used to implement a generic function */
#define arith(X) ( _Generic( (X) \
    , int32_t : handle_int32 \
    , float32_t : handle_float \
    , default : handle_any ) (X) )
```


MISRAC2012-Rule-23.2

Synopsis	Found generic selection with potential side effects in controlling expression.
Enabled by default	Yes
Severity/Certainty	Medium/Medium



Full description	(Required) A generic selection that is not expanded from a macro shall not contain potential side effects in the controlling expression.
Coding standards	MISRA C:2012 Rule-23.2 (Required) A generic selection that is not expanded from a macro shall not contain potential side effects in the controlling expression.
Code examples	<p>The following code example fails the check and will give a warning:</p> <pre>#include <stdint.h> int shared_state; void example(void) { /* Non-compliant */ int a = _Generic (++shared_state, short: 0, default: 1); }</pre> <p>The following code example passes the check and will not give a warning about this issue:</p> <pre>int shared_state; void example(void) { /* Compliant */ int a = _Generic (shared_state, short: 0, default: 1); }</pre>

MISRAC2012-Rule-23.3

Synopsis	Found generic selection without non default association.
Enabled by default	No
Severity/Certainty	Medium/Medium 
Full description	(Advisory) A generic selection should contain at least one non-default association.
Coding standards	MISRA C:2012 Rule-23.3

(Advisory) A generic selection should contain at least one non-default association.

Code examples

The following code example fails the check and will give a warning:

```
#define no_op(X) _Generic( (X), default: X )

void example(void)
{
    int b = no_op(7);
}
```

The following code example passes the check and will not give a warning about this issue:

```
/* Compliant - has a non-default and a default association */
#define no_opP(X) ( _Generic( (X) \
    , int:      (X) \
    , default: (X) ))

void example(void)
{
    int b = no_opP(7);
}
```

MISRA C2012-Rule-23.4

Synopsis

Found generic association with inappropriate type.

Enabled by default

Yes

Severity/Certainty

Medium/Medium



Full description

(Advisory) A generic association shall list an appropriate type.

Coding standards

MISRA C:2012 Rule-23.4

(Required) A generic association shall list an appropriate type

Code examples

The following code example fails the check and will give a warning:

```

typedef int Array [10];
typedef Array * ArrayP;

void handle_intp(int* x);

/* Non-compliant (because Array is listed) */
#define handle_array_nc(X) _Generic(&(X[0]) \
, Array : handle_intp (&(X[0])) \
, ArrayP : handle_intp (X) \
, int *: handle_intp (X) )

void example(void) {
    Array arr;
    handle_array_nc(arr);
}

```

The following code example passes the check and will not give a warning about this issue:

```

typedef int Array [10];
typedef Array * ArrayP;

void handle_intp(int* x);

/* Compliant */
#define handle_array(X) _Generic( &(X[0]) \
, int *: handle_intp (X) \
, ArrayP : handle_intp (X) )

void example(void) {
    Array arr;
    handle_array(arr);
}

```

MISRAC2012-Rule-23.5

Synopsis	Found generic selection depending on implicit pointer type conversion.
Enabled by default	No
Severity/Certainty	Medium/Medium



Full description (Advisory) A generic selection should not depend on implicit pointer type conversion.

Coding standards MISRA C:2012 Rule-23.5
(Advisory) A generic selection should not depend on implicit pointer type conversion.

Code examples The following code example fails the check and will give a warning:

```
void handle_cpi (const int *);
void handle_any (void *);

#define handle_pointer(X) ( _Generic ((X) \
, const int *: handle_cpi \
, default : handle_any) (X) )

void example(void) {
    int mi;
    /* Non-compliant - default is selected NOT const int * */
    handle_pointer(&mi);
}
```

The following code example passes the check and will not give a warning about this issue:

```
void handle_cpi (const int *);
void handle_any (void *);


#define handle_pointer(X) ( _Generic ((X) \
, const int *: handle_cpi \
, default : handle_any) (X) )

void example(void) {
    const int ci;
    /* Compliant - const int * is selected */
    handle_pointer(&ci);
}
```


MISRAC2012-Rule-23.6

Synopsis Found generic selection not using an essential type that matches its standard type.

Enabled by default Yes


Severity/Certainty	<p>Medium/Medium</p> 
Full description	(Required) The controlling expression of a generic selection shall have an essential type that matches its standard type.
Coding standards	<p>MISRA C:2012 Rule-23.6</p> <p>(Required) The controlling expression of a generic selection shall have an essential type that matches its standard type.</p>
Code examples	<p>The following code example fails the check and will give a warning:</p> <pre> void handle_short(short s); void handle_int(int i); #define filter_ints(X) (_Generic((X) \ , short: handle_short \ , int : handle_int) (X)) void example(void) { short s16 = 0; /* Non-compliant */ filter_ints (s16 + s16); /* Selects int, essentially short */ } </pre> <p>The following code example passes the check and will not give a warning about this issue:</p> <pre> void handle_short(short s); void handle_int(int i); #define filter_ints(X) (_Generic((X) \ , short: handle_short \ , int : handle_int) (X)) void example(void) { short s16 = 0; /* Compliant */ filter_ints (s16); } </pre>

MISRAC2012-Rule-23.7

Synopsis	Found generic selection evaluating argument not exactly once.
Enabled by default	No
Severity/Certainty	Medium/Medium 
Full description	(Advisory) A generic selection that is expanded from a macro should evaluate its argument only once.
Coding standards	MISRA C:2012 Rule-23.7 (Advisory) A generic selection that is expanded from a macro should evaluate its argument only once.
Code examples	The following code example fails the check and will give a warning: <pre>/* Non-compliant */ #define gfun1(X) _Generic((X) \ , int : funi (X) \ , float : funf (X) \ , default : default_result)</pre> The following code example passes the check and will not give a warning about this issue: <pre>/* Compliant */ #define gfun2(X) (_Generic((X) \ , int : funi \ , float : funf) (X))</pre>

MISRAC2012-Rule-23.8


Synopsis	Found generic selection with default association not first or last.
Enabled by default	Yes

Severity/Certainty	<p>Medium/Medium</p> 
Full description	(Required) A default association shall appear as either the first or the last association of a generic selection.
Coding standards	<p>MISRA C:2012 Rule-23.8</p> <p>(Required) A default association shall appear as either the first or the last association of a generic selection.</p>
Code examples	<p>The following code example fails the check and will give a warning:</p> <pre>#include <math.h> /* Non-compliant - default is not first or last association */ #define sqrtF(X) (_Generic((X) \ , float : sqrtf \ , default : sqrt \ , long double: sqrtl) (X)) void example(void) { float b = sqrtF(3.0f); }</pre> <p>The following code example passes the check and will not give a warning about this issue:</p> <pre>#include <math.h> /* Compliant - default is first association */ #define sqrtP(X) (_Generic((X) \ , default : sqrt \ , float : sqrtf) (X)) void example(void) { float f1 = sqrtP(3.0f); }</pre>

MISRAC++2008-0-1-1

Synopsis


A part of the application is never executed.

Enabled by default	Yes
Severity/Certainty	Low/Medium 
Full description	(Required) A project shall not contain unreachable code. This check is identical to RED-dead, MISRAC2004-14.1, MISRAC++2008-0-1-9, MISRAC2012-Rule-2.1_b.
Coding standards	CERT MSC07-C Detect and remove dead code CWE 561 Dead Code MISRA C:2004 14.1 (Required) There shall be no unreachable code. MISRA C:2012 Rule-2.1 (Required) A project shall not contain unreachable code MISRA C++ 2008 0-1-9 (Required) There shall be no dead code.
Code examples	The following code example fails the check and will give a warning: <pre>#include <stdio.h> int f(int mode) { switch (mode) { case 0: return 1; printf("Hello!"); // This line cannot execute. default: return -1; } }</pre> The following code example passes the check and will not give a warning about this issue:

```
#include <stdio.h>


int f(int mode) {
    switch (mode) {
        case 0:
            printf("Hello!"); // This line can execute.
            return 1;
        default:
            return -1;
    }
}
```

MISRAC++2008-0-1-2_a


Synopsis	The condition in if, for, while, do-while statement sequences and the ternary operator is always met.
Enabled by default	Yes
Severity/Certainty	Medium/Medium 
Full description	(Required) A project shall not contain infeasible paths. This check is identical to RED-cond-always, MISRAC2012-Rule-14.3_a.
Coding standards	CERT EXP17-C <p style="text-align: center;">Do not perform bitwise operations in conditional expressions</p> MISRA C:2012 Rule-14.3 <p style="text-align: center;">(Required) Controlling expressions shall not be invariant</p>
Code examples	The following code example fails the check and will give a warning: <pre>void example(void) { int x = 5; for (x = 0; x < 6 && 1; x--); }</pre> <p>The following code example passes the check and will not give a warning about this issue:</p>

```
void example(void) {
    int x = 5;
    for (x = 0; x < 6 && 1; x++);
}
```

MISRAC++2008-0-1-2_b

Synopsis	The condition in if, for, while, do-while statement sequences and the ternary operator will never be met.
Enabled by default	Yes
Severity/Certainty	Medium/Medium 
Full description	(Required) A project shall not contain infeasible paths. This check is identical to RED-cond-never, MISRAC2012-Rule-14.3_b.
Coding standards	CERT EXP17-C <p style="margin-left: 40px;">Do not perform bitwise operations in conditional expressions</p> CWE 570 <p style="margin-left: 40px;">Expression is Always False</p> MISRA C:2012 Rule-14.3 <p style="margin-left: 40px;">(Required) Controlling expressions shall not be invariant</p>
Code examples	The following code example fails the check and will give a warning: <pre>void example(void) { int x = 5; for (x = 0; x < 6 && x >= 1; x++); }</pre> <p>The following code example passes the check and will not give a warning about this issue:</p> <pre>void example(void) { int x = 5; for (x = 0; x < 6 && x >= 0; x++); }</pre>

MISRAC++2008-0-1-2_c

Synopsis	A case statement within a switch statement is unreachable.
Enabled by default	Yes
Severity/Certainty	Low/Medium 
Full description	(Required) A project shall not contain infeasible paths. This check is identical to RED-case-reach, MISRAC2012-Rule-2.1_a.
Coding standards	CERT MSC07-C Detect and remove dead code MISRA C:2012 Rule-2.1 (Required) A project shall not contain unreachable code
Code examples	The following code example fails the check and will give a warning: <pre>void example(void) { int x = 42; switch(2 * x) { case 42 : //unreachable case, as x is 84 ; default : ; } }</pre> <p>The following code example passes the check and will not give a warning about this issue:</p>


```

void example(void) {
    int x = 42;

    switch(2 * x) {
    case 84 :
        ;
    default :
        ;
    }
}

```


MISRAC++2008-0-1-3

Synopsis	A variable is never read or written during execution.
Enabled by default	Yes
Severity/Certainty	Low/High 
Full description	(Required) A project shall not contain unused variables. This check is identical to RED-unused-var-all.
Coding standards	CERT MSC13-C Detect and remove unused values CWE 563 Unused Variable
Code examples	The following code example fails the check and will give a warning: <pre> int example(void) { int x; //this value is not used return 0; } </pre> The following code example passes the check and will not give a warning about this issue:

```
int example(void) {
    int x = 0; //OK - x is returned


    return x;
}
```

MISRAC++2008-0-1-4_a

Synopsis	A variable is only used once.
Enabled by default	Yes
Severity/Certainty	Low/Medium 
Full description	(Required) A project shall not contain non-volatile POD variables having only one use.
Coding standards	CWE 563 Unused Variable
Code examples	<p>The following code example fails the check and will give a warning:</p> <pre>int example(void) { int x = 1; return 0; }</pre> <p>The following code example passes the check and will not give a warning about this issue:</p> <pre>int example(void) { int x; x = 20; return x; }</pre>

MISRAC++2008-0-1-4_b

Synopsis	A global variable is only used once.
----------	--------------------------------------

Enabled by default	Yes
Severity/Certainty	Low/Medium 
Full description	(Required) A project shall not contain non-volatile POD variables having only one use.
Coding standards	CWE 563 Unused Variable

Code examples

The following code example fails the check and will give a warning:

```
int x = 1;
int example(void) {
    return 0;
}
```


The following code example passes the check and will not give a warning about this issue:

```
int example(void) {
    int x;

    x = 20;


    return x;
}
```

MISRAC++2008-0-1-6

Synopsis	A variable is assigned a value that is never used.
Enabled by default	Yes
Severity/Certainty	Low/Medium 

Full description	(Required) A project shall not contain instances of non-volatile variables being given values that are never subsequently used. This check is identical to RED-unused-val, MISRAC2012-Rule-2.2_c.
Coding standards	CWE 563 Unused Variable MISRA C:2012 Rule-2.2 (Required) There shall be no dead code
Code examples	The following code example fails the check and will give a warning: <pre>int example(void) { int x; x = 20; x = 3; return 0; }</pre> The following code example passes the check and will not give a warning about this issue: <pre>int example(void) { int x; x = 20; return x; }</pre>

MISRAC++2008-0-1-7

Synopsis	There are unused function return values (excluding overloaded operators)
Enabled by default	Yes
Severity/Certainty	Low/Medium 
Full description	(Required) The value returned by a function having a non-void return type that is not an overloaded operator shall always be used. This check is identical to RED-unused-return-val, MISRAC2012-Rule-17.7.
Coding standards	CWE 252

Unchecked Return Value

MISRA C:2012 Rule-17.7

(Required) The value returned by a function having non-void return type shall be used

Code examples

The following code example fails the check and will give a warning:

```
int func ( int para1 )
{
    return para1;
}

void discarded ( int para2 )
{
    func(para2);          // value discarded - Non-compliant
}
```

The following code example passes the check and will not give a warning about this issue:

```
int func ( int para1 )
{
    return para1;
}

int not_discarded ( int para2 )
{
    if (func(para2) > 5){
        return 1;
    }
    return 0;
}
```

MISRAC++2008-0-1-8

Synopsis

There are functions with no effect. A function with no return type and no side effects effectively does nothing.

Enabled by default

No


Severity/Certainty

Low/Low



Full description	(Required) All functions with void return type shall have external side effect(s). This check is identical to RED-func-no-effect.
Coding standards	This check does not correspond to any coding standard rules.
Code examples	<p>The following code example fails the check and will give a warning:</p> <pre>void pointless (int i, char c) { int local; local = 0; local = i; }</pre> <p>The following code example passes the check and will not give a warning about this issue:</p> <pre>void func(int *i) { int p; p = *i; int *ptr; ptr = i; *i = p; (*i)++; }</pre>

MISRAC++2008-0-1-9

Synopsis	A part of the application is never executed.
Enabled by default	Yes
Severity/Certainty	<p>Low/Medium</p> 
Full description	(Required) There shall be no dead code. This check is identical to RED-dead, MISRAC2004-14.1, MISRAC++2008-0-1-1, MISRAC2012-Rule-2.1_b.
Coding standards	CERT MSC07-C

Detect and remove dead code

CWE 561

Dead Code

MISRA C:2004 14.1

(Required) There shall be no unreachable code.

MISRA C:2012 Rule-2.1

(Required) A project shall not contain unreachable code

MISRA C++ 2008 0-1-1

(Required) A project shall not contain unreachable code.

Code examples

The following code example fails the check and will give a warning:

```
#include <stdio.h>

int f(int mode) {
    switch (mode) {
        case 0:
            return 1;
            printf("Hello!"); // This line cannot execute.
        default:
            return -1;
    }
}
```

The following code example passes the check and will not give a warning about this issue:


```
#include <stdio.h>

int f(int mode) {
    switch (mode) {
        case 0:
            printf("Hello!"); // This line can execute.
            return 1;
        default:
            return -1;
    }
}
```


MISRAC++2008-0-1-11

Synopsis

A function parameter is declared but not used.

Enabled by default	Yes
Severity/Certainty	Low/Medium 
Full description	(Required) There shall be no unused parameters (named or unnamed) in nonvirtual functions. This check is identical to RED-unused-param, MISRAC2012-Rule-2.7.
Coding standards	CWE 563 <p style="text-align: center;">Unused Variable</p> MISRA C:2012 Rule-2.7 <p style="text-align: center;">(Advisory) There should be no unused parameters in functions</p>
Code examples	The following code example fails the check and will give a warning: <pre>int example(int x) { /* `x' is not used */ return 20; }</pre> <p>The following code example passes the check and will not give a warning about this issue:</p> <pre>int example(int x) { return x + 20; }</pre>

MISRAC++2008-0-2-1

Synopsis	There are assignments from one field of a union to another.
Enabled by default	Yes
Severity/Certainty	High/High 
Full description	(Required) An object shall not be assigned to an overlapping object. This check is identical to UNION-overlap-assign, MISRAC2004-18.2, MISRAC2012-Rule-19.1.

Coding standards	MISRA C:2004 18.2 (Required) An object shall not be assigned to an overlapping object. MISRA C:2012 Rule-19.1 (Mandatory) An object shall not be assigned or copied to an overlapping object
------------------	---

Code examples The following code example fails the check and will give a warning:

```
void example(void)
{
    union
    {
        char c[5];
        int i;
    } u;
    u.i = u.c[2];
}
```

The following code example passes the check and will not give a warning about this issue:

```
void example(void)
{
    union
    {
        char c[5];
        int i;
    } u;
    int x;
    x = (int)u.c[2];
    u.i = x;
}
```

MISRAC++2008-0-3-2

Synopsis The return value for a library function that might return an error value is not used.

Enabled by default Yes

Severity/Certainty Medium/Medium



Full description (Required) If a function generates error information, then that error information shall be tested. This check is identical to LIB-return-error, MISRAC2004-16.10.

Coding standards CWE 252
 Unchecked Return Value
 CWE 394
 Unexpected Status Code or Return Value
 MISRA C:2004 16.10
 (Required) If a function returns error information, then that error information shall be tested.

Code examples The following code example fails the check and will give a warning:

```
#include <stdlib.h>

void example(void) {
    malloc(sizeof(int)); // This function could fail,
                        // and the return value is
                        // not checked
}
```

The following code example passes the check and will not give a warning about this issue:

```
#include <stdlib.h>

void example(void) {
    int *x = (int *)malloc(sizeof(int)); // OK - return value
                                        // is stored
}
```

MISRAC++2008-2-7-1

Synopsis Detected /* inside comments


Enabled by default Yes

Severity/Certainty Low/High



Full description	(Required) The character sequence <code>/*</code> shall not be used within a C-style comment. This check is identical to COMMENT-nested, MISRAC2004-2.3.
Coding standards	MISRA C:2004 2.3 (Required) The character sequence <code>/*</code> shall not be used within a comment.
Code examples	The following code example fails the check and will give a warning: <pre>void example(void) { /* This comment starts here /* Nested comment starts here */ }</pre> The following code example passes the check and will not give a warning about this issue: <pre>void example(void) { /* This comment starts here */ /* Nested comment starts here */ }</pre>

MISRAC++2008-2-7-2


Synopsis	Commented-out code has been detected. (To allow comments to contain pseudo-code or code samples, only comments that end in <code>;</code> , <code>{</code> , or <code>}</code> characters are considered to be commented-out code.)
Enabled by default	Yes
Severity/Certainty	Low/Medium 
Full description	(Required) Sections of code shall not be "commented out" using C-style comments.
Coding standards	This check does not correspond to any coding standard rules.
Code examples	The following code example fails the check and will give a warning:

```
void example(void) {
    /*
     * int i;
     */
}
```

The following code example passes the check and will not give a warning about this issue:


```
void example(void) {
    #if 0
        int i;
    #endif
}
```

MISRAC++2008-2-7-3

Synopsis	Commented-out code has been detected. (To allow comments to contain pseudo-code or code samples, only comments that end in ';', '{', or '}' characters are considered to be commented-out code.)
Enabled by default	No
Severity/Certainty	Low/Medium 
Full description	(Advisory) Sections of code should not be "commented out" using C++ comments.
Coding standards	This check does not correspond to any coding standard rules.
Code examples	<p>The following code example fails the check and will give a warning:</p> <pre>void example(void) { //int i; }</pre> <p>The following code example passes the check and will not give a warning about this issue:</p>

```
void example(void) {
    #if 0
        int i;
    #endif
}
```

MISRAC++2008-2-10-1

Synopsis	Two identifiers have names that can be confused with each other.
Enabled by default	Yes
Severity/Certainty	Low/Low 
Full description	(Required) Different identifiers shall be typographically unambiguous.
Coding standards	This check does not correspond to any coding standard rules.

Code examples

The following code example fails the check and will give a warning:


```
void example(void)
{
    char idB_S;
    char idB_5;
}
```

The following code example passes the check and will not give a warning about this issue:

```
void example(void)
{
    char idB_5rm;
    char idB_irh;
}
```

MISRAC++2008-2-10-2 (C++ only)

Synopsis	There are identifier names that are not distinct from other names in an outer scope.
----------	--

Enabled by default	Yes
Severity/Certainty	Low/Medium 
Full description	(Required) Identifiers declared in an inner scope shall not hide an identifier declared in an outer scope.
Coding standards	This check does not correspond to any coding standard rules.
Code examples	The following code example fails the check and will give a warning:

```
extern int f2(void);
extern int f3(void);
extern int n01_param_hides_var;
extern int n02_var_hides_var;
void      n03_var_hides_function (void) {}

union      n04_var_hides_union_tag {
    int v1;
    unsigned int v2;
};
enum      n05_var_hides_enum_tag {
    n06_var_hides_enum_const,
};
extern int n07_type_hides_var;

struct     n08_var_hides_class1 {
    int     n09_var_hides_mem;
};

class      n10_var_hides_class2 {
    int cml;
};

void f1(int n01_param_hides_var) {
    int     n02_var_hides_var;
    int     n03_var_hides_function;
    int     n04_var_hides_union_tag;
    int     n05_var_hides_enum_tag;
    int     n06_var_hides_enum_const;

    switch(f2()) {
    case 1: {
        typedef int n07_type_hides_var;
        int n08_var_hides_class1;
        int n09_var_hides_mem;
        int n10_var_hides_class2;
        do {
            struct n11_var_hides_struct_tag {
            int ff1;
            } b;
            if(f3()) {
            int n11_var_hides_struct_tag = 1;
            }
            } while(f2());
        }
    }
}
```


```
namespace ns1 {
    int n12_var_hides_var_ns;
    void f4(void) {
        int n12_var_hides_var_ns;
    }
}
```

The following code example passes the check and will not give a warning about this issue:

```
namespace ns1 {
    int n16_var_hides_var_ns;
}

namespace ns2 {
    void f2(void) {
        int n16_var_hides_var_ns;
    }
}
```

MISRAC++2008-2-10-3

Synopsis	A typedef with this name has already been declared.
Enabled by default	Yes
Severity/Certainty	Low/Medium 
Full description	(Required) A typedef name (including qualification, if any) shall be a unique identifier. This check is identical to MISRAC2004-5.3, MISRAC2012-Rule-5.6. This is a link analysis check.
Coding standards	MISRA C:2004 5.3 (Required) A typedef name shall be a unique identifier. MISRA C:2012 Rule-5.6 (Required) A typedef name shall be a unique identifier
Code examples	The following code example fails the check and will give a warning:

```

typedef int WIDTH;

void f1()
{
    WIDTH w1;
}

void f2()
{
    typedef float WIDTH;
    WIDTH w2;
    WIDTH w3;
}

```

The following code example passes the check and will not give a warning about this issue:

```

namespace NS1
{
    typedef int WIDTH;
}
// f2.cc
namespace NS2
{
    typedef float WIDTH; // Compliant - NS2::WIDTH is not the same
    as NS1::WIDTH
}
NS1::WIDTH w1;
NS2::WIDTH w2;

```

MISRAC++2008-2-10-4

Synopsis A class, struct, union, or enum declaration clashes with a previous declaration.

Enabled by default Yes


Severity/Certainty Low/Medium



Full description (Required) A class, union or enum name (including qualification, if any) shall be a unique identifier. This check is identical to MISRAC2004-5.4, MISRAC2012-Rule-5.7. This is a link analysis check.

Coding standards	<p>MISRA C:2004 5.4</p> <p>(Required) A tag name shall be a unique identifier.</p> <p>MISRA C:2012 Rule-5.7</p> <p>(Required) A tag name shall be a unique identifier</p>
Code examples	<p>The following code example fails the check and will give a warning:</p> <pre>void f1() { class TYPE {}; }</pre> <pre>void f2() { float TYPE; // non-compliant }</pre> <p>The following code example passes the check and will not give a warning about this issue:</p> <pre>void f1() { class TYPE {}; }</pre> <pre>void f2() { float a_type; }</pre>

MISRAC++2008-2-10-5

Synopsis	An identifier is used that might clash with another static identifier.
Enabled by default	No
Severity/Certainty	<p>Low/Medium</p> 
Full description	(Advisory) The identifier name of a non-member object or function with static storage duration should not be reused. This check is identical to MISRAC2004-5.5.

Coding standards

MISRA C:2004 5.5

(Advisory) No object or function identifier with static storage duration should be reused.

Code examples

The following code example fails the check and will give a warning:

```
namespace NS1
{
    static int global = 0;
}

namespace NS2
{
    void fn()
    {
        int global; // Non-compliant
    }
}
```

The following code example passes the check and will not give a warning about this issue:

```
namespace NS1
{
    int global = 0;
}

namespace NS2
{
    void f1()
    {
        int global; // Non-compliant
    }
}

void f2()
{
    static int global;
}
```


MISRAC++2008-2-10-6 (C++ only)

Synopsis


There is a clash with type names.

Enabled by default

Yes


Severity/Certainty	<p>Low/Medium</p> 
Full description	(Required) If an identifier refers to a type, it shall not also refer to an object or a function in the same scope.
Coding standards	This check does not correspond to any coding standard rules.
Code examples	<p>The following code example fails the check and will give a warning:</p> <pre>struct foo { int x; }; void foo();</pre> <p>The following code example passes the check and will not give a warning about this issue:</p> <pre>void func() { typedef struct vector { int x ; int y; int z; } a_vector; struct vector2 { int x ; int y; int z; } a_vector2; }</pre>

MISRAC++2008-2-13-2

Synopsis	Octal integer constants are used.
Enabled by default	Yes
Severity/Certainty	<p>Low/Medium</p> 
Full description	(Required) Octal constants (other than zero) and octal escape sequences (other than 0) shall not be used. This check is identical to MISRAC2004-7.1, MISRAC2012-Rule-7.1.

Coding standards	<p>MISRA C:2004 7.1</p> <p>(Required) Octal constants shall not be used. Zero is okay</p> <p>MISRA C:2012 Rule-7.1</p> <p>(Required) Octal constants shall not be used</p>
Code examples	<p>The following code example fails the check and will give a warning:</p> <pre>void func(void) { int x = 077; }</pre> <p>The following code example passes the check and will not give a warning about this issue:</p> <pre>void func(void) { int x = 63; }</pre>

MISRA C:2004-10.6

Synopsis	There are unsigned integer constants without a U suffix.
Enabled by default	Yes
Severity/Certainty	Low/Low
	
Full description	(Required) A "U" suffix shall be applied to all octal or hexadecimal integer literals of unsigned type. This check is identical to MISRA C:2004-10.6, MISRA C:2012-Rule-7.2.
Coding standards	<p>MISRA C:2004 10.6</p> <p>(Required) A U suffix shall be applied to all constants of unsigned type.</p> <p>MISRA C:2012 Rule-7.2</p> <p>(Required) A "u" or "U" suffix shall be applied to all integer constants that are represented in an unsigned type</p>

Code examples

The following code example fails the check and will give a warning:

```
void example(void) {
    // 2147483648 -- does not fit in 31bits
    unsigned int x = 0x80000000;
}
```

The following code example passes the check and will not give a warning about this issue:

```
void example(void) {
    unsigned int x = 0x80000000u;
}
```

MISRAC++2008-2-13-4_a

Synopsis

Suffixes on floating-point constants are lower case.

Enabled by default

Yes

Severity/Certainty

Low/Medium



Full description

(Required) Literal suffixes shall be upper case.

Coding standards

This check does not correspond to any coding standard rules.

Code examples

The following code example fails the check and will give a warning:

```
#include <stdint.h>


void func()
{
    float      l = 2.4l;
}
```

The following code example passes the check and will not give a warning about this issue:

```
#include <stdint.h>

void func()
{
    uint32_t    a = 0U;
    int64_t     c = 0L;
    uint64_t    e = 0UL;
    uint32_t    g = 0x12bU;
    float       i = 1.2F;
    float       k = 1.2L;
}
```

MISRAC++2008-2-13-4_b


Synopsis	Suffixes on integer constants are lower case.
Enabled by default	Yes
Severity/Certainty	Low/Medium 
Full description	(Required) Literal suffixes shall be upper case.
Coding standards	CERT DCL16-C Use 'L', not 'l', to indicate a long value CERT DCL16-CPP Use 'L', not 'l', to indicate a long value
Code examples	The following code example fails the check and will give a warning: <pre>#include <stdint.h> void func() { uint32_t b = 0u; }</pre>

The following code example passes the check and will not give a warning about this issue:

```
#include <stdint.h>

void func()
{
    uint32_t    a = 0U;
    int64_t     c = 0L;
    uint64_t    e = 0UL;
    uint32_t    g = 0x12bU;
    float       i = 1.2F;
    float       k = 1.2L;
}
```

MISRAC++2008-3-1-1

Synopsis	Non-inline functions have been defined in header files.
Enabled by default	Yes
Severity/Certainty	Medium/Medium 
Full description	(Required) It shall be possible to include any header file in multiple translation units without violating the One Definition Rule. This check is identical to MISRAC2004-8.5_b.
Coding standards	MISRA C:2004 8.5 (Required) There shall be no definitions of objects or functions in a header file.
Code examples	The following code example fails the check and will give a warning:

```
#include "definition.h"
/* Contents of definition.h:

void definition(void) {
}

*/

void example(void) {
    definition();
}

```

The following code example passes the check and will not give a warning about this issue:

```
#include "declaration.h"
/* Contents of declaration.h:


void definition(void);

*/

void example(void) {
    definition();
}

```

MISRA C++2008-3-1-3

Synopsis	One or more external arrays are declared without their size being stated explicitly or defined implicitly by initialization.
Enabled by default	Yes
Severity/Certainty	Low/Medium 
Full description	(Required) When an array is declared, its size shall either be stated explicitly or defined implicitly by initialization. This check is identical to MISRA C:2004-8.12, MISRA C:2012-Rule-8.11.
Coding standards	MISRA C:2004 8.12

(Required) When an array is declared with external linkage, its size shall be stated explicitly or defined implicitly by initialization.

MISRA C:2012 Rule-8.11

(Advisory) When an array with external linkage is declared, its size should be explicitly specified

Code examples

The following code example fails the check and will give a warning:

```
extern int a[];
```

The following code example passes the check and will not give a warning about this issue:

```
extern int a[10];
extern int b[] = { 0, 1, 2 };
```

MISRAC++2008-3-9-2

Synopsis

There are uses of the basic types char, int, short, long, double, and float without a typedef.

Enabled by default

No

Severity/Certainty

Low/High



Full description

(Advisory) typedefs that indicate size and signedness should be used in place of the basic numerical types. This check is identical to MISRAC2004-6.3, MISRAC2012-Dir-4.6_a.

Coding standards

MISRA C:2004 6.3

(Advisory) typedefs that indicate size and signedness should be used in place of the basic types.

MISRA C:2012 Dir-4.6

(Advisory) typedefs that indicate size and signedness should be used in place of the basic numerical types

Code examples

The following code example fails the check and will give a warning:

```
typedef signed char SCHAR;
typedef int INT;
typedef float FLOAT;


INT func(FLOAT f, INT *pi)
{
    INT x;
    INT (*fp)(const char *);
}
```

The following code example passes the check and will not give a warning about this issue:

```
typedef signed char SCHAR;
typedef int INT;
typedef float FLOAT;

INT func(FLOAT f, INT *pi)
{
    INT x;
    INT (*fp)(const SCHAR *);
}
```

MISRA C++2008-3-9-3


Synopsis	An expression provides access to the bit-representation of a floating-point variable.
Enabled by default	Yes
Severity/Certainty	Medium/Medium 
Full description	(Required) The underlying bit representations of floating-point values shall not be used. This check is identical to MISRA C2004-12.12_b.
Coding standards	MISRA C:2004 12.12 (Required) The underlying bit representations of floating-point values shall not be used.
Code examples	The following code example fails the check and will give a warning:

```
void example(float f) {
    int * x = (int *)&f;
    int i = *x;
}
```

The following code example passes the check and will not give a warning about this issue:

```
void example(float f) {
    int i = (int)f;
}
```

MISRAC++2008-4-5-1

Synopsis	Arithmetic operators are used on boolean operands.
Enabled by default	Yes
Severity/Certainty	Low/Low 
Full description	(Required) Expressions with type bool shall not be used as operands to built-in operators other than the assignment operator =, the logical operators &&, , !, the equality operators == and !=, the unary & operator, and the conditional operator. This check is identical to MISRAC2004-12.6_b.
Coding standards	MISRA C:2004 12.6 (Advisory) The operands of logical operators (&&, , and !) should be effectively boolean. Expressions that are effectively boolean should not be used as operands to operators other than (&&, , !, =, ==, !=, and ?:).
Code examples	The following code example fails the check and will give a warning: <pre>void func(bool b) { bool x; bool y; y = x % b; }</pre> <p>The following code example passes the check and will not give a warning about this issue:</p>

```

typedef charboolean_t; /* Compliant: Boolean-by-enforcement */


void example(void)
{
    boolean_t d;
    boolean_t c = 1;
    boolean_t b = 0;
    boolean_t a = 1;

    d = ( c && a ) && b;
}

void func()
{
    bool x;
    bool y;
    y = x && y;
}

```

MISRAC++2008-4-5-2

Synopsis	Unsafe operators are used on variables of enumeration type.
Enabled by default	Yes
Severity/Certainty	Medium/Low 
Full description	(Required) Expressions with type enum shall not be used as operands to builtin operators other than the subscript operator [], the assignment operator =, the equality operators == and !=, the unary & operator, and the relational operators <, <=, >, >=.
Coding standards	This check does not correspond to any coding standard rules.
Code examples	The following code example fails the check and will give a warning:

```
enum ens { ONE, TWO, THREE };


void func(ens b)
{
    ens x;
    bool y;
    y = x | b;
}
```

The following code example passes the check and will not give a warning about this issue:

```
enum ens { ONE, TWO, THREE };

void func(ens b)
{
    ens y;
    y = b;
}
```

MISRAC++2008-4-5-3

Synopsis	Arithmetic is performed on objects of type plain char, without an explicit signed or unsigned qualifier.
Enabled by default	Yes
Severity/Certainty	Low/High 
Full description	(Required) Expressions with type (plain) char and wchar_t shall not be used as operands to built-in operators other than the assignment operator =, the equality operators == and !=, and the unary & operator. This check is identical to MISRAC2004-6.1.
Coding standards	CERT INT07-C <p style="margin-left: 40px;">Use only explicitly signed or unsigned char type for numeric values</p> MISRA C:2004 6.1 <p style="margin-left: 40px;">(Required) The plain char type shall be used only for the storage and use of character values.</p>

Code examples

The following code example fails the check and will give a warning:

```
typedef signed char INT8;
typedef unsigned char UINT8;

UINT8 toascii(INT8 c)
{
    return (UINT8)c & 0x7f;
}

int func(int x)
{
    char sc = 4;
    char *scp = &sc;
    UINT8 (*fp)(INT8 c) = &toascii;

    x = x + sc;
    x *= *scp;
    return (*fp)(x);
}
```

The following code example passes the check and will not give a warning about this issue:

```
typedef signed char INT8;
typedef unsigned char UINT8;

UINT8 toascii(INT8 c)
{
    return (UINT8)c & 0x7f;
}


int func(int x)
{
    signed char sc = 4;
    signed char *scp = &sc;
    UINT8 (*fp)(INT8 c) = &toascii;

    x = x + sc;
    x *= *scp;
    return (*fp)(x);
}
```

MISRAC++2008-5-0-1_a

Synopsis

There are expressions that depend on the order of evaluation.


Enabled by default	Yes
Severity/Certainty	<p>Medium/High</p> 
Full description	<p>(Required) The value of an expression shall be the same under any order of evaluation that the standard permits. This check is identical to MISRAC2004-12.2_a, MISRAC2012-Rule-1.3_i, MISRAC2012-Rule-13.2_a, SPC-order, CERT-EXP30-C_a.</p>
Coding standards	<p>CERT EXP10-C</p> <p style="padding-left: 40px;">Do not depend on the order of evaluation of subexpressions or the order in which side effects take place</p> <p>CERT EXP30-C</p> <p style="padding-left: 40px;">Do not depend on order of evaluation between sequence points</p> <p>CWE 696</p> <p style="padding-left: 40px;">Incorrect Behavior Order</p> <p>MISRA C:2004 12.2</p> <p style="padding-left: 40px;">(Required) The value of an expression shall be the same under any order of evaluation that the standard permits.</p> <p>MISRA C:2012 Rule-1.3</p> <p style="padding-left: 40px;">(Required) There shall be no occurrence of undefined or critical unspecified behaviour</p> <p>MISRA C:2012 Rule-13.2</p> <p style="padding-left: 40px;">(Required) The value of an expression and its persistent side effects shall be the same under all permitted evaluation orders</p>
Code examples	<p>The following code example fails the check and will give a warning:</p> <pre style="margin-left: 20px;">int main(void) { int i = 0; i = i * i++; //unspecified order of operations return 0; }</pre> <p>The following code example passes the check and will not give a warning about this issue:</p>

```

int main(void) {
    int i = 0;
    int x = i;
    i++;
    x = x * i; //OK - statement is broken up
    return 0;
}

```

MISRAC++2008-5-0-1_b

Synopsis	There are more than one read access with volatile-qualified type within a single sequence point.
Enabled by default	Yes
Severity/Certainty	Medium/High 
Full description	(Required) The value of an expression shall be the same under any order of evaluation that the standard permits. This check is identical to SPC-volatile-reads, MISRAC2004-12.2_b, MISRAC2012-Rule-13.2_b.
Coding standards	<p>CERT EXP10-C</p> <p>Do not depend on the order of evaluation of subexpressions or the order in which side effects take place</p> <p>CERT EXP30-C</p> <p>Do not depend on order of evaluation between sequence points</p> <p>CWE 696</p> <p>Incorrect Behavior Order</p> <p>MISRA C:2004 12.2</p> <p>(Required) The value of an expression shall be the same under any order of evaluation that the standard permits.</p> <p>MISRA C:2012 Rule-13.2</p> <p>(Required) The value of an expression and its persistent side effects shall be the same under all permitted evaluation orders</p>

Code examples


The following code example fails the check and will give a warning:

```
void example(void) {
    int x;
    volatile int v;
    x = v + v;
}
```

The following code example passes the check and will not give a warning about this issue:

```
int main(void) {
    volatile int i = 0;
    int x = i;
    i++;
    x = x * i; //OK - statement is broken up
    return 0;
}
```

MISRAC++2008-5-0-1_c

Synopsis	There are more than one modification access with volatile-qualified type within a single sequence point.
Enabled by default	Yes
Severity/Certainty	<p>Medium/High</p> 
Full description	(Required) The value of an expression shall be the same under any order of evaluation that the standard permits. This check is identical to SPC-volatile-writes, MISRAC2004-12.2_c, MISRAC2012-Rule-13.2_c.
Coding standards	<p>CERT EXP10-C</p> <p style="padding-left: 40px;">Do not depend on the order of evaluation of subexpressions or the order in which side effects take place</p> <p>CERT EXP30-C</p> <p style="padding-left: 40px;">Do not depend on order of evaluation between sequence points</p> <p>CWE 696</p>

Incorrect Behavior Order

MISRA C:2004 12.2

(Required) The value of an expression shall be the same under any order of evaluation that the standard permits.

MISRA C:2012 Rule-13.2

(Required) The value of an expression and its persistent side effects shall be the same under all permitted evaluation orders

Code examples

The following code example fails the check and will give a warning:

```
void example(void) {
    int x;
    volatile int v, w;
    v = w = x;
}
```

The following code example passes the check and will not give a warning about this issue:

```
#include <stdbool.h>

void InitializeArray(int *);
const int *example(void)
{
    static volatile bool s_initialized = false;
    static int s_array[256];

    if (!s_initialized)
    {
        InitializeArray(s_array);
        s_initialized = true;
    }
    return s_array;
}
```


MISRAC++2008-5-0-2

Synopsis

Parentheses to avoid implicit operator precedence are missing.

Enabled by default

No

Severity/Certainty	<p>Medium/Medium</p> 
Full description	<p>(Advisory) Limited dependence should be placed on C++ operator precedence rules in expressions. This check is identical to MISRAC2004-12.1.</p>
Coding standards	<p>MISRA C:2004 12.1</p> <p>(Advisory) Limited dependence should be placed on the C operator precedence rules in expressions.</p>
Code examples	<p>The following code example fails the check and will give a warning:</p> <pre>void example(void) { int i; int j; int k; int result; result = i + j * k; }</pre> <p>The following code example passes the check and will not give a warning about this issue:</p> <pre>void example(void) { int i; int j; int k; int result; result = i + (j - k); }</pre>

MISRAC++2008-5-0-3

Synopsis	<p>One or more cvalue expressions have been implicitly converted to a different underlying type.</p>
Enabled by default	<p>Yes</p>

Severity/Certainty

Low/Medium



Full description

(Required) A cvalue expression shall not be implicitly converted to a different underlying type.

Coding standards

This check does not correspond to any coding standard rules.

Code examples

The following code example fails the check and will give a warning:

```
#include <stdint.h>
void f ( )
{
    int32_t s32;
    int8_t s8;
    s32 = s8 + s8; // Example 1 - Non-compliant
    // The addition operation is performed with an underlying type
    // of int8_t and the result
    // is converted to an underlying type of int32_t.
}
```


The following code example passes the check and will not give a warning about this issue:

```
#include <stdint.h>
void f ( )
{
    int32_t s32;
    int8_t s8;
    s32 = static_cast < int32_t > ( s8 ) + s8; // Example 2 -
Compliant
    // the addition is performed with an underlying type of int32_t
    // and therefore
    // no underlying type conversion is required.
}
```

MISRA C++2008-5-0-4

Synopsis

One or more implicit integral conversions have been found that change the signedness of the underlying type.

Enabled by default	Yes
Severity/Certainty	Low/Medium 
Full description	(Required) An implicit integral conversion shall not change the signedness of the underlying type.
Coding standards	This check does not correspond to any coding standard rules.
Code examples	<p>The following code example fails the check and will give a warning:</p> <pre>#include <stdint.h> void f() { int8_t s8; uint8_t u8; s8 = u8; // Non-compliant }</pre> <p>The following code example passes the check and will not give a warning about this issue:</p> <pre>#include <stdint.h> void f() { int8_t s8; uint8_t u8; u8 = static_cast< uint8_t > (s8) + u8; // Compliant }</pre>

MISRA C++ 2008-5-0-5

Synopsis	One or more implicit floating-integral conversions were found.
Enabled by default	Yes

Severity/Certainty

Low/Medium



Full description

(Required) There shall be no implicit floating-integral conversions.

Coding standards

This check does not correspond to any coding standard rules.

Code examples

The following code example fails the check and will give a warning:

```
void f()
{
    float f32;
    int s32;
    s32 = f32; // Non-compliant
}
```

The following code example passes the check and will not give a warning about this issue:

```
void f()
{
    float f32;
    int s32;
    f32 = static_cast< float > ( s32 ); // Compliant
}
```

MISRAC++2008-5-0-6 (C++ only)

Synopsis

One or more implicit integral or floating-point conversion were found that reduce the size of the underlying type.

Enabled by default

Yes


Severity/Certainty

Low/Medium



Full description	(Required) An implicit integral or floating-point conversion shall not reduce the size of the underlying type.
Coding standards	This check does not correspond to any coding standard rules.
Code examples	<p>The following code example fails the check and will give a warning:</p> <pre>#include <stdint.h> void f () { int32_t s32; int16_t s16; s16 = s32; // Non-compliant }</pre> <p>The following code example passes the check and will not give a warning about this issue:</p> <pre>#include <stdint.h> void f () { int32_t s32; int16_t s16; s16 = static_cast< int16_t > (s32); // Compliant }</pre>

MISRAC++2008-5-0-7

Synopsis	One or more explicit floating-integral conversions of a cvalue expression were found.
Enabled by default	Yes
Severity/Certainty	<p>Low/Medium</p> 
Full description	(Required) There shall be no explicit floating-integral conversions of a cvalue expression.
Coding standards	This check does not correspond to any coding standard rules.

Code examples

The following code example fails the check and will give a warning:

```
void f1 ( )
{
    int i;
    int j;
    float f;
    f = static_cast< float > ( i / j ); // Non-compliant
}
```

The following code example passes the check and will not give a warning about this issue:

```
void f1 ( )
{
    int i;
    int j;
    int k;
    float f;
    k = i / j;
    f = static_cast< float > ( k ); // Compliant
}
```

MISRA C++2008-5-0-8**Synopsis**

One or more explicit integral or floating-point conversions were found that increase the size of the underlying type of a cvalue expression.

Enabled by default

Yes

Severity/Certainty

Low/Medium

**Full description**

(Required) An explicit integral or floating-point conversion shall not increase the size of the underlying type of a cvalue expression.

Coding standards

This check does not correspond to any coding standard rules.

Code examples


The following code example fails the check and will give a warning:

```
#include <stdint.h>
void f ( )
{
    int16_t s16;
    int32_t s32;
    s32 = static_cast< int32_t > ( s16 + s16 ); // Non-compliant
}
```

The following code example passes the check and will not give a warning about this issue:

```
#include <stdint.h>
void f ( )
{
    int16_t s16;
    int32_t s32;
    s32 = static_cast< int32_t > ( s16 ) + s16 ; // Compliant
}
```

MISRAC++2008-5-0-9


Synopsis	One or more explicit integral conversions were found that change the signedness of the underlying type of a cvalue expression.
Enabled by default	Yes
Severity/Certainty	Low/Medium 
Full description	(Required) An explicit integral conversion shall not change the signedness of the underlying type of a cvalue expression.
Coding standards	This check does not correspond to any coding standard rules.
Code examples	The following code example fails the check and will give a warning:


```
#include <stdint.h>
void f ( )
{
    int8_t s8;
    uint8_t u8;
    s8 = static_cast< int8_t >( u8 + u8 ); // Non-compliant
}
```

The following code example passes the check and will not give a warning about this issue:

```
#include <stdint.h>
void f ( )
{
    int8_t s8;
    uint8_t u8;
    s8 = static_cast< int8_t >( u8 )
        + static_cast< int8_t >( u8 ); // Compliant
}
```

MISRAC++2008-5-0-10

Synopsis	A bitwise operation on unsigned char or unsigned short was found, that was not immediately cast to this type to ensure consistent truncation.
Enabled by default	Yes
Severity/Certainty	Low/Medium 
Full description	(Required) If the bitwise operators ~ and << are applied to an operand with an underlying type of unsigned char or unsigned short, the result shall be immediately cast to the underlying type of the operand. This check is identical to MISRAC2004-10.5.
Coding standards	MISRA C:2004 10.5 (Required) If the bitwise operators ~ and << are applied to an operand of underlying type unsigned char or unsigned short, the result shall be immediately cast to the underlying type of the operand.
Code examples	The following code example fails the check and will give a warning:

```
typedef unsigned char uint8_t;
typedef unsigned short uint16_t;

void example(void) {
    uint8_t port = 0x5aU;
    uint8_t result_8;
    uint16_t result_16;
    uint16_t mode;

    result_8 = (~port) >> 4;
}
```


The following code example passes the check and will not give a warning about this issue:

```
typedef unsigned char uint8_t;
typedef unsigned short uint16_t;

void example(void) {
    uint8_t port = 0x5aU;
    uint8_t result_8;
    uint16_t result_16;
    uint16_t mode;

    result_8 = ( static_cast< uint8_t > (~port) ) >> 4; // Compliant
    result_16 = ( static_cast < uint16_t > ( static_cast< uint16_t >
    > ( port ) << 4 ) & mode ) >> 6; // Compliant
}
```

MISRAC++2008-5-0-13_a

Synopsis	Non-Boolean termination conditions were found in do ... while statements.
Enabled by default	Yes
Severity/Certainty	Low/Medium 
Full description	(Required) The condition of an if-statement and the condition of an iteration-statement shall have type bool. This check is identical to MISRAC2004-13.2_a, MISRAC2012-Rule-14.4_a.

Coding standards

MISRA C:2004 13.2

(Advisory) Tests of a value against zero should be made explicit, unless the operand is effectively boolean.

MISRA C:2012 Rule-14.4

(Required) The controlling expression of an if statement and the controlling expression of an iteration-statement shall have essentially Boolean type

Code examples

The following code example fails the check and will give a warning:

```
typedef int int32_t;
int32_t func();

void example(void)
{
    do {
        } while (func());
}
```

The following code example passes the check and will not give a warning about this issue:

```

#include <stddef.h>

int * fn()
{
    int * ptr;
    return ptr;
}

int fn2()
{
    return 5;
}

bool fn3()
{
    return true;
}

void example(void)
{
    while (int *ptr = fn() ) // Compliant by exception
    {}

    do
    {
        int *ptr = fn();
        if ( NULL == ptr )
        {
            break;
        }
    }
    while (true); // Compliant


    while (int len = fn2() ) // Compliant by exception
    {}

    if (int *p = fn()) {} // Compliant by exception
    if (int len = fn2() ) {} // Compliant by exception
    if (bool flag = fn3()) {} // Compliant
}

```

MISRAC++2008-5-0-13_b

Synopsis	Non-boolean termination conditions were found in <code>for</code> loops.
Enabled by default	Yes

Severity/Certainty	Medium/Medium 
Full description	(Required) The condition of an if-statement and the condition of an iteration-statement shall have type bool. This check is identical to MISRAC2004-13.2_b, MISRAC2012-Rule-14.4_b.
Coding standards	MISRA C:2004 13.2 (Advisory) Tests of a value against zero should be made explicit, unless the operand is effectively boolean. MISRA C:2012 Rule-14.4 (Required) The controlling expression of an if statement and the controlling expression of an iteration-statement shall have essentially Boolean type
Code examples	The following code example fails the check and will give a warning: <pre>void example(void) { for (int x = 10;x;--x) {} }</pre> The following code example passes the check and will not give a warning about this issue:

```

#include <stddef.h>

int * fn()
{
    int * ptr;
    return ptr;
}

int fn2()
{
    return 5;
}

bool fn3()
{
    return true;
}

void example(void)
{
    for (fn(); fn3(); fn2()) // Compliant
    {}


    for (fn(); true; fn()) // Compliant
    {
        int *ptr = fn();
        if ( NULL == ptr )
        {
            break;
        }
    }

    for (int len = fn2(); len < 10; len++) // Compliant
    ;
}

```

MISRAC++2008-5-0-13_c

Synopsis	Non-boolean conditions were found in if statements.
Enabled by default	Yes

Severity/Certainty	Low/Medium 
Full description	(Required) The condition of an if-statement and the condition of an iteration-statement shall have type bool. This check is identical to MISRAC2004-13.2_c, MISRAC2012-Rule-14.4_c.
Coding standards	MISRA C:2004 13.2 (Advisory) Tests of a value against zero should be made explicit, unless the operand is effectively boolean. MISRA C:2012 Rule-14.4 (Required) The controlling expression of an if statement and the controlling expression of an iteration-statement shall have essentially Boolean type
Code examples	The following code example fails the check and will give a warning: <pre>void example(void) { int u8; if (u8) {} }</pre> The following code example passes the check and will not give a warning about this issue:

```

#include <stddef.h>

int * fn()
{
    int * ptr;
    return ptr;
}

int fn2()
{
    return 5;
}

bool fn3()
{
    return true;
}

void example(void)
{
    while (int *ptr = fn() ) // Compliant by exception
    {}

    do
    {
        int *ptr = fn();
        if ( NULL == ptr )
        {
            break;
        }
    }
    while (true); // Compliant


    while (int len = fn2() ) // Compliant by exception
    {}

    if (int *p = fn()) {} // Compliant by exception
    if (int len = fn2() ) {} // Compliant by exception
    if (bool flag = fn3()) {} // Compliant
}

```

MISRAC++2008-5-0-13_d

Synopsis	Non-boolean termination conditions were found in while statements.
Enabled by default	Yes

Severity/Certainty	Low/Medium 
Full description	(Required) The condition of an if-statement and the condition of an iteration-statement shall have type bool. This check is identical to MISRAC2004-13.2_d, MISRAC2012-Rule-14.4_d.
Coding standards	MISRA C:2004 13.2 (Advisory) Tests of a value against zero should be made explicit, unless the operand is effectively boolean. MISRA C:2012 Rule-14.4 (Required) The controlling expression of an if statement and the controlling expression of an iteration-statement shall have essentially Boolean type
Code examples	The following code example fails the check and will give a warning: <pre>void example(void) { int u8; while (u8) {} }</pre> The following code example passes the check and will not give a warning about this issue:

```

#include <stddef.h>

int * fn()
{
    int * ptr;
    return ptr;
}

int fn2()
{
    return 5;
}

bool fn3()
{
    return true;
}

void example(void)
{
    while (int *ptr = fn() ) // Compliant by exception
    {}

    do
    {
        int *ptr = fn();
        if ( NULL == ptr )
        {
            break;
        }
    }
    while (true); // Compliant


    while (int len = fn2() ) // Compliant by exception
    {}

    if (int *p = fn()) {} // Compliant by exception
    if (int len = fn2() ) {} // Compliant by exception
    if (bool flag = fn3()) {} // Compliant
}


```

MISRAC++2008-5-0-14

Synopsis	Non-boolean operands to the conditional (?:) operator were found.
Enabled by default	Yes

Severity/Certainty	Low/Medium 
Full description	(Required) The first operand of a conditional-operator shall have type bool. This check is identical to MISRAC2004-13.2_e.
Coding standards	MISRA C:2004 13.2 (Advisory) Tests of a value against zero should be made explicit, unless the operand is effectively boolean.
Code examples	The following code example fails the check and will give a warning: <pre>void example(int x) { int z; z = x ? 1 : 2; //x is an int, not a bool }</pre> The following code example passes the check and will not give a warning about this issue: <pre>void example(bool b) { int x; x = b ? 1 : 2; //OK - b is a bool }</pre>

MISRAC++2008-5-0-15_a

Synopsis	Pointer arithmetic that is not array indexing was found.
Enabled by default	Yes
Severity/Certainty	Low/Medium 
Full description	(Required) Array indexing shall be the only form of pointer arithmetic. This check is identical to MISRAC2004-17.4_a.
Coding standards	MISRA C:2004 17.4

(Required) Array indexing shall be the only allowed form of pointer arithmetic.

Code examples

The following code example fails the check and will give a warning:

```
typedef int INT32;

void example(INT32 array[]) {
    INT32 *pointer = array;
    INT32 *end = array + 10;
    for (; pointer != end; pointer += 1) {
        *pointer = 0;
    }
}
```

The following code example passes the check and will not give a warning about this issue:

```
typedef int INT32;

void example(INT32 array[]) {
    INT32 index = 0;
    INT32 end = 10;
    for (; index != end; index += 1) {
        array[index] = 0;
    }
}
```

MISRAC++2008-5-0-15_b

Synopsis Array indexing applied to objects not defined as an array type was found.

Enabled by default Yes

Severity/Certainty Low/Medium



Full description (Required) Array indexing shall be the only form of pointer arithmetic. This check is identical to MISRAC2004-17.4_b.

Coding standards MISRA C:2004 17.4
 (Required) Array indexing shall be the only allowed form of pointer arithmetic.

Code examples

The following code example fails the check and will give a warning:

```
typedef unsigned char UINT8;
typedef unsigned int  UINT;


void example(UINT8 *p, UINT size) {
    UINT i;
    for (i = 0; i < size; i++) {
        p[i] = 0;
    }
}
```

The following code example passes the check and will not give a warning about this issue:

```
typedef unsigned char UINT8;
typedef unsigned int  UINT;

void example(void) {
    UINT8 p[10];
    UINT i;
    for (i = 0; i < 10; i++) {
        p[i] = 0;
    }
}
```

MISRAC++2008-5-0-16_a

Synopsis	Pointer arithmetic applied to a pointer that references a stack address was found.
Enabled by default	Yes
Severity/Certainty	Medium/High 
Full description	(Required) A pointer operand and any pointer resulting from pointer arithmetic using that operand shall both address elements of the same array. This check is identical to PTR-arith-stack, MISRAC2004-17.1_b.
Coding standards	CWE 120 Buffer Copy without Checking Size of Input ('Classic Buffer Overflow') MISRA C:2004 17.1

(Required) Pointer arithmetic shall only be applied to pointers that address an array or array element.

Code examples


The following code example fails the check and will give a warning:

```
void example(void) {
    int i;
    int *p = &i;
    p++;
    *p = 0;
}
```

The following code example passes the check and will not give a warning about this issue:

```
void example(void) {
    int i;
    int *p = &i;
    *p = 0;
}
```

MISRAC++2008-5-0-16_b

Synopsis	Invalid pointer arithmetic with an automatic variable that is neither an array nor a pointer was found.
Enabled by default	Yes
Severity/Certainty	Medium/High 
Full description	(Required) A pointer operand and any pointer resulting from pointer arithmetic using that operand shall both address elements of the same array. This check is identical to PTR-arith-var, MISRAC2004-17.1_c.
Coding standards	CWE 120 Buffer Copy without Checking Size of Input ('Classic Buffer Overflow') MISRA C:2004 17.1 (Required) Pointer arithmetic shall only be applied to pointers that address an array or array element.

Code examples


The following code example fails the check and will give a warning:

```
void example(int x) {
    *(&x+10) = 5;
}
```

The following code example passes the check and will not give a warning about this issue:

```
void example(int *x) {
    *(x+10) = 5;
}
```

MISRAC++2008-5-0-16_c

Synopsis	An array access is out of bounds.
Enabled by default	Yes
Severity/Certainty	High/High 
Full description	(Required) A pointer operand and any pointer resulting from pointer arithmetic using that operand shall both address elements of the same array. This check is identical to ARR-inv-index, MISRAC2012-Rule-18.1_a, CERT-ARR30-C_a.
Coding standards	CERT ARR33-C Guarantee that copies are made into storage of sufficient size CWE 119 Improper Restriction of Operations within the Bounds of a Memory Buffer CWE 120 Buffer Copy without Checking Size of Input ('Classic Buffer Overflow') CWE 121 Stack-based Buffer Overflow CWE 124 Buffer Underwrite ('Buffer Underflow')

CWE 126

Buffer Over-read

CWE 127

Buffer Under-read

CWE 129

Improper Validation of Array Index

MISRA C:2012 Rule-18.1

(Required) A pointer resulting from arithmetic on a pointer operand shall address an element of the same array as that pointer operand

Code examples

The following code example fails the check and will give a warning:

```
int example(int x, int y)
{
    int a[10];
    if((x >= 0) && (x < 20)) {
        if(x < 10) {
            y = a[x];
        } else {
            y = a[x - 10];
            y = a[x];
        }
    }
    return y;
}
```

The following code example passes the check and will not give a warning about this issue:

```
int main(void)
{
    int a[4];
    a[3] = 0;
    return 0;
}
```


MISRAC++2008-5-0-16_d

Synopsis

An array access might be out of bounds for some execution paths.

Enabled by default

Yes

Severity/Certainty	High/High 
Full description	(Required) A pointer operand and any pointer resulting from pointer arithmetic using that operand shall both address elements of the same array. This check is identical to ARR-inv-index-pos, MISRAC2012-Rule-18.1_b, CERT-ARR30-C_b.
Coding standards	<p>CERT ARR33-C</p> <p style="padding-left: 40px;">Guarantee that copies are made into storage of sufficient size</p> <p>CWE 119</p> <p style="padding-left: 40px;">Improper Restriction of Operations within the Bounds of a Memory Buffer</p> <p>CWE 120</p> <p style="padding-left: 40px;">Buffer Copy without Checking Size of Input ('Classic Buffer Overflow')</p> <p>CWE 121</p> <p style="padding-left: 40px;">Stack-based Buffer Overflow</p> <p>CWE 124</p> <p style="padding-left: 40px;">Buffer Underwrite ('Buffer Underflow')</p> <p>CWE 126</p> <p style="padding-left: 40px;">Buffer Over-read</p> <p>CWE 127</p> <p style="padding-left: 40px;">Buffer Under-read</p> <p>CWE 129</p> <p style="padding-left: 40px;">Improper Validation of Array Index</p> <p>MISRA C:2012 Rule-18.1</p> <p style="padding-left: 40px;">(Required) A pointer resulting from arithmetic on a pointer operand shall address an element of the same array as that pointer operand</p>
Code examples	The following code example fails the check and will give a warning:

```

int cond;

int main(void)
{
    int a[7];
    int x;

    if (cond)
        x = 3;
    else
        x = 20;

    a[x] = 0; //x may be set to 20 in line 11
             //but a only has an interval of [0,6]
    return 0;
}

```

The following code example passes the check and will not give a warning about this issue:

```

int cond;

int main(void)
{
    int a[25];
    int x;


    if (cond)
        x = 3;
    else
        x = 20;

    a[x] = 0; //here, both possible values of
             //x are in the interval [0,24]
    return 0;
}

```

MISRAC++2008-5-0-16_e

Synopsis	A pointer to an array is used outside the array bounds.
Enabled by default	Yes


Severity/Certainty	High/High 
Full description	(Required) A pointer operand and any pointer resulting from pointer arithmetic using that operand shall both address elements of the same array. This check is identical to ARR-inv-index-ptr, MISRAC2012-Rule-18.1_c, CERT-ARR30-C_c.
Coding standards	<p>CERT ARR33-C</p> <p style="padding-left: 40px;">Guarantee that copies are made into storage of sufficient size</p> <p>CWE 119</p> <p style="padding-left: 40px;">Improper Restriction of Operations within the Bounds of a Memory Buffer</p> <p>CWE 120</p> <p style="padding-left: 40px;">Buffer Copy without Checking Size of Input ('Classic Buffer Overflow')</p> <p>CWE 121</p> <p style="padding-left: 40px;">Stack-based Buffer Overflow</p> <p>CWE 122</p> <p style="padding-left: 40px;">Heap-based Buffer Overflow</p> <p>CWE 124</p> <p style="padding-left: 40px;">Buffer Underwrite ('Buffer Underflow')</p> <p>CWE 126</p> <p style="padding-left: 40px;">Buffer Over-read</p> <p>CWE 127</p> <p style="padding-left: 40px;">Buffer Under-read</p> <p>CWE 129</p> <p style="padding-left: 40px;">Improper Validation of Array Index</p> <p>MISRA C:2012 Rule-18.1</p> <p style="padding-left: 40px;">(Required) A pointer resulting from arithmetic on a pointer operand shall address an element of the same array as that pointer operand</p>
Code examples	The following code example fails the check and will give a warning:

```
void example(void) {
    int arr[10];
    int *p = arr;
    p[10];
}
```

The following code example passes the check and will not give a warning about this issue:

```
void example(void) {
    int arr[10];
    int *p = arr;
    p[9];
}
```

MISRAC++2008-5-0-16_f

Synopsis	A pointer to an array might be used outside the array bounds.
Enabled by default	Yes
Severity/Certainty	Medium/Medium 
Full description	(Required) A pointer operand and any pointer resulting from pointer arithmetic using that operand shall both address elements of the same array. This check is identical to ARR-inv-index-ptr-pos, MISRAC2012-Rule-18.1_d, CERT-ARR30-C_d.
Coding standards	CERT ARR33-C Guarantee that copies are made into storage of sufficient size CWE 119 Improper Restriction of Operations within the Bounds of a Memory Buffer CWE 120 Buffer Copy without Checking Size of Input ('Classic Buffer Overflow') CWE 121 Stack-based Buffer Overflow CWE 122

Heap-based Buffer Overflow

CWE 124

Buffer Underwrite ('Buffer Underflow')

CWE 126

Buffer Over-read

CWE 127

Buffer Under-read

CWE 129

Improper Validation of Array Index

MISRA C:2012 Rule-18.1

(Required) A pointer resulting from arithmetic on a pointer operand shall address an element of the same array as that pointer operand

Code examples

The following code example fails the check and will give a warning:

```
void example(int b) {
    int arr[10];
    int *p = arr;
    int x = (b<10 ? 8 : 11);
    p[x];
}
```

The following code example passes the check and will not give a warning about this issue:

```
void example(int b) {
    int arr[12];
    int *p = arr;
    int x = (b<10 ? 8 : 11);
    p[x];
}
```


MISRAC++2008-5-0-19

Synopsis


Declarations that contain more than two levels of pointer indirection have been found.

Enabled by default

Yes


Severity/Certainty	<p>Low/Medium</p> 
Full description	<p>(Required) The declaration of objects shall contain no more than two levels of pointer indirection. This check is identical to MISRAC2004-17.5, MISRAC2012-Rule-18.5.</p>
Coding standards	<p>MISRA C:2004 17.5</p> <p>(Required) The declaration of objects should contain no more than two levels of pointer indirection.</p> <p>MISRA C:2012 Rule-18.5</p> <p>(Advisory) Declarations should contain no more than two levels of pointer nesting</p>
Code examples	<p>The following code example fails the check and will give a warning:</p> <pre>void example(void) { int ***p; }</pre> <p>The following code example passes the check and will not give a warning about this issue:</p> <pre>void example(void) { int **p; }</pre>

MISRAC++2008-5-0-21

Synopsis	<p>Applications of bitwise operators to signed operands were found.</p>
Enabled by default	<p>Yes</p>
Severity/Certainty	<p>Low/Medium</p> 
Full description	<p>(Required) Bitwise operators shall only be applied to operands of unsigned underlying type. This check is identical to MISRAC2004-12.7.</p>

Coding standards	CERT INT13-C Use bitwise operators only on unsigned operands MISRA C:2004 12.7 (Required) Bitwise operators shall not be applied to operands whose underlying type is signed.
Code examples	The following code example fails the check and will give a warning: <pre>void example(void) { int x = -(1U); x ^ 1; x & 0x7F; ((unsigned int)x) & 0x7F; }</pre> The following code example passes the check and will not give a warning about this issue: <pre>void example(void) { int x = -1; ((unsigned int)x) ^ 1U; 2U ^ 1U; ((unsigned int)x) & 0x7FU; ((unsigned int)x) & 0x7FU; }</pre>

MISRAC++2008-5-2-4 (C++ only)

Synopsis	Old style casts (other than void casts) were found.
Enabled by default	Yes
Severity/Certainty	Medium/Medium 
Full description	(Required) C-style casts (other than void casts) and functional notation casts (other than explicit constructor calls) shall not be used. This check is identical to CAST-old-style.
Coding standards	CERT EXP05-CPP

Do not use C-style casts

Code examples

The following code example fails the check and will give a warning:

```
int example(float b)
{
    return (int)b;
}
```

The following code example passes the check and will not give a warning about this issue:

```
int example(float b)
{
    return static_cast<int>(b);
}
```

MISRAC++2008-5-2-5

Synopsis

Casts that remove a const or volatile qualification were found.

Enabled by default

Yes

Severity/Certainty

Low/High



Full description

(Required) A cast shall not remove any const or volatile qualification from the type of a pointer or reference. This check is identical to MISRAC2004-11.5, MISRAC2012-Rule-11.8.

Coding standards

MISRA C:2004 11.5

(Required) A cast shall not be performed that removes any const or volatile qualification from the type addressed by a pointer.

MISRA C:2012 Rule-11.8

(Required) A cast shall not remove any const or volatile qualification from the type pointed to by a pointer

Code examples

The following code example fails the check and will give a warning:


```

typedef unsigned short uint16_t;

void example(void) {

    uint16_t x;
    const uint16_t * pci;      /* pointer to const int */
    uint16_t * pi;           /* pointer to int */

    pi = (uint16_t *)pci; // not compliant

}

```

The following code example passes the check and will not give a warning about this issue:

```

typedef unsigned short uint16_t;

void example(void) {


    uint16_t x;
    uint16_t * const cpi = &x; /* const pointer to int */
    uint16_t * pi;           /* pointer to int */

    pi = cpi; // compliant - no cast required

}

```

MISRAC++2008-5-2-6

Synopsis	A cast shall not convert a pointer to a function to any other pointer type, including a pointer to function type.
Enabled by default	Yes
Severity/Certainty	Medium/Medium 
Full description	(Required) A cast shall not convert a pointer to a function to any other pointer type, including a pointer to function type.
Coding standards	This check does not correspond to any coding standard rules.

Code examples

The following code example fails the check and will give a warning:

```
#include <stdint.h>
void f ( int32_t )
{
    reinterpret_cast< void (*) ( ) >( &f ); // Non-compliant
}
```

The following code example passes the check and will not give a warning about this issue:

```
#include <stdint.h>
void f ( int32_t )
{
    void (*fp)(int32_t) = &f;
}
```

MISRAC++2008-5-2-7

Synopsis

A pointer to object type is cast to a pointer to a different object type.

Enabled by default

Yes

Severity/Certainty

Low/Medium



Full description

(Required) An object with pointer type shall not be converted to an unrelated pointer type, either directly or indirectly. This check is identical to MISRAC2004-11.4.

Coding standards

MISRA C:2004 11.4

(Advisory) A cast should not be performed between a pointer to object type and a different pointer to object type.

Code examples

The following code example fails the check and will give a warning:

```
typedef unsigned int uint32_t;
typedef unsigned char uint8_t;


void example(void) {
    uint8_t * p1;
    uint32_t * p2;
    p2 = (uint32_t *)p1;
}
```

The following code example passes the check and will not give a warning about this issue:

```
typedef unsigned int uint32_t;
typedef unsigned char uint8_t;

void example(void) {
    uint8_t * p1;
    uint8_t * p2;
    p2 = (uint8_t *)p1;
}
```

MISRAC++2008-5-2-9


Synopsis	A cast from a pointer type to an integral type was found.
Enabled by default	No
Severity/Certainty	Low/Medium 
Full description	(Advisory) A cast should not convert a pointer type to an integral type. This check is identical to MISRAC2004-11.3, MISRAC2012-Rule-11.4.
Coding standards	MISRA C:2004 11.3 (Advisory) A cast should not be performed between a pointer type and an integral type. MISRA C:2012 Rule-11.4 (Advisory) A conversion should not be performed between a pointer to object and an integer type
Code examples	The following code example fails the check and will give a warning:

```
void example(void) {
    int *p;
    int x;
    x = (int)p;
}
```

The following code example passes the check and will not give a warning about this issue:

```
void example(void) {
    int *p;
    int *x;
    x = p;
}
```

MISRAC++2008-5-2-10


Synopsis	The increment (++) and decrement (--) operators are being used mixed with other operators in an expression.
Enabled by default	No
Severity/Certainty	Low/Medium 
Full description	(Advisory) The increment (++) and decrement (--) operators should not be mixed with other operators in an expression. This check is identical to MISRAC2004-12.13, MISRAC2012-Rule-13.3.
Coding standards	MISRA C:2004 12.13 (Advisory) The increment (++) and decrement (--) operators should not be mixed with other operators in an expression. MISRA C:2012 Rule-13.3 (Advisory) A full expression containing an increment (++) or decrement (--) operator should have no other potential side effects other than that caused by the increment or decrement operator
Code examples	The following code example fails the check and will give a warning:

```
void example(char *src, char *dst) {
    while ((*src++ = *dst++));
}
```

The following code example passes the check and will not give a warning about this issue:

```
void example(char *src, char *dst) {
    while (*src) {
        *dst = *src;
        src++;
        dst++;
    }
}
```

MISRAC++2008-5-2-11_a (C++ only)

Synopsis	Overloaded && and operators were found.
Enabled by default	Yes
Severity/Certainty	Low/Low 
Full description	(Required) The comma operator, && operator and the operator shall not be overloaded. This check is identical to LOGIC-overload.
Coding standards	This check does not correspond to any coding standard rules.
Code examples	<p>The following code example fails the check and will give a warning:</p> <pre>class C{ bool x; bool operator (bool other); }; bool C::operator (bool other){ return x other; }</pre> <p>The following code example passes the check and will not give a warning about this issue:</p>

```
class C{
    int x;
    int operator+(int other);
};

int C::operator+(int other){
    return x + other;
}
```

MISRAC++2008-5-2-11_b (C++ only)

Synopsis Overloaded comma operators were found.

Enabled by default Yes

Severity/Certainty Low/Low



Full description (Required) The comma operator, && operator and the || operator shall not be overloaded. This check is identical to COMMA-overload.

Coding standards This check does not correspond to any coding standard rules.

Code examples The following code example fails the check and will give a warning:

```
class C{
    bool x;
    bool operator,(bool other);
};

bool C::operator,(bool other){
    return x;
}
```

The following code example passes the check and will not give a warning about this issue:


```

class C{
    int x;
    int operator+(int other);
};

int C::operator+(int other){
    return x + other;
}

```

MISRAC++2008-5-3-1

Synopsis	Operands of the logical operators (&&, , and !) were found that are not of type bool.
Enabled by default	Yes
Severity/Certainty	Low/Medium 
Full description	(Required) Each operand of the ! operator, the logical && or the logical operators shall have type bool. This check is identical to MISRAC2004-12.6_a.
Coding standards	MISRA C:2004 12.6 (Advisory) The operands of logical operators (&&, , and !) should be effectively boolean. Expressions that are effectively boolean should not be used as operands to operators other than (&&, , !, =, ==, !=, and ?:).
Code examples	The following code example fails the check and will give a warning: <pre> void example(void) { int d, c, b, a; d = (c & a) && b; } </pre> <p>The following code example passes the check and will not give a warning about this issue:</p>


```
typedef char boolean_t; /* Compliant: Boolean-by-enforcement */

void example(void)
{
    boolean_t d;
    boolean_t c = 1;
    boolean_t b = 0;
    boolean_t a = 1;

    d = ( c && a ) && b;
}


```

MISRAC++2008-5-3-2

Synopsis	Uses of unary minus on unsigned expressions were found.
Enabled by default	Yes
Severity/Certainty	Low/Medium 
Full description	(Required) The unary minus operator shall not be applied to an expression whose underlying type is unsigned. This check is identical to MISRAC2012-Rule-10.1_R8, MISRAC2004-12.9.
Coding standards	MISRA C:2004 12.9 (Required) The unary minus operator shall not be applied to an expression whose underlying type is unsigned. MISRA C:2012 Rule-10.1 (Required) Operands shall not be of an inappropriate essential type
Code examples	The following code example fails the check and will give a warning: <pre>void example(void) { unsigned int max = -1U; // use max = ~0U; }</pre> The following code example passes the check and will not give a warning about this issue:


```
void example(void) {
    int neg_one = -1;
}
```

MISRAC++2008-5-3-3 (C++ only)


Synopsis	Occurrences of overloaded & operators were found.
Enabled by default	Yes
Severity/Certainty	Low/Low 
Full description	(Required) The unary & operator shall not be overloaded. This check is identical to PTR-overload.
Coding standards	This check does not correspond to any coding standard rules.
Code examples	<p>The following code example fails the check and will give a warning:</p> <pre>class C{ bool x; bool* operator&(); }; bool* C::operator&(){ return &x; }</pre> <p>The following code example passes the check and will not give a warning about this issue:</p> <pre>class C{ int x; int operator+(int other); }; int C::operator+(int other){ return x + other; }</pre>

MISRAC++2008-5-3-4


Synopsis	There are sizeof expressions that contain side effects.
Enabled by default	Yes
Severity/Certainty	Medium/Medium 
Full description	(Required) Evaluation of the operand to the sizeof operator shall not contain side effects. This check is identical to SIZEOF-side-effect, MISRAC2004-12.3.
Coding standards	CERT EXP06-C <p style="padding-left: 40px;">Operands to the sizeof operator should not contain side effects</p> CERT EXP06-CPP <p style="padding-left: 40px;">Operands to the sizeof operator should not contain side effects</p> MISRA C:2004 12.3 <p style="padding-left: 40px;">(Required) The sizeof operator shall not be used on expressions that contain side effects.</p>
Code examples	The following code example fails the check and will give a warning: <pre>void example(void) { int i; int size = sizeof(i++); }</pre> <p>The following code example passes the check and will not give a warning about this issue:</p> <pre>void example(void) { int i; int size = sizeof(i); i++; }</pre>

MISRAC++2008-5-8-1


Synopsis	Possible out-of-range shifts were found.
----------	--

Enabled by default	Yes
Severity/Certainty	Medium/Medium 
Full description	(Required) The right hand operand of a shift operator shall lie between zero and one less than the width in bits of the underlying type of the left hand operand. This check is identical to ATH-shift-bounds, MISRAC2004-12.8, MISRAC2012-Rule-12.2.
Coding standards	CERT INT34-C <p style="padding-left: 40px;">Do not shift a negative number of bits or more bits than exist in the operand</p> CWE 682 <p style="padding-left: 40px;">Incorrect Calculation</p> MISRA C:2004 12.8 <p style="padding-left: 40px;">(Required) The right-hand operand of a shift operator shall lie between zero and one less than the width in bits of the underlying type of the left-hand operand.</p> MISRA C:2012 Rule-12.2 <p style="padding-left: 40px;">(Required) The right hand operand of a shift operator shall lie in the range zero to one less than the width in bits of the essential type of the left hand operand</p>
Code examples	The following code example fails the check and will give a warning: <pre>unsigned int foo(unsigned int x, unsigned int y) { int shift = 33; // too big return 3U << shift; }</pre> <p>The following code example passes the check and will not give a warning about this issue:</p> <pre>unsigned int foo(unsigned int x) { int y = 1; // OK - this is within the correct range return x << y; }</pre>

MISRAC++2008-5-14-1

Synopsis	There are right-hand operands of && or operators that contain side effects.
Enabled by default	Yes
Severity/Certainty	Medium/Medium 
Full description	(Required) The right hand operand of a logical && or operator shall not contain side effects. This check is identical to MISRAC2004-12.4, MISRAC2012-Rule-13.5.
Coding standards	CWE 768 Incorrect Short Circuit Evaluation MISRA C:2004 12.4 (Required) The right-hand operand of a logical && or operator shall not contain side effects. MISRA C:2012 Rule-13.5 (Required) The right hand operand of a logical && or operator shall not contain persistent side effects
Code examples	The following code example fails the check and will give a warning: <pre>#include <stdlib.h> void example(void) { int i; int size = rand() && i++; } </pre> The following code example passes the check and will not give a warning about this issue: <pre>#include <stdlib.h> void example(void) { int i; int size = rand() && i; } </pre>


MISRAC++2008-5-18-1

Synopsis	There are uses of the comma operator.
Enabled by default	Yes
Severity/Certainty	Low/High 
Full description	(Required) The comma operator shall not be used. This check is identical to MISRAC2004-12.10, MISRAC2012-Rule-12.3.
Coding standards	MISRA C:2004 12.10 (Required) The comma operator shall not be used. MISRA C:2012 Rule-12.3 (Advisory) The comma operator should not be used
Code examples	The following code example fails the check and will give a warning: <pre>#include <string.h> void reverse(char *string) { int i, j; j = strlen(string); for (i = 0; i < j; i++, j--) { char temp = string[i]; string[i] = string[j]; string[j] = temp; } }</pre> The following code example passes the check and will not give a warning about this issue:

```
#include <string.h>

void reverse(char *string) {
    int i;
    int length = strlen(string);
    int half_length = length / 2;
    for (i = 0; i < half_length; i++) {
        int opposite = length - i;
        char temp = string[i];
        string[i] = string[opposite];
        string[opposite] = temp;
    }
}
```

MISRAC++2008-5-19-1

Synopsis	A constant unsigned integer expression overflows.
Enabled by default	No
Severity/Certainty	Medium/Medium 
Full description	(Advisory) Evaluation of constant unsigned integer expressions should not lead to wrap-around. This check is identical to <code>EXPR-const-overflow</code> , MISRAC2004-12.11, MISRAC2012-Rule-12.4.
Coding standards	CWE 190 Integer Overflow or Wraparound MISRA C:2004 12.11 (Advisory) Evaluation of constant unsigned integer expressions should not lead to wrap-around. MISRA C:2012 Rule-12.4 (Advisory) Evaluation of constant expressions should not lead to unsigned integer wrap-around MISRA C++ 2008 5-19-1

(Advisory) Evaluation of constant unsigned integer expressions should not lead to wrap-around.

Code examples

The following code example fails the check and will give a warning:

```
void example(void) {
    (0xFFFFFFFF + 1u);
}
```

The following code example passes the check and will not give a warning about this issue:

```
void example(void) {
    0x7FFFFFFF + 0;
}
```

MISRA C++2008-6-2-1

Synopsis

One or more assignment operators are used in sub-expressions.

Enabled by default

Yes

Severity/Certainty

Low/Medium



Full description

(Required) Assignment operators shall not be used in sub-expressions. This check is identical to MISRA C2012-Rule-13.4_b.

Coding standards

MISRA C:2012 Rule-13.4

(Advisory) The result of an assignment operator should not be used

Code examples


The following code example fails the check and will give a warning:

```
void func()
{
    int x;
    int y;
    int z;
    x = y = z;
}
```

The following code example passes the check and will not give a warning about this issue:

```
void func()
{
    int x = 2;
    int y;
    int z;
    x = y;
    x == y;
}
```

MISRAC++2008-6-2-2

Synopsis	There are floating-point comparisons that use the == or != operators.
Enabled by default	Yes
Severity/Certainty	Low/High 
Full description	(Required) Floating-point expressions shall not be directly or indirectly tested for equality or inequality. This check is identical to ATH-emp-float, MISRAC2004-13.3.
Coding standards	CERT FLP06-C <p style="padding-left: 40px;">Understand that floating-point arithmetic in C is inexact</p> CERT FLP35-CPP <p style="padding-left: 40px;">Take granularity into account when comparing floating point values</p> MISRA C:2004 13.3 <p style="padding-left: 40px;">(Required) Floating-point expressions shall not be tested for equality or inequality.</p>
Code examples	The following code example fails the check and will give a warning:


```

int main(void)
{
    float f = 3.0;
    int i = 3;

    if (f == i) //comparison of a float and an int
        ++i;

    return 0;
}

```

The following code example passes the check and will not give a warning about this issue:

```


int main(void)
{
    int i = 60;
    char c = 60;

    if (i == c)
        ++i;

    return 0;
}

```

MISRA C++2008-6-2-3

Synopsis	There are stray semicolons on the same line as other code.
Enabled by default	No
Severity/Certainty	Low/Low 
Full description	(Required) Before preprocessing, a null statement shall only occur on a line by itself; it may be followed by a comment, provided that the first character following the null statement is a white-space character. This check is identical to EXP-stray-semicolon, MISRA C:2004-14.3.
Coding standards	CERT EXP15-C Do not place a semicolon on the same line as an if, for, or while statement MISRA C:2004 14.3

(Required) Before preprocessing, a null statement shall only occur on a line by itself; it may be followed by a comment, provided that the first character following the null statement is a whitespace character.

Code examples

The following code example fails the check and will give a warning:

```
void example(void) {
    int i;
    for (i=0; i!=10; ++i); //Null statement as the
                          //body of this for loop
}
```

The following code example passes the check and will not give a warning about this issue:

```
void example(void) {
    int i;
    for (i=0; i!=10; ++i){ //An empty block is much
    }                       //more readable
}
```

MISRA C++2008-6-3-I_a

Synopsis

There are missing braces in do ... while statements.

Enabled by default

Yes

Severity/Certainty

Low/Low



Full description

(Required) The statement forming the body of a switch, while, do ... while or for statement shall be a compound statement. This check is identical to MISRA C2004-14.8_a, MISRA C2012-Rule-15.6_a.

Coding standards

CERT EXP19-C

Use braces for the body of an if, for, or while statement

CWE 483

Incorrect Block Delimitation

MISRA C:2004 14.8

(Required) The statement forming the body of a switch, while, do ... while, or for statement shall be a compound statement.

MISRA C:2012 Rule-15.6

(Required) The body of an iteration-statement or a selection-statement shall be a compound-statement

Code examples

The following code example fails the check and will give a warning:

```
int example(void) {
    do
        return 0;
    while (1);
}
```

The following code example passes the check and will not give a warning about this issue:


```
int example(void) {
    do {
        return 0;
    } while (1);
}
```

MISRAC++2008-6-3-1_b

Synopsis There are missing braces in `for` statements.

Enabled by default Yes

Severity/Certainty Low/Low



Full description (Required) The statement forming the body of a switch, while, do ... while or for statement shall be a compound statement. This check is identical to MISRAC2004-14.8_b, MISRAC2012-Rule-15.6_b.

Coding standards CERT EXP19-C

Use braces for the body of an if, for, or while statement

CWE 483

Incorrect Block Delimitation

MISRA C:2004 14.8

(Required) The statement forming the body of a switch, while, do ... while, or for statement shall be a compound statement.

MISRA C:2012 Rule-15.6

(Required) The body of an iteration-statement or a selection-statement shall be a compound-statement

Code examples

The following code example fails the check and will give a warning:

```
int example(void) {
    for (;;)
        return 0;
}
```

The following code example passes the check and will not give a warning about this issue:

```
int example(void) {
    for (;;) {
        return 0;
    }
}
```

MISRAC++2008-6-3-I_c

Synopsis

There are missing braces in `switch` statements.

Enabled by default

Yes

Severity/Certainty

Low/Low



Full description

(Required) The statement forming the body of a switch, while, do ... while or for statement shall be a compound statement. This check is identical to MISRAC2004-14.8_c, MISRAC2012-Rule-15.6_d.

Coding standards

CERT EXP19-C

Use braces for the body of an if, for, or while statement

CWE 483

Incorrect Block Delimitation

MISRA C:2004 14.8

(Required) The statement forming the body of a switch, while, do ... while, or for statement shall be a compound statement.

MISRA C:2012 Rule-15.6

(Required) The body of an iteration-statement or a selection-statement shall be a compound-statement

Code examples

The following code example fails the check and will give a warning:

```
void example(void) {
    while(1);
    for(;;);
    do ;
    while (0);
    switch(0);
}
```

The following code example passes the check and will not give a warning about this issue:

```
void example(void) {
    while(1) {
    }
    for(;;) {
    }
    do {
    } while (0);
    switch(0) {
    }
}
```

MISRAC++2008-6-3-1_d

Synopsis

There are missing braces in while statements.

Enabled by default

Yes

Severity/Certainty

Low/Low



Full description	(Required) The statement forming the body of a switch, while, do ... while or for statement shall be a compound statement. This check is identical to MISRAC2004-14.8_d, MISRAC2012-Rule-15.6_e.
Coding standards	CERT EXP19-C Use braces for the body of an if, for, or while statement CWE 483 Incorrect Block Delimitation MISRA C:2004 14.8 (Required) The statement forming the body of a switch, while, do ... while, or for statement shall be a compound statement. MISRA C:2012 Rule-15.6 (Required) The body of an iteration-statement or a selection-statement shall be a compound-statement

Code examples The following code example fails the check and will give a warning:

```
int example(void) {
    while (1)
        return 0;
}
```

The following code example passes the check and will not give a warning about this issue:

```
int example(void) {
    while (1){
        return 0;
    }
}
```

MISRAC++2008-6-4-1

Synopsis	There are missing braces in <code>if</code> , <code>else</code> , or <code>else if</code> statements.
Enabled by default	Yes

Severity/Certainty

Low/Low



Full description

(Required) An if (condition) construct shall be followed by a compound statement. The else keyword shall be followed by either a compound statement, or another if statement. This check is identical to MISRAC2004-14.9, MISRAC++2008-6-4-1, MISRAC2012-Rule-15.6_c.

Coding standards

CERT EXP19-C

Use braces for the body of an if, for, or while statement

CWE 483

Incorrect Block Delimitation

MISRA C:2004 14.9

(Required) An if expression construct shall be followed by a compound statement. The else keyword shall be followed by either a compound statement or another if statement.

MISRA C:2012 Rule-15.6

(Required) The body of an iteration-statement or a selection-statement shall be a compound-statement

MISRA C++ 2008 6-4-1

(Required) An if (condition) construct shall be followed by a compound statement. The else keyword shall be followed by either a compound statement, or another if statement.

Code examples

The following code example fails the check and will give a warning:

```
#include <stdlib.h>

void example(void) {
    if (rand());
    if (rand());
    else;
}
```


The following code example passes the check and will not give a warning about this issue:

```
#include <stdlib.h>

void example(void) {
    if (rand()) {
    }
    if (rand()) {
    } else {
    }
    if (rand()) {
    } else if (rand()) {
    }
}

```

MISRAC++2008-6-4-2

Synopsis	If ... else if constructs that are not terminated with an else clause were detected.
Enabled by default	Yes
Severity/Certainty	Low/High 
Full description	(Required) All if ... else if constructs shall be terminated with an else clause. This check is identical to MISRAC2004-14.10, MISRAC2012-Rule-15.7.
Coding standards	MISRA C:2004 14.10 (Required) All if ... else if constructs shall be terminated with an else clause. MISRA C:2012 Rule-15.7 (Required) All if ... else if constructs shall be terminated with an else statement
Code examples	The following code example fails the check and will give a warning:


```
#include <stdlib.h>
#include <stdio.h>


void example(void) {
    if (!rand()) {
        printf("The first random number is 0");
    } else if (!rand()) {
        printf("The second random number is 0");
    }
}
```

The following code example passes the check and will not give a warning about this issue:

```
#include <stdlib.h>
#include <stdio.h>

void example(void) {
    if (!rand()) {
        printf("The first random number is 0");
    } else if (!rand()) {
        printf("The second random number is 0");
    } else {
        printf("Neither random number was 0");
    }
}
```

MISRAC++2008-6-4-3

Synopsis	Detected switch statements that do not conform to the MISRA C++ switch syntax.
Enabled by default	Yes
Severity/Certainty	Low/High 
Full description	(Required) A switch statement shall be a well-formed switch statement.
Coding standards	MISRA C:2004 15.0 (Required) The MISRA C switch syntax shall be used. MISRA C:2012 Rule-16.1

(Required) All switch statements shall be well-formed

Code examples

The following code example fails the check and will give a warning:

```

int expr();
void stmt();
void example(void) {
    switch(expr()) {
        // at least one case label
        case 1:
            // statement list
            stmt();
            stmt();
            // WARNING: missing break at end of statement list
        default:
            break; // statement list ends in a break
    }

    switch(expr()) {
        // WARNING: missing at least one case label
        default:
            break; // statement list ends in a break
    }

    switch(expr()) {
        // at least one case label
        case 1:
            // statement list
            stmt();
            stmt();
            break; // statement list ends in a break
        case 0:
            stmt();
            // WARNING: declaration list without block
            int decl = 0;
            int x;
            // statement list
            stmt();
            stmt();
            break; // statement list ends in a break
        default:
            break; // statement list ends in a break
    }

    switch(expr()) {
        // at least one case label
        case 1: {
            // statement list
            stmt();
            // WARNING: Additional block inside of the case clause
            block

```

```

        {
            stmt();
        }
        break;
    }
    default:
        break; // statement list ends in a break
}
}

```

The following code example passes the check and will not give a warning about this issue:


```

int expr();
void stmt();
void example(void) {
    switch(expr()) {
        // at least one case label
        case 1:
            // statement list (no declarations)
            stmt();
            stmt();
            break; // statement list ends in a break
        case 0: {
            // one level of block is allowed
            // declaration list
            int decl = 0;
            // statement list
            stmt();
            stmt();
            break; // statement list ends in a break
        }
        case 2: // empty cases are allowed
        default:
            break; // statement list ends in a break
    }
}

```

MISRAC++2008-6-4-4

Synopsis	Switch labels were found in nested blocks.
Enabled by default	Yes


Severity/Certainty	Low/Medium 
Full description	(Required) A switch-label shall only be used when the most closely-enclosing compound statement is the body of a switch statement. This check is identical to MISRAC2004-15.1, MISRAC2012-Rule-16.2.
Coding standards	MISRA C:2004 15.1 (Required) A switch label shall only be used when the most closely-enclosing compound statement is the body of a switch statement. MISRA C:2012 Rule-16.2 (Required) A switch label shall only be used when the most closely-enclosing compound statement is the body of a switch statement
Code examples	The following code example fails the check and will give a warning: <pre>#include <stdlib.h> void example(void) { switch(rand()) { {case 1:} case 2: case 3: default: } }</pre> The following code example passes the check and will not give a warning about this issue:

```
#include <stdlib.h>

void example(void) {

    switch(rand()) {
        case 1:
        case 2:
        case 3:
        default:
    }
}
```

MISRAC++2008-6-4-5

Synopsis	Non-empty switch cases were found that are not terminated by a break.
Enabled by default	Yes
Severity/Certainty	Medium/Medium 
Full description	(Required) An unconditional throw or break statement shall terminate every non-empty switch-clause. This check is identical to MISRAC2004-15.2, MISRAC2012-Rule-16.3.
Coding standards	CERT MSC17-C Finish every set of statements associated with a case label with a break statement CWE 484 Omitted Break Statement in Switch MISRA C:2004 15.2 (Required) An unconditional break statement shall terminate every non-empty switch clause. MISRA C:2012 Rule-16.3 (Required) An unconditional break statement shall terminate every switch-clause
Code examples	The following code example fails the check and will give a warning:

```

#include <cstdlib>

void example(int input) {

    switch(input) {
        case 0:
            if (rand()) {
                break;
            }
        default:
            break;
    }
}

```

The following code example passes the check and will not give a warning about this issue:

```

#include <cstdlib>

void example(int input) {

    switch(input) {
        case 0:
            if (rand()) {
                break;
            }
            break;
        default:
            break;
    }
}

```

MISRAC++2008-6-4-6

Synopsis	Switch statements without a default clause, or with a default clause that is not the final clause, were found.
Enabled by default	Yes
Severity/Certainty	Low/Medium



Full description (Required) The final clause of a switch statement shall be the default-clause. This check is identical to MISRAC2004-15.3.

Coding standards CWE 478
 Missing Default Case in Switch Statement
 MISRA C:2004 15.3

(Required) The final clause of a switch statement shall be the default clause.

Code examples The following code example fails the check and will give a warning:

```
int example(int x) {
    switch(x){
        default:
            return 2;
            break;
        case 0:
            return 0;
            break;
    }
}
```


The following code example passes the check and will not give a warning about this issue:

```
int example(int x) {
    switch(x){
        case 3:
            return 0;
            break;
        case 5:
            return 1;
            break;
        default:
            return 2;
            break;
    }
}
```

MISRAC++2008-6-4-7


Synopsis A switch expression was found that represents a value that is effectively Boolean.

Enabled by default Yes

Severity/Certainty	Low/Medium 
Full description	(Required) The condition of a switch statement shall not have bool type. This check is identical to MISRAC2004-15.4, MISRAC2012-Rule-16.7.
Coding standards	MISRA C:2004 15.4 (Required) A switch expression shall not represent a value that is effectively boolean. MISRA C:2012 Rule-16.7 (Required) A switch-expression shall not have essentially Boolean type
Code examples	The following code example fails the check and will give a warning: <pre>void example(int x) { switch(x == 0) { case 0: case 1: default: } }</pre> The following code example passes the check and will not give a warning about this issue: <pre>void example(int x) { switch(x) { case 1: case 0: default: } }</pre>


MISRAC++2008-6-4-8

Synopsis	One or more switch statements without a case clause were found.
Enabled by default	Yes

Severity/Certainty	<p>Low/Medium</p> 
Full description	(Required) Every switch statement shall have at least one case-clause. This check is identical to MISRAC2004-15.5.
Coding standards	<p>MISRA C:2004 15.5</p> <p>(Required) Every switch statement shall have at least one case clause.</p>
Code examples	<p>The following code example fails the check and will give a warning:</p> <pre>int example(int x) { switch(x) { default: return 2; break; } }</pre> <p>The following code example passes the check and will not give a warning about this issue:</p> <pre>int example(int x) { switch(x) { case 3: return 0; break; case 5: return 1; break; default: return 2; break; } }</pre>


MISRAC++2008-6-5-1_a

Synopsis	A loop counter were found having floating type.
Enabled by default	Yes

Severity/Certainty	Low/Medium 
Full description	(Required) A for loop shall contain a single loop-counter which shall not have floating type. This check is identical to MISRAC2012-Rule-14.1_a, CERT-FLP30-C_a.
Coding standards	CERT FLP30-C Do not use floating point variables as loop counters MISRA C:2012 Rule-14.1 (Required) A loop counter shall not have essentially floating type
Code examples	The following code example fails the check and will give a warning: <pre>int main() { for (float i = 0.0; i < 10.0; ++i) { } return 0; }</pre> The following code example passes the check and will not give a warning about this issue: <pre>int main() { for (int i = 0; i < 10; ++i) { } return 0; }</pre>


MISRAC++2008-6-5-1_b (C++ only)

Synopsis	Multiple variables are being used to control a <code>for</code> loop.
Enabled by default	Yes

Severity/Certainty	<p>Low/Medium</p> 
Full description	(Required) A for loop shall contain a single loop-counter which shall not have floating type.
Coding standards	This check does not correspond to any coding standard rules.

Code examples	<p>The following code example fails the check and will give a warning:</p> <pre>void func() { int j; for (int i = 0; i < j; i = j++) {} }</pre> <p>The following code example passes the check and will not give a warning about this issue:</p> <pre>void func() { for (int i = 0; i < 10; i++) {} }</pre>
---------------	---


MISRAC++2008-6-5-2

Synopsis	A loop counter was found that might not match the loop condition test.
Enabled by default	Yes
Severity/Certainty	<p>Low/Low</p> 
Full description	(Required) If loop-counter is not modified by -- or ++, then, within condition, the loop-counter shall only be used as an operand to <=, <, > or >=.

Coding standards	CERT MSC21-C Use robust loop termination conditions CERT MSC21-CPP Use inequality to terminate a loop whose counter changes by more than one
------------------	---

Code examples	The following code example fails the check and will give a warning: <pre>void example(void) { for(int i = 0; i != 10; i += 2) {} }</pre> The following code example passes the check and will not give a warning about this issue: <pre>void example(void) { for(int i = 0; i <= 10; i+= 2) {} }</pre>
---------------	--

MISRAC++2008-6-5-3

Synopsis	A <code>for</code> loop counter variable was found that is modified in the body of the loop.
Enabled by default	Yes
Severity/Certainty	Low/High 
Full description	(Required) The loop-counter shall not be modified within condition or statement. This check is identical to MISRAC2004-13.6, MISRAC2012-Rule-14.2.
Coding standards	MISRA C:2004 13.6 (Required) Numeric variables being used within a for loop for iteration counting shall not be modified in the body of the loop. MISRA C:2012 Rule-14.2 (Required) A for loop shall be well-formed
Code examples	The following code example fails the check and will give a warning:

```
int main(void) {
    int i;

    /* i is incremented inside the loop body */
    for (i = 0; i < 10; i++) {
        i = i + 1;
    }

    return 0;
}
```


The following code example passes the check and will not give a warning about this issue:

```
int main(void) {
    int i;
    int x = 0;

    for (i = 0; i < 10; i++) {
        x = i + 1;
    }

    return 0;
}
```

MISRAC++2008-6-5-4


Synopsis	A potentially inconsistent loop counter modification was found.
Enabled by default	Yes
Severity/Certainty	Low/Low 
Full description	(Required) The loop-counter shall be modified by one of: --, ++, -=n, or +=n; where n remains constant for the duration of the loop.
Coding standards	This check does not correspond to any coding standard rules.
Code examples	The following code example fails the check and will give a warning:

```
void example(void)
{
    int i;
    for(i = 0; i != 10; i= i * i) {}
}
```

The following code example passes the check and will not give a warning about this issue:

```
void example(void)
{
    bool b;
    for(int i = 0; i != 10 || b; i-=2) {}
}
```


MISRAC++2008-6-5-5

Synopsis	A non-loop-counter variable was found that is assigned in the condition or expression part of a for loop.
Enabled by default	Yes
Severity/Certainty	Low/Medium 
Full description	(Required) A loop-control-variable other than the loop-counter shall not be modified within condition or expression.
Coding standards	This check does not correspond to any coding standard rules.
Code examples	The following code example fails the check and will give a warning: <pre>void func() { int j; int x; for (int i = 0; i < 10; j++) { i++; } }</pre>

The following code example passes the check and will not give a warning about this issue:

```
void func()
{
    int j;
    int x;
    for (int i = 0; i < 10; i++ )
    {
        j++;
    }
}
```

MISRAC++2008-6-5-6

Synopsis	A non-boolean variable was detected that is modified in the loop and used as loop condition.
Enabled by default	Yes
Severity/Certainty	Low/Low 
Full description	(Required) A loop-control-variable other than the loop-counter which is modified in statement shall have type bool.
Coding standards	This check does not correspond to any coding standard rules.
Code examples	The following code example fails the check and will give a warning:

```
void example(void)
{
    int j;
    for (int i = 0; i < 10 || j > 5; ++i)
    {
        j = i;
    }
}
```


The following code example passes the check and will not give a warning about this issue:


```

void example(void)
{
    bool found = false;
    for (int i = 0; i < 10 || found; ++i)
    {
        found = (i + 1) % 9;
    }
}


```

MISRAC++2008-6-6-1

Synopsis	The destination of a goto statement is a nested code block.
Enabled by default	Yes
Severity/Certainty	Low/Low 
Full description	(Required) Any label referenced by a goto statement shall be declared in the same block, or in a block enclosing the goto statement. This check is identical to MISRAC2012-Rule-15.3.
Coding standards	MISRA C:2012 Rule-15.3 (Required) Any label referenced by a goto statement shall be declared in the same block, or in any block enclosing the goto statement
Code examples	The following code example fails the check and will give a warning: <pre> void f1 () { int j = 0; goto L1; for (;;) { L1: // Non-compliant j; } } </pre> <p>The following code example passes the check and will not give a warning about this issue:</p>

```
void f2()
{
  for(;;)
  {
    for(;;)
    {
      goto L1;
    }
  }
L1:
  return;
}
```


MISRAC++2008-6-6-2

Synopsis	A goto statement is declared after the destination label.
Enabled by default	Yes
Severity/Certainty	Low/Low 
Full description	(Required) The goto statement shall jump to a label declared later in the same function body. This check is identical to MISRAC2012-Rule-15.2.
Coding standards	MISRA C:2012 Rule-15.2 (Required) The goto statement shall jump to a label declared later in the same function
Code examples	The following code example fails the check and will give a warning: <pre>void f1 () { int j = 0; for (j = 0; j < 10 ; ++j) { L1: // Non-compliant j; } goto L1; }</pre>

The following code example passes the check and will not give a warning about this issue:

```
void f1 ( )
{
    int j = 0;
    goto L1;
    for ( j = 0; j < 10 ; ++j )
    {
        j;
    }
L1:
    return;
}
```

MISRAC++2008-6-6-4

Synopsis	One or more loops have more than one termination point.
Enabled by default	Yes
Severity/Certainty	Low/Medium 
Full description	(Required) For any iteration statement there shall be no more than one break or goto statement used for loop termination. This check is identical to MISRAC2012-Rule-15.4.
Coding standards	MISRA C:2012 Rule-15.4 (Advisory) There should be no more than one break or goto statement used to terminate any iteration statement MISRA C++ 2008 6-6-4 (Required) For any iteration statement there shall be no more than one break or goto statement used for loop termination.
Code examples	The following code example fails the check and will give a warning:

```

int test1(int);
int test2(int);

void example(void)
{
    int i = 0;
    for (i = 0; i < 10; i++) {
        if (test1(i)) {
            break;
        } else if (test2(i)) {
            break;
        }
    }
}

void func()
{
    int x = 1;
    for ( int i = 0; i < 10; i++ )
    {
        if ( x )
        {
            break;
        }
        else if ( i )
        {
            break; // Non-compliant - second jump from loop
        }
        else
        {
            // Code
        }
    }
}

```

The following code example passes the check and will not give a warning about this issue:

```
void example(void)
{
    int i = 0;
    for (i = 0; i < 10 && i != 9; i++) {
        if (i == 9) {
            break;
        }
    }
}
void func()
{
    int x = 1;
    for ( int i = 0; i < 10; i++ )
    {
        if ( x )
        {
            break;
        }
        else if ( i )
        {
            while ( true )
            {
                if ( x )
                {
                    break;
                }
                do
                {
                    break;
                }
                while(true);
            }
        }
        else
        {
        }
    }
}
```


MISRAC++2008-6-6-5

Synopsis

One or more functions have multiple exit points or an exit point that is not at the end of the function.


Enabled by default

Yes

Severity/Certainty	<p>Low/Medium</p> 
Full description	<p>(Required) A function shall have a single point of exit at the end of the function. This check is identical to MISRAC2004-14.7, MISRAC2012-Rule-15.5.</p>
Coding standards	<p>MISRA C:2004 14.7</p> <p style="padding-left: 40px;">(Required) A function shall have a single point of exit at the end of the function.</p> <p>MISRA C:2012 Rule-15.5</p> <p style="padding-left: 40px;">(Advisory) A function should have a single point of exit at the end</p>
Code examples	<p>The following code example fails the check and will give a warning:</p> <pre>extern int errno; void example(void) { if (errno) { return; } return; }</pre> <p>The following code example passes the check and will not give a warning about this issue:</p> <pre>extern int errno; void example(void) { if (errno) { goto end; } end: { return; } }</pre>


MISRAC++2008-7-1-1

Synopsis A local variable that is not modified after its initialization is not `const` qualified.

Enabled by default	Yes
Severity/Certainty	Low/Medium 
Full description	(Required) A variable which is not modified shall be const qualified.
Coding standards	This check does not correspond to any coding standard rules.

Code examples	<p>The following code example fails the check and will give a warning:</p> <pre>int example(void){ int x = 7; return x; }</pre> <p>The following code example passes the check and will not give a warning about this issue:</p> <pre>int example(void){ int x = 7; ++x; return x; }</pre>
---------------	--

MISRAC++2008-7-1-2

Synopsis	A parameter in a function that is not modified by the function is not <code>const</code> qualified.
Enabled by default	Yes
Severity/Certainty	Low/Medium 
Full description	(Required) A pointer or reference parameter in a function shall be declared as pointer to const or reference to const if the corresponding object is not modified. This check is identical to CONST-param, MISRAC2004-16.7.

Coding standards MISRA C:2004 16.7
 (Required) A pointer parameter in a function prototype should be declared as pointer to const if the pointer is not used to modify the addressed object.

Code examples The following code example fails the check and will give a warning:

```
int example(int* x) { //x should be const
    if (*x > 5){
        return *x;
    } else {
        return 5;
    }
}
```

The following code example passes the check and will not give a warning about this issue:

```
int example(const int* x) { //OK
    if (*x > 5){
        return *x;
    } else {
        return 5;
    }
}
```

MISRAC++2008-7-2-1

Synopsis There are conversions to enum type that are out of range of the enumeration.

Enabled by default Yes

Severity/Certainty Medium/Medium



Full description (Required) An expression with enum underlying type shall only have values corresponding to the enumerators of the enumeration. This check is identical to ENUM-bounds.

Coding standards This check does not correspond to any coding standard rules.

Code examples

The following code example fails the check and will give a warning:

```
enum ens { ONE, TWO, THREE };

void example(void)
{
    ens one = (ens)10;
}
```

The following code example passes the check and will not give a warning about this issue:

```
enum ens { ONE, TWO, THREE };

void example(void)
{
    ens one = ONE;
    ens two = TWO;
    two = one;
}
```

MISRAC++2008-7-4-3

Synopsis

There are inline assembler statements that are not encapsulated in functions.

Enabled by default

Yes

Severity/Certainty

Low/Medium



Full description

(Required) Assembler language shall be encapsulated and isolated. This check is identical to MISRAC2004-2.1, MISRAC2012-Dir-4.3.

Coding standards

MISRA C:2004 2.1

(Required) Assembler language shall be encapsulated and isolated.

MISRA C:2012 Dir-4.3

(Required) Assembly language shall be encapsulated and isolated

Code examples


The following code example fails the check and will give a warning:

```
int example(void)
{
    int r;
    asm(" ");
    return r + 1;
}
```

The following code example passes the check and will not give a warning about this issue:

```
int example(int x)
{
    asm(" ");
    return x;
}
```


MISRAC++2008-7-5-1_a (C++ only)

Synopsis	A stack object is returned from a function as a reference.
Enabled by default	Yes
Severity/Certainty	High/High 
Full description	(Required) A function shall not return a reference or a pointer to an automatic variable (including parameters), defined within the function. This check is identical to MEM-stack-ref.
Coding standards	CERT DCL30-C Declare objects with appropriate storage durations CWE 562 Return of Stack Variable Address
Code examples	The following code example fails the check and will give a warning: <pre>int& example(void) { int x; return x; }</pre>

The following code example passes the check and will not give a warning about this issue:

```
int example(void) {
    int x;
    return x;
}
```

MISRA C:2004-17.6_a


Synopsis	A function might return an address on the stack.
Enabled by default	Yes
Severity/Certainty	High/High 
Full description	(Required) A function shall not return a reference or a pointer to an automatic variable (including parameters), defined within the function. This check is identical to MEM-stack, MISRA C:2004-17.6_a, MISRA C:2012-Rule-18.6_a, CERT-DCL30-C_a.
Coding standards	CERT DCL30-C Declare objects with appropriate storage durations CWE 562 Return of Stack Variable Address MISRA C:2004 17.6 (Required) The address of an object with automatic storage shall not be assigned to another object that may persist after the first object has ceased to exist. MISRA C:2012 Rule-18.6 (Required) The address of an object with automatic storage shall not be copied to another object that persists after the first object has ceased to exist
Code examples	The following code example fails the check and will give a warning: <pre>int *example(void) { int a[20]; return a; //a is a local array }</pre>

The following code example passes the check and will not give a warning about this issue:

```
#include <stdlib.h>

int* example(void) {
    int *p,i;
    p = (int *)malloc(sizeof(int));
    return p; //OK - p is dynamically allocated
}
```

MISRAC++2008-7-5-2_a

Synopsis	Detected a stack address stored in a global pointer.
Enabled by default	Yes
Severity/Certainty	High/Medium 
Full description	(Required) The address of an object with automatic storage shall not be assigned to another object that may persist after the first object has ceased to exist. This check is identical to MEM-stack-global, MISRAC2004-17.6_b, MISRAC2012-Rule-18.6_b, CERT-DCL30-C_c.
Coding standards	CERT DCL30-C Declare objects with appropriate storage durations CWE 466 Return of Pointer Value Outside of Expected Range MISRA C:2004 17.6 (Required) The address of an object with automatic storage shall not be assigned to another object that may persist after the first object has ceased to exist. MISRA C:2012 Rule-18.6 (Required) The address of an object with automatic storage shall not be copied to another object that persists after the first object has ceased to exist

Code examples

The following code example fails the check and will give a warning:

```
int *px;
void example() {
    int i = 0;
    px = &i; // assigning the address of stack
            // variable a to the global px
}
```

The following code example passes the check and will not give a warning about this issue:

```
void example(int *pz) {
    int x; int *px = &x;
    int *py = px; /* local variable */
    pz = px; /* parameter */
}
```

MISRA C:2004 17.6

Synopsis


Detected a stack address in the field of a global struct.

Enabled by default

Yes

Severity/Certainty

High/Medium



Full description

(Required) The address of an object with automatic storage shall not be assigned to another object that may persist after the first object has ceased to exist. This check is identical to MEM-stack-global-field, MISRA C:2004 17.6_c, MISRA C:2012-Rule-18.6_c, CERT-DCL30-C_d.

Coding standards

CERT DCL30-C

Declare objects with appropriate storage durations

CWE 466

Return of Pointer Value Outside of Expected Range

MISRA C:2004 17.6

(Required) The address of an object with automatic storage shall not be assigned to another object that may persist after the first object has ceased to exist.

MISRA C:2012 Rule-18.6

(Required) The address of an object with automatic storage shall not be copied to another object that persists after the first object has ceased to exist

Code examples

The following code example fails the check and will give a warning:

```
struct S{
    int *px;
} s;

void example() {
    int i = 0;
    s.px = &i; //storing local address in global struct
}
```

The following code example passes the check and will not give a warning about this issue:

```
#include <stdlib.h>

struct S{
    int *px;
} s;


void example() {
    int i = 0;
    s.px = &i; //OK - the field is written to later
    s.px = NULL;
}
```

MISRAC++2008-7-5-2_c

Synopsis Detected a stack address stored in a parameter of pointer or array type.

Enabled by default Yes

Severity/Certainty High/Medium



Full description (Required) The address of an object with automatic storage shall not be assigned to another object that may persist after the first object has ceased to exist. This check is

identical to MEM-stack-param, MISRAC2004-17.6_d, MISRAC2012-Rule-1.3_s, MISRAC2012-Rule-18.6_d, CERT-DCL30-C_e.

Coding standards

CERT DCL30-C

Declare objects with appropriate storage durations

CWE 466

Return of Pointer Value Outside of Expected Range

MISRA C:2004 17.6

(Required) The address of an object with automatic storage shall not be assigned to another object that may persist after the first object has ceased to exist.

MISRA C:2012 Rule-1.3

(Required) There shall be no occurrence of undefined or critical unspecified behaviour

MISRA C:2012 Rule-18.6

(Required) The address of an object with automatic storage shall not be copied to another object that persists after the first object has ceased to exist

Code examples

The following code example fails the check and will give a warning:

```
void example(int **ppx) {
    int x;
    ppx[0] = &x; //local address
}
```

The following code example passes the check and will not give a warning about this issue:

```
static int y = 0;
void example3(int **ppx){
    *ppx = &y; //OK - static address
}
```


MISRAC++2008-7-5-2_d (C++ only)

Synopsis

Detected a stack address stored via a reference parameter.


Enabled by default

Yes


Severity/Certainty	High/Medium 
Full description	(Required) The address of an object with automatic storage shall not be assigned to another object that may persist after the first object has ceased to exist. This check is identical to MEM-stack-param-ref, MISRAC2012-Rule-1.3_s.
Coding standards	CERT DCL30-C <p style="margin-left: 40px;">Declare objects with appropriate storage durations</p> CWE 466 <p style="margin-left: 40px;">Return of Pointer Value Outside of Expected Range</p> MISRA C:2012 Rule-1.3 <p style="margin-left: 40px;">(Required) There shall be no occurrence of undefined or critical unspecified behaviour</p>
Code examples	The following code example fails the check and will give a warning: <pre>void example(int *&pxx) { int x; pxx = &x; }</pre> <p>The following code example passes the check and will not give a warning about this issue:</p> <pre>void example(int *p, int *&q) { int x; int *px= &x; p = px; // ok, pointer q = p; // ok, not local }</pre>

MISRAC++2008-7-5-4_a

Synopsis	There are functions that call themselves directly.
Enabled by default	No

Severity/Certainty	Low/Medium 
Full description	(Advisory) Functions should not call themselves, either directly or indirectly. This check is identical to MISRAC2004-16.2_a, MISRAC2012-Rule-17.2_a.
Coding standards	MISRA C:2004 16.2 (Required) Functions shall not call themselves, either directly or indirectly. MISRA C:2012 Rule-17.2 (Required) Functions shall not call themselves, either directly or indirectly
Code examples	The following code example fails the check and will give a warning: <pre>void example(void) { example(); }</pre> The following code example passes the check and will not give a warning about this issue: <pre>void example(void) { }</pre>

MISRAC++2008-7-5-4_b

Synopsis	There are functions that call themselves indirectly.
Enabled by default	No
Severity/Certainty	Low/Medium 
Full description	(Advisory) Functions should not call themselves, either directly or indirectly. This check is identical to MISRAC2004-16.2_b, MISRAC2012-Rule-17.2_b. This is a link analysis check.
Coding standards	MISRA C:2004 16.2

(Required) Functions shall not call themselves, either directly or indirectly.

MISRA C:2012 Rule-17.2

(Required) Functions shall not call themselves, either directly or indirectly

Code examples

The following code example fails the check and will give a warning:

```
void example(void);
void callee(void) {
    example();
}
void example(void) {
    callee();
}
```

The following code example passes the check and will not give a warning about this issue:

```
void example(void);
void callee(void) {
    // example();
}
void example(void) {
    callee();
}
```

MISRA C++2008-8-0-1

Synopsis

There are declarations that contain more than one variable or constant each.

Enabled by default

Yes

Severity/Certainty

Low/High



Full description

(Required) An init-declarator-list or a member-declarator-list shall consist of a single init-declarator or member-declarator respectively.

Coding standards

This check does not correspond to any coding standard rules.

Code examples


The following code example fails the check and will give a warning:

```
int foo(){
    int a,b,c;
}
```

The following code example passes the check and will not give a warning about this issue:

```
int foo(){
    int a; int b; int c;
}
```

MISRA C++2008-8-4-1

Synopsis	There are functions defined using the ellipsis (...) notation.
Enabled by default	Yes
Severity/Certainty	Low/High 
Full description	(Required) Functions shall not be defined using the ellipsis notation. This check is identical to MISRA C2004-16.1.
Coding standards	MISRA C:2004 16.1 (Required) Functions shall not be defined with a variable number of arguments.
Code examples	The following code example fails the check and will give a warning:

```

#include <stdarg.h>
int putchar(int c);

void
minprintf(const char *fmt, ...)
{
    va_list    ap;
    const char *p, *s;

    va_start(ap, fmt);
    for (p = fmt; *p != '\0'; p++) {
        if (*p != '%') {
            putchar(*p);
            continue;
        }
        switch (*++p) {
            case 's':
                for (s = va_arg(ap, const char *); *s != '\0'; s++)
                    putchar(*s);
                break;
        }
    }
    va_end(ap);
}

```

The following code example passes the check and will not give a warning about this issue:

```


int puts(const char *);

void
func(void)
{
    puts("Hello, world!");
}

```

MISRA C++ 2008-8-4-3

Synopsis	For some execution paths, no return statements are executed in functions with a non-void return type.
Enabled by default	Yes

Severity/Certainty	Medium/High 
Full description	(Required) All exit paths from a function with non-void return type shall have an explicit return statement with an expression. This check is identical to SPC-return, MISRAC2004-16.8, MISRAC2012-Rule-17.4.
Coding standards	CERT MSC37-C Ensure that control never reaches the end of a non-void function MISRA C:2004 16.8 (Required) All exit paths from a function with non-void return type shall have an explicit return statement with an expression. MISRA C:2012 Rule-17.4 (Mandatory) All exit paths from a function with non-void return type shall have an explicit return statement with an expression
Code examples	The following code example fails the check and will give a warning: <pre>#include <stdio.h> int example(void) { int x; scanf ("%d", &x); if (x > 10) { return 10; } }</pre> The following code example passes the check and will not give a warning about this issue:

```
#include <stdio.h>


int example(void) {
    int x;

    scanf("%d",&x);

    if (x > 10) {
        return 10;
    }

    return 0;
}
```

MISRAC++2008-8-4-4

Synopsis	The addresses of one or more functions are taken without an explicit &.
Enabled by default	Yes
Severity/Certainty	Low/High 
Full description	(Required) A function identifier shall either be used to call the function or it shall be preceded by &. This check is identical to MISRAC2004-16.9.
Coding standards	MISRA C:2004 16.9 (Required) A function identifier shall only be used with either a preceding &, or with a parenthesized parameter list, which may be empty.
Code examples	The following code example fails the check and will give a warning: <pre>void func(void); void example(void) { void (*pf)(void) = func; }</pre> <p>The following code example passes the check and will not give a warning about this issue:</p>


```

void func(void);

void
example(void)
{
    void (*pf)(void) = &func;
}

```

MISRAC++2008-8-5-1_a

Synopsis	In all execution paths, variables are read before they are assigned a value.
Enabled by default	Yes
Severity/Certainty	High/High 
Full description	(Required) All variables shall have a defined value before they are used. This check is identical to SPC-uninit-var-all, MISRAC2004-9.1_a, MISRAC2012-Rule-9.1_e.
Coding standards	CERT EXP33-C Do not reference uninitialized memory CWE 457 Use of Uninitialized Variable MISRA C:2004 9.1 (Required) All automatic variables shall have been assigned a value before being used. MISRA C:2012 Rule-9.1 (Mandatory) The value of an object with automatic storage duration shall not be read before it has been set
Code examples	The following code example fails the check and will give a warning:

```
int main(void) {
    int x;

    x++; //x is uninitialized

    return 0;
}
```


The following code example passes the check and will not give a warning about this issue:

```
int main(void) {
    int x = 0;

    x++;

    return 0;
}
```

MISRAC++2008-8-5-1_b

Synopsis	In some execution paths, variables might be read before they are assigned a value.
Enabled by default	Yes
Severity/Certainty	High/Low 
Full description	(Required) All variables shall have a defined value before they are used. This check is identical to SPC-uninit-var-some, MISRAC2004-9.1_b, MISRAC2012-Rule-9.1_f.
Coding standards	CWE 457 Use of Uninitialized Variable MISRA C:2004 9.1 (Required) All automatic variables shall have been assigned a value before being used. MISRA C:2012 Rule-9.1 (Mandatory) The value of an object with automatic storage duration shall not be read before it has been set

Code examples

The following code example fails the check and will give a warning:

```
#include <stdlib.h>

int main(void) {
    int x, y;
    if (rand()) {
        x = 0;
    }
    y = x; //x may not be initialized
    return 0;
}
```

The following code example passes the check and will not give a warning about this issue:

```
#include <stdlib.h>

int main(void) {
    int x;
    if (rand()) {
        x = 0;
    }
    /* x never read */
    return 0;
}
```

MISRA C++2008-8-5-1_c

Synopsis

One or more uninitialized or NULL pointers are dereferenced.

Enabled by default

Yes

Severity/Certainty

High/Medium



Full description

(Required) All variables shall have a defined value before they are used. This check is identical to PTR-uninit, MISRA C2004-9.1_c.

Coding standards

CERT EXP33-C

Do not reference uninitialized memory

CWE 457

Use of Uninitialized Variable

CWE 824

Access of Uninitialized Pointer

MISRA C:2004 9.1

(Required) All automatic variables shall have been assigned a value before being used.

Code examples

The following code example fails the check and will give a warning:

```
void example(void) {
    int *p;
    *p = 4; //p is uninitialized
}
```

The following code example passes the check and will not give a warning about this issue:

```
void example(void) {
    int *p, a;
    p = &a;
    *p = 4; //OK - p holds a valid address
}
```

MISRAC++2008-8-5-2

Synopsis

There are one or more non-zero array initializations that do not exactly match the structure of the array declaration.

Enabled by default

Yes

Severity/Certainty

Medium/Medium



Full description

(Required) Braces shall be used to indicate and match the structure in the non-zero initialization of arrays and structures. This check is identical to MISRA C:2004-9.2.

Coding standards

MISRA C:2004 9.2

(Required) Braces shall be used to indicate and match the structure in the non-zero initialization of arrays and structures.

Code examples

The following code example fails the check and will give a warning:

```
void example(void) {
    int y[3][3] = { { 1, 2, 3 }, { 4, 5, 6 } };
}
```

The following code example passes the check and will not give a warning about this issue:

```
void example(void) {
    int y[3][2] = { { 1, 2 }, { 3, 4 }, { 5, 6 } };
}
```

MISRAC++2008-9-3-1 (C++ only)

Synopsis

A member function qualified as `const` returns a pointer member variable.

Enabled by default

Yes

Severity/Certainty

Medium/Medium



Full description

(Required) `const` member functions shall not return non-`const` pointers or references to class-data. This check is identical to `CONST-member-ret`.

Coding standards

This check does not correspond to any coding standard rules.

Code examples


The following code example fails the check and will give a warning:

```
class C{
    int* foo() const {
        return p;
    }
    int* p;
};
```

The following code example passes the check and will not give a warning about this issue:

```
class C{
    int* foo() {
        return p;
    }
    int* p;
};
```

MISRAC++2008-9-3-2 (C++ only)

Synopsis	Member functions return non-const handles to members.
Enabled by default	Yes
Severity/Certainty	Medium/High 
Full description	(Required) Member functions shall not return non-const handles to class-data. This check is identical to CPU-return-ref-to-class-data.
Coding standards	CERT OOP35-CPP Do not return references to private data
Code examples	The following code example fails the check and will give a warning: <pre>class C{ int x; public: int& foo(); int* bar(); }; int& C::foo() { return x; //returns a non-const reference to x } int* C::bar() { return &x; //returns a non-const pointer to x }</pre> The following code example passes the check and will not give a warning about this issue:

```


class C{
    int x;
    public:
        const int& foo();
        const int* bar();
};

const int& C::foo() {
    return x; //OK - returns a const reference
}

const int* C::bar() {
    return &x; //OK - returns a const pointer
}

```

MISRAC++2008-9-5-1

Synopsis	Unions were found.
Enabled by default	Yes
Severity/Certainty	Low/Medium 
Full description	(Required) Unions shall not be used. This check is identical to MISRAC2004-18.4, MISRAC2012-Rule-19.2.
Coding standards	MISRA C:2004 18.4 (Required) Unions shall not be used. MISRA C:2012 Rule-19.2 (Advisory) The union keyword should not be used
Code examples	The following code example fails the check and will give a warning:

```

union cheat {
    int i;
    float f;
};

int example(float f) {
    union cheat u;
    u.f = f;
    return u.i;
}

```


The following code example passes the check and will not give a warning about this issue:

```

int example(int x) {
    return x;
}


```

MISRAC++2008-9-6-2

Synopsis	Bitfields of plain int type were found.
Enabled by default	Yes
Severity/Certainty	Medium/Medium 
Full description	(Required) Bit-fields shall be either bool type or an explicitly unsigned or signed integral type.
Coding standards	This check does not correspond to any coding standard rules.
Code examples	<p>The following code example fails the check and will give a warning:</p> <pre> struct bad { int x:3; }; </pre> <p>The following code example passes the check and will not give a warning about this issue:</p>


```
struct good {
    unsigned int x:3;
};
```

MISRAC++2008-9-6-3


Synopsis	Bitfields of plain int type were found.
Enabled by default	Yes
Severity/Certainty	Medium/Medium 
Full description	(Required) Bit-fields shall not have enum type.
Coding standards	This check does not correspond to any coding standard rules.
Code examples	<p>The following code example fails the check and will give a warning:</p> <pre>enum digs { ONE, TWO, THREE, FOUR };</pre> <pre>struct bad { digs d:3; };</pre> <p>The following code example passes the check and will not give a warning about this issue:</p> <pre>struct good { unsigned int x:3; };</pre>

MISRAC++2008-9-6-4

Synopsis	Signed single-bit bitfields (excluding anonymous fields) were found.
Enabled by default	Yes

Severity/Certainty	<p>Low/Low</p> 
Full description	<p>(Required) Named bit-fields with signed integer type shall have a length of more than one bit. This check is identical to STRUCT-signed-bit, MISRAC2004-6.5, MISRAC2012-Rule-6.2.</p>
Coding standards	<p>MISRA C:2004 6.5</p> <p>(Required) Bitfields of signed type shall be at least 2 bits long.</p> <p>MISRA C:2012 Rule-6.2</p> <p>(Required) Single-bit named bit fields shall not be of a signed type</p>
Code examples	<p>The following code example fails the check and will give a warning:</p> <pre>struct S { signed int a : 1; // Non-compliant };</pre> <p>The following code example passes the check and will not give a warning about this issue:</p> <pre>struct S { signed int b : 2; signed int : 0; signed int : 1; signed int : 2; };</pre>

MISRAC++2008-12-1-1_a (C++ only)

Synopsis	<p>A virtual member function is called in a class constructor.</p>
Enabled by default	<p>Yes</p>
Severity/Certainty	<p>Medium/High</p> 

Full description (Required) An object's dynamic type shall not be used from the body of its constructor or destructor. This check is identical to CPU-ctor-call-virt.

Coding standards CERT OOP30-CPP
Do not invoke virtual functions from constructors or destructors

Code examples The following code example fails the check and will give a warning:

```
#include <iostream>

class A {
public:
    A() { f(); } //virtual member function is called
    virtual void f() const { std::cout << "A::f\n"; }
};

class B: public A {
public:
    virtual void f() const { std::cout << "B::f\n"; }
};

int main(void) {
    B *b = new B();
    delete b;
    return 0;
}
```

The following code example passes the check and will not give a warning about this issue:


```
#include <iostream>

class A {
public:
    A() { } //OK - constructor does not call any virtual
           //member functions
    virtual void f() const { std::cout << "A::f\n"; }
};

class B: public A {
public:
    virtual void f() const { std::cout << "B::f\n"; }
};

int main(void) {
    B *b = new B();
    delete b;
    return 0;
}
```

MISRAC++2008-12-1-1_b (C++ only)

Synopsis	A virtual member function is called in a class destructor.
Enabled by default	Yes
Severity/Certainty	Medium/High 
Full description	(Required) An object's dynamic type shall not be used from the body of its constructor or destructor. This check is identical to CPU-dtor-call-virt.
Coding standards	CERT OOP30-CPP Do not invoke virtual functions from constructors or destructors
Code examples	The following code example fails the check and will give a warning:

```

#include <iostream>

class A {
public:
    ~A() { f(); } //virtual member function is called
    virtual void f() const { std::cout << "A::f\n"; }
};

class B: public A {
public:
    virtual void f() const { std::cout << "B::f\n"; }
};

int main(void) {
    B *b = new B();
    delete b;
    return 0;
}

```

The following code example passes the check and will not give a warning about this issue:

```

#include <iostream>

class A {
public:
    ~A() { } //OK - constructor does not call any virtual
            //member functions
    virtual void f() const { std::cout << "A::f\n"; }
};

class B: public A {
public:
    virtual void f() const { std::cout << "B::f\n"; }
};


int main(void) {
    B *b = new B();
    delete b;
    return 0;
}

```


MISRAC++2008-12-1-3 (C++ only)

Synopsis

Constructors that can be called with a single argument of fundamental type are not declared `explicit`.

Enabled by default	Yes
Severity/Certainty	Low/Medium 
Full description	(Required) All constructors that are callable with a single argument of fundamental type shall be declared explicit. This check is identical to CPU-ctor-implicit.
Coding standards	CERT OOP32-CPP <p style="text-align: center;">Ensure that single-argument constructors are marked "explicit"</p>
Code examples	The following code example fails the check and will give a warning: <pre>class C{ C(double x){} //should be explicit };</pre> <p>The following code example passes the check and will not give a warning about this issue:</p> <pre>class C{ explicit C(double x){} //OK };</pre>

MISRAC++2008-15-0-2

Synopsis	Throw of exceptions by pointer.
Enabled by default	No
Severity/Certainty	Medium/Medium 
Full description	(Advisory) An exception object should not have pointer type. This check is identical to THROW-ptr.
Coding standards	CERT ERR09-CPP <p style="text-align: center;">Throw anonymous temporaries and catch by reference</p>

Code examples

The following code example fails the check and will give a warning:

```
class Except {};  
  
Except *new_except();  
  
void example(void)  
{  
    throw new Except();  
}
```

The following code example passes the check and will not give a warning about this issue:

```
class Except {};  
  
void example(void)  
{  
    throw Except();  
}
```

MISRA C++2008-15-1-2**Synopsis**

Throw of NULL integer constant.

Enabled by default

Yes

Severity/Certainty

Medium/Medium

**Full description**

(Required) NULL shall not be thrown explicitly. This check is identical to THROW-null.

Coding standards

This check does not correspond to any coding standard rules.

Code examples

The following code example fails the check and will give a warning:

```
#include <stdlib.h>

void example(void)
{
    try {
        throw ( NULL );           // Non-compliant
    }
    catch ( int i ) {             // NULL exception handled here
        // ...
    }
    catch ( const char * ) { // Developer may expect it to be
    caught here
        // ...
    }
}
```

The following code example passes the check and will not give a warning about this issue:

```
#include <stdlib.h>

void example(void)
{
    char * p = NULL;
    try {
        throw ( p );             // Compliant
    }
    catch ( int i ) {
        // ...
    }
    catch ( const char * ) { // Exception handled here
        // ...
    }
}
```

MISRAC++2008-15-1-3 (C++ only)

Synopsis	Unsafe rethrow of exception.
Enabled by default	Yes
Severity/Certainty	Medium/Medium



Full description (Required) An empty throw (throw;) shall only be used in the compound-statement of a catch handler. This check is identical to THROW-empty.

Coding standards This check does not correspond to any coding standard rules.

Code examples The following code example fails the check and will give a warning:

```
void func()
{
    try
    {
        throw;
    }
    catch (...) {}
}
```

The following code example passes the check and will not give a warning about this issue:

```
void func()
{
    try
    {
        throw (42);
    }
    catch (int i)
    {
        if (i > 10)
        {
            throw;
        }
    }
}
```

MISRAC++2008-15-3-1 (C++ only)

Synopsis There are exceptions thrown without a handler in some call paths that lead to that point.

Enabled by default Yes

Severity/Certainty Medium/Medium



Full description (Required) Exceptions shall be raised only after start-up and before termination of the program. This check is identical to THROW-static.

Coding standards This check does not correspond to any coding standard rules.

Code examples The following code example fails the check and will give a warning:

```
class C {
public:
    C() { throw (0); } // Non-compliant - thrown before main
    starts
    ~C() { throw (0); } // Non-compliant - thrown after main exits
};

// An exception thrown in C's constructor or destructor will
// cause the program to terminate, and will not be caught by
// the handler in main
C c;

int main( ... )
{
    try {
        // program code
        return 0;
    }
    // The following catch-all exception handler can only
    // catch exceptions thrown in the above program code
    catch ( ... ) {
        // Handle exception
        return 0;
    }
}
```

The following code example passes the check and will not give a warning about this issue:


```


class C {
public:
    C() { } // Compliant - doesn't throw exceptions
    ~C() { } // Compliant - doesn't throw exceptions
};

C c;

int main( ... )
{
    try {
        // program code
        return 0;
    }
    // The following catch-all exception handler can only
    // catch exceptions thrown in the above program code
    catch ( ... ) {
        // Handle exception
        return 0;
    }
}

```

MISRAC++2008-15-3-2 (C++ only)

Synopsis	There are no default exception handlers for try.
Enabled by default	No
Severity/Certainty	Medium/Low 
Full description	(Advisory) There should be at least one exception handler to catch all otherwise unhandled exceptions This check is identical to THROW-main.
Coding standards	This check does not correspond to any coding standard rules.
Code examples	The following code example fails the check and will give a warning:

```
int main()
{
    try
    {
        throw (42);
    }
    catch (int i)
    {
        if (i > 10)
        {
            throw;
        }
    }
    return 1;
}
```

The following code example passes the check and will not give a warning about this issue:

```
int main()
{
    try
    {
        throw;
    }
    catch (...) {}
    // spacer
    try {}
    catch (int i) {}
    catch (...) {}
    return 0;
}
```

MISRAC++2008-15-3-3 (C++ only)

Synopsis One or more exception handlers in a constructor or destructor accesses a non-static member variable that might not exist.

Enabled by default Yes

Severity/Certainty Medium/Low



Full description (Required) Handlers of a function-try-block implementation of a class constructor or destructor shall not reference non-static members from this class or its bases. This check is identical to CATCH-xtor-bad-member.

Coding standards This check does not correspond to any coding standard rules.

Code examples The following code example fails the check and will give a warning:

```
int throws();

class C
{
public:
    int x;
    static char c;
    C ( )
    {
        x = 0;
    }

    ~C ( )
    {
        try
        {
            throws();
            // Action that may raise an exception
        }
        catch ( ... )
        {
            if ( 0 == x ) // Non-compliant - x may not exist at this
point
            {
                // Action dependent on value of x
            }
        }
    }
};
```

The following code example passes the check and will not give a warning about this issue:

```

class C
{
public:
    int x;
    static char c;
    C ( )
    {
        try
        {
            // Action that may raise an exception
        }
        catch ( ... )
        {
            if ( 0 == c )
            {
                // Action dependent on value of c
            }
        }
    }

    ~C ( )
    {
        try
        {
            // Action that may raise an exception
        }
        catch (int i) {}
        catch ( ... )
        {
            if ( 0 == c )
            {
                // Action dependent on value of c
            }
        }
    }
};

```

MISRAC++2008-15-3-4 (C++ only)

Synopsis	There are calls to functions that are explicitly declared to throw an exception type that are not handled (or declared as thrown) by the caller.
Enabled by default	Yes

Severity/Certainty

Medium/Medium



Full description

(Required) Each exception explicitly thrown in the code shall have a handler of a compatible type in all call paths that could lead to that point. This check is identical to THROW-unhandled.

Coding standards

This check does not correspond to any coding standard rules.

Code examples

The following code example fails the check and will give a warning:

```
class E1{};

#ifdef __cpp_noexcept_function_type
void foo(int i) throw (E1) {
#else
void foo(int i) {
#endif
    if (i<0)
        throw E1();
}

int bar() {
    foo(-3);
}
```

The following code example passes the check and will not give a warning about this issue:

```


class E1{};

#ifdef __cpp_noexcept_function_type
void foo(int i) throw (E1) {
#else
void foo(int i) {
#endif
    if (i<0)
        throw E1();
}

int bar() {
    try {
        foo(-3);
    }
    catch (E1){
    }
}

```

MISRAC++2008-15-3-5 (C++ only)

Synopsis	Exception objects are caught by value, not by reference.
Enabled by default	Yes
Severity/Certainty	Medium/Medium 
Full description	(Required) A class type exception shall always be caught by reference. This check is identical to CATCH-object-slicing.
Coding standards	CERT ERR09-CPP <p style="text-align: center;">Throw anonymous temporaries and catch by reference</p>
Code examples	The following code example fails the check and will give a warning:

```

typedef char char_t;

// base class for exceptions
class ExpBase {
public:
    virtual const char_t *who ( ) { return "base"; }
};

class ExpD1: public ExpBase {
public:
    virtual const char_t *who ( ) { return "type 1 exception"; }
};

class ExpD2: public ExpBase {
public:
    virtual const char_t *who ( ) { return "type 2 exception"; }
};

void example()
{
    try {
        // ...
        throw ExpD1 ( );
        // ...
        throw ExpBase ( );
    }
    catch ( ExpBase b ) { // Non-compliant - derived type objects
will be
        // caught as the base type
        b.who();          // Will always be "base"
        throw b;         // The exception re-thrown is of the
base class,
        // not the original exception type
    }
}

```

The following code example passes the check and will not give a warning about this issue:

```

typedef char char_t;

// base class for exceptions
class ExpBase {
public:
    virtual const char_t *who ( ) { return "base"; }
};

class ExpD1: public ExpBase {
public:
    virtual const char_t *who ( ) { return "type 1 exception"; }
};

class ExpD2: public ExpBase {
public:
    virtual const char_t *who ( ) { return "type 2 exception"; }
};

void example()
{
    try {
        // ...
        throw ExpD1 ( );
        // ...
        throw ExpBase ( );
    }
    catch ( ExpBase &b ) { // Compliant - exceptions caught by
reference
        // ...
        b.who(); // "base", "type 1 exception" or "type 2
exception"
                // depending upon the type of the thrown object
    }
}

```

MISRAC++2008-15-5-1 (C++ only)

Synopsis	An exception is thrown, or might be thrown, in a class destructor.
Enabled by default	Yes
Severity/Certainty	Medium/Medium



Full description (Required) A class destructor shall not exit with an exception. This check is identical to COP-dtor-throw.

Coding standards CERT ERR33-CPP
Destructors must not throw exceptions

Code examples The following code example fails the check and will give a warning:

```
class E{};

class C {
    ~C() {
        if (!p){
            throw E(); //may throw an exception here
        }
    }
    int* p;
};
```

The following code example passes the check and will not give a warning about this issue:

```
void do_something();

class C {
    ~C() { //OK
        if (!p){
            do_something();
        }
    }
    int* p;
};
```

MISRAC++2008-16-0-3

Synopsis Found occurrences of #undef.


Enabled by default Yes

Severity/Certainty Low/Low



Full description	(Required) #undef shall not be used. This check is identical to MISRAC2004-19.6, MISRAC2012-Rule-20.5.
Coding standards	MISRA C:2004 19.6 (Required) #undef shall not be used. MISRA C:2012 Rule-20.5 (Advisory) #undef should not be used
Code examples	The following code example fails the check and will give a warning: <pre>#define SYM #undef SYM</pre> The following code example passes the check and will not give a warning about this issue: <pre>#define SYM</pre>

MISRAC++2008-16-0-4

Synopsis	Definitions of function-like macros were found.
Enabled by default	Yes
Severity/Certainty	Low/Low 
Full description	(Required) Function-like macros shall not be defined. This check is identical to MISRAC2004-19.7, MISRAC2012-Dir-4.9.
Coding standards	MISRA C:2004 19.7 (Advisory) A function should be used in preference to a function-like macro. MISRA C:2012 Dir-4.9 (Advisory) A function should be used in preference to a function-like macro where they are interchangeable
Code examples	The following code example fails the check and will give a warning:


```
#defineABS(x)((x) < 0 ? -(x) : (x))

void example(void) {
    int a;
    ABS (a);
}
```

The following code example passes the check and will not give a warning about this issue:


```
template <typename T>
inline T ABS(T x) { return x < 0 ? -x : x; }
```

MISRAC++2008-16-2-2 (C++ only)


Synopsis	Definitions of macros that are not include guards were found.
Enabled by default	Yes
Severity/Certainty	Low/Low 
Full description	(Required) C++ macros shall only be used for: include guards, type qualifiers, or storage class specifiers.
Coding standards	This check does not correspond to any coding standard rules.
Code examples	<p>The following code example fails the check and will give a warning:</p> <pre>#defineX(Y)(Y) // Non-compliant</pre> <p>The following code example passes the check and will not give a warning about this issue:</p> <pre>#include "header.h" /* contains #ifndef HDR #define HDR ... #endif */ void example(void) {}</pre>

MISRAC++2008-16-2-3

Synopsis	Header files without #include guards were found.
----------	--

Enabled by default	Yes
Severity/Certainty	Low/Low 
Full description	(Required) Include guards shall be provided. This check is identical to MISRAC2004-19.15, MISRAC2012-Dir-4.10.
Coding standards	MISRA C:2004 19.15 (Required) Precautions shall be taken in order to prevent the contents of a header file being included twice. MISRA C:2012 Dir-4.10 (Required) Precautions shall be taken in order to prevent the contents of a header file being included more than once
Code examples	The following code example fails the check and will give a warning: <pre>#include "unguarded_header.h" void example(void) {}</pre> <p>The following code example passes the check and will not give a warning about this issue:</p> <pre>#include <stdlib.h> #include "header.h" /* contains #ifndef HDR #define HDR ... #endif */ void example(void) {}</pre>

MISRAC++2008-16-2-4

Synopsis	There are illegal characters in header file names.
Enabled by default	Yes
Severity/Certainty	Low/Low 
Full description	(Required) The ', /* or // characters shall not occur in a header file name.

Coding standards This check does not correspond to any coding standard rules.

Code examples The following code example fails the check and will give a warning:

```
#include "fi'le.h"/* Non-compliant */
void example(void) {}
```

The following code example passes the check and will not give a warning about this issue:

```
#include "header.h"
void example(void) {}
```

MISRAC++2008-16-2-5

Synopsis There are illegal characters in header file names.

Enabled by default No

Severity/Certainty Low/Low



Full description (Advisory) The backslash character should not occur in a header file name.

Coding standards This check does not correspond to any coding standard rules.

Code examples The following code example fails the check and will give a warning:


```
#include "fi\\le.h"/* Non-compliant */
```

The following code example passes the check and will not give a warning about this issue:


```
#include "header.h"
void example(void) {}
```

MISRAC++2008-16-3-1

Synopsis There are multiple # or ## operators in a macro definition.

Enabled by default	Yes
Severity/Certainty	Medium/Low 
Full description	(Required) There shall be at most one occurrence of the # or ## operators in a single macro definition. This check is identical to DEFINE-hash-multiple, MISRAC2004-19.12.
Coding standards	MISRA C:2004 19.12 (Required) There shall be at most one occurrence of the # or ## preprocessor operators in a single macro definition.
Code examples	The following code example fails the check and will give a warning: <pre>#define C(x, y) # x ## y /* Non-compliant */</pre> The following code example passes the check and will not give a warning about this issue: <pre>#define A(x) #x /* Compliant */</pre>

MISRAC++2008-16-3-2

Synopsis	# and ## operators were found in macro definitions.
Enabled by default	No
Severity/Certainty	Low/Low 
Full description	(Advisory) The # and ## operators should not be used. This check is identical to MISRAC2004-19.13, MISRAC2012-Rule-20.10.
Coding standards	MISRA C:2004 19.13 (Advisory) The # and ## preprocessor operators should not be used. MISRA C:2012 Rule-20.10

(Advisory) The # and ## preprocessor operators should not be used

Code examples

The following code example fails the check and will give a warning:

```
#define A(Y) #Y /* Non-compliant */
```

The following code example passes the check and will not give a warning about this issue:

```
#define A(x) (x) /* Compliant */
```

MISRAC++2008-17-0-1

Synopsis

Detected a #define or #undef of a reserved identifier in the standard library.

Enabled by default

Yes

Severity/Certainty

Low/Low



Full description

(Required) Reserved identifiers, macros and functions in the standard library shall not be defined, redefined or undefined. This check is identical to MISRAC2004-20.1, MISRAC2012-Rule-21.1.

Coding standards

MISRA C:2004 20.1

(Required) Reserved identifiers, macros, and functions in the standard library shall not be defined, redefined, or undefined.

MISRA C:2012 Rule-21.1

(Required) #define and #undef shall not be used on a reserved identifier or reserved macro name

Code examples


The following code example fails the check and will give a warning:

```
#define __TIME__ 11111111 /* Non-compliant */
```

The following code example passes the check and will not give a warning about this issue:


```
#define A(x) (x) /* Compliant */
```

MISRA C++ 2008-17-0-3

Synopsis	One or more library functions are being overridden.
Enabled by default	Yes
Severity/Certainty	Low/Medium 
Full description	(Required) The names of standard library functions shall not be overridden. This check is identical to MISRA C2004-20.2, MISRA C2012-Rule-21.2, CERT-DCL37-C_a.
Coding standards	CERT DCL37-C <p style="margin-left: 40px;">Do not declare or define a reserved identifier</p> MISRA C:2004 20.2 <p style="margin-left: 40px;">(Required) The names of Standard Library macros, objects, and functions shall not be reused.</p> MISRA C:2012 Rule-21.2 <p style="margin-left: 40px;">(Required) A reserved identifier or macro name shall not be declared</p> MISRA C++ 2008 17-0-3 <p style="margin-left: 40px;">(Required) The names of standard library functions shall not be overridden.</p>
Code examples	The following code example fails the check and will give a warning: <pre>extern "C" void strcpy(void); void strcpy(void) {}</pre> <p>The following code example passes the check and will not give a warning about this issue:</p> <pre>extern "C" void bar(void); void foo(void) {}</pre>

MISRA C++ 2008-17-0-5

Synopsis	Found uses of setjmp.h.
Enabled by default	Yes


Severity/Certainty	Low/Medium 
Full description	(Required) The setjmp macro and the longjmp function shall not be used. This check is identical to MISRAC2004-20.7, MISRAC2012-Rule-21.4.
Coding standards	CERT ERR34-CPP Do not use longjmp MISRA C:2004 20.7 (Required) The setjmp macro and the longjmp function shall not be used. MISRA C:2012 Rule-21.4 (Required) The standard header file <setjmp.h> shall not be used
Code examples	The following code example fails the check and will give a warning: <pre>#include <setjmp.h> jmp_buf ex; void example(void) { setjmp(ex); }</pre> The following code example passes the check and will not give a warning about this issue: <pre>void example(void) { }</pre>

MISRAC++2008-18-0-1 (C++ only)

Synopsis	C library includes were found.
Enabled by default	Yes
Severity/Certainty	Low/Low 

Full description	(Required) The C library shall not be used.
Coding standards	This check does not correspond to any coding standard rules.
Code examples	<p>The following code example fails the check and will give a warning:</p> <pre>#include <stdio.h> void example(void) {}</pre> <p>The following code example passes the check and will not give a warning about this issue:</p> <pre>#include <cstdio> void example(void) {}</pre>

MISRAC++2008-18-0-2

Synopsis	Uses of atof, atoi, atol and atoll were found.
Enabled by default	Yes
Severity/Certainty	Low/Medium 
Full description	(Required) The library functions atof, atoi and atol from library cstdlib shall not be used. This check is identical to MISRAC2004-20.10, MISRAC2012-Rule-21.7.
Coding standards	CERT INT06-C Use strtol() or a related function to convert a string token to an integer MISRA C:2004 20.10 (Required) The functions atof, atoi, and atol from the library stdlib.h shall not be used. MISRA C:2012 Rule-21.7 (Required) The atof, atoi, atol and atoll functions of <stdlib.h> shall not be used
Code examples	The following code example fails the check and will give a warning:


```
#include <stdlib.h>

int example(char buf[]) {
    return atoi(buf);
}
```

The following code example passes the check and will not give a warning about this issue:

```
void example(void) {
}
```


MISRA C++2008-18-0-3

Synopsis	Uses of abort, exit, getenv, and system were found.
Enabled by default	Yes
Severity/Certainty	Low/Medium 
Full description	(Required) The library functions abort, exit, getenv and system from library cstdlib shall not be used. This check is identical to MISRA C:2004-20.11, MISRA C:2012-Rule-21.8.
Coding standards	MISRA C:2004 20.11 (Required) The functions abort, exit, getenv, and system from the library stdlib.h shall not be used. MISRA C:2012 Rule-21.8 (Required) The library functions abort, exit, getenv and system of <stdlib.h> shall not be used
Code examples	The following code example fails the check and will give a warning: <pre>#include <stdlib.h> void example(void) { abort(); }</pre>

The following code example passes the check and will not give a warning about this issue:

```
void example(void) {
}
```

MISRAC++2008-18-0-4

Synopsis	Uses of time.h functions: asctime, clock, ctime, difftime, gmtime, localtime, mktime, strftime, and time were found.
Enabled by default	Yes
Severity/Certainty	Low/Medium 
Full description	(Required) The time handling functions of library ctime shall not be used. This check is identical to MISRAC2004-20.12, MISRAC2012-Rule-21.10.
Coding standards	MISRA C:2004 20.12 (Required) The time handling functions of time.h shall not be used. MISRA C:2012 Rule-21.10 (Required) The Standard Library time and date functions shall not be used
Code examples	The following code example fails the check and will give a warning: <pre>#include <stddef.h> #include <time.h> time_t example(void) { return time(NULL); }</pre> The following code example passes the check and will not give a warning about this issue: <pre>void example(void) { }</pre>

MISRAC++2008-18-0-5

Synopsis Uses of strcpy, strcmp, strcat, strchr, strspn, strcspn, strpbrk, strrchr, strstr, strtok, or strlen were found.

Enabled by default Yes

Severity/Certainty Low/Medium



Full description (Required) The unbounded functions of library <cstring> shall not be used.

Coding standards This check does not correspond to any coding standard rules.

Code examples The following code example fails the check and will give a warning:

```
#include <string.h>

void example(void) {
    char buf[100];
    strcpy(buf, "Hello, world!\n");
}
```

The following code example passes the check and will not give a warning about this issue:

```
void example(void) {
}
```

MISRAC++2008-18-2-1

Synopsis Uses of the built-in function offsetof were found.


Enabled by default Yes

Severity/Certainty Low/Medium



Full description	(Required) The macro <code>offsetof</code> shall not be used. This check is identical to MISRAC2004-20.6.
Coding standards	MISRA C:2004 20.6 (Required) The macro <code>offsetof</code> in the <code>stddef.h</code> library shall not be used.
Code examples	The following code example fails the check and will give a warning: <pre>#include <stddef.h> struct stat { int st_size; }; int example(void) { return offsetof(struct stat, st_size); }</pre> <p>The following code example passes the check and will not give a warning about this issue:</p> <pre>void example(void) { }</pre>

MISRAC++2008-18-4-1

Synopsis	Uses of <code>malloc</code> , <code>calloc</code> , <code>realloc</code> , or <code>free</code> were found.
Enabled by default	Yes
Severity/Certainty	Low/Medium 
Full description	(Required) Dynamic heap memory allocation shall not be used. This check is identical to MISRAC2004-20.4, MISRAC2012-Rule-21.3.
Coding standards	MISRA C:2004 20.4 (Required) Dynamic heap memory allocation shall not be used. MISRA C:2012 Rule-21.3

(Required) The memory allocation and deallocation functions of <stdlib.h> shall not be used

Code examples

The following code example fails the check and will give a warning:

```
#include <stdlib.h>

void *example(void) {
    return malloc(100);
}
```

The following code example passes the check and will not give a warning about this issue:

```
void example(void) {
}
```

MISRAC++2008-18-7-1

Synopsis

Uses of signal.h were found.

Enabled by default

Yes

Severity/Certainty

Low/Medium



Full description

(Required) The signal handling facilities of csignal shall not be used. This check is identical to MISRAC2004-20.8, MISRAC2012-Rule-21.5.

Coding standards

MISRA C:2004 20.8

(Required) The signal handling facilities of signal.h shall not be used.

MISRA C:2012 Rule-21.5

(Required) The standard header file <signal.h> shall not be used

Code examples

The following code example fails the check and will give a warning:

```
#include <signal.h>
#include <stddef.h>

void example(void) {
    signal(SIGFPE, NULL);
}
```

The following code example passes the check and will not give a warning about this issue:

```
void example(void) {
}
```

MISRAC++2008-19-3-1

Synopsis Uses of errno were found.

Enabled by default Yes

Severity/Certainty Low/Medium



Full description (Required) The error indicator errno shall not be used. This check is identical to MISRAC2004-20.5.

Coding standards MISRA C:2004 20.5
(Required) The error indicator errno shall not be used.

Code examples The following code example fails the check and will give a warning:


```
#include <errno.h>
#include <stdlib.h>

int example(char buf[]) {
    int i;
    errno = 0;
    i = atoi(buf);
    return (errno == 0) ? i : 0;
}
```

The following code example passes the check and will not give a warning about this issue:


```
void example(void) {
}
```

MISRAC++2008-27-0-1

Synopsis	Uses of stdio.h were found.
Enabled by default	Yes
Severity/Certainty	Low/Medium 
Full description	(Required) The stream input/output library cstdio shall not be used. This check is identical to MISRAC2004-20.9, MISRAC2012-Rule-21.6.
Coding standards	MISRA C:2004 20.9 (Required) The input/output library stdio.h shall not be used in production code. MISRA C:2012 Rule-21.6 (Required) The Standard Library input/output functions shall not be used
Code examples	The following code example fails the check and will give a warning: <pre>#include <stdio.h> void example(void) { printf("Hello, world!\n"); }</pre> The following code example passes the check and will not give a warning about this issue: <pre>void example(void) { }</pre>

Mapping of CERT rules to C-STAT checks

The following pages contain information about:

- Computer Emergency Response Team (CERT)

Computer Emergency Response Team (CERT)

The *Computer Emergency Response Team* (CERT) Secure Coding Standard is a collection of guidelines—either rules or recommendations—designed to eliminate vulnerabilities in C and C++ code. Some of these guidelines are part of the C-STAT package of checks.

This table lists all CERT guidelines that are *not* part of the C-STAT package, but that can be mapped to one or more C-STAT checks. This helps you to identify which checks to enable or disable to verify a certain CERT guideline that is not part of C-STAT. Note that code with one of the listed guidelines will not necessarily fail each associated check, but it might fail some.

CERT ID	CERT guideline	Associated C-STAT checks
ARR01-C	Do not apply the <code>sizeof</code> operator to a pointer when taking the size of an array.	MEM-malloc-sizeof-ptr
ARR32-CPP	Do not use iterators invalidated by container modification.	ITR-invalidated (C++ only)
ARR33-C	Guarantee that copies are made into storage of sufficient size.	ARR-inv-index ARR-inv-index-pos ARR-inv-index-ptr ARR-inv-index-ptr-pos MISRAC++2008-5-0-16_c MISRAC++2008-5-0-16_d MISRAC++2008-5-0-16_e MISRAC++2008-5-0-16_f MISRAC2012-Rule-18.1_a MISRAC2012-Rule-18.1_b MISRAC2012-Rule-18.1_c MISRAC2012-Rule-18.1_d

Table 7: Mapping of CERT rules to C-STAT checks

CERT ID	CERT guideline	Associated C-STAT checks
CTR35-CPP	Do not allow loops to iterate beyond the end of an array or container.	ITR-end-cmp-aft (C++ only)
DCL01-C	Do not reuse variable names in sub-scopes.	RED-local-hides-global RED-local-hides-local RED-local-hides-member (C++ only) RED-local-hides-param
DCL01-CPP	Do not reuse variable names in sub-scopes.	RED-local-hides-global RED-local-hides-local RED-local-hides-member (C++ only) RED-local-hides-param
DCL16-C	Use <code>L</code> or <code>l</code> to indicate a long value.	MISRAC++2008-2-13-4_b
DCL16-CPP	Use <code>L</code> , not <code>l</code> , to indicate a long value.	MISRAC++2008-2-13-4_b
DCL20-C	Always specify <code>void</code> if a function accepts no arguments.	FUNC-unprototyped-all FUNC-unprototyped-used MISRAC2004-16.5 MISRAC2012-Rule-8.2_a
ERR09-CPP	Throw anonymous temporaries (and catch by reference).	CATCH-object-slicing (C++ only) THROW-ptr MISRAC++2008-15-0-2 MISRAC++2008-15-3-5 (C++ only)
ERR33-CPP	Destructors must not throw exceptions.	COP-dtor-throw (C++ only) MISRAC++2008-15-5-1 (C++ only)
ERR34-CPP	Do not use <code>longjmp()</code> or <code>setjmp()</code> .	MISRAC2004-20.7 MISRAC++2008-17-0-5 MISRAC2012-Rule-21.4
ERR38-CPP	Deallocation functions must not throw exceptions.	CPU-delete-throw (C++ only)
EXP01-C	Do not take the size of a pointer to determine the size of the pointed-to type.	MEM-malloc-sizeof-ptr
EXP05-CPP	Do not use C-style casts.	CAST-old-style (C++ only) MISRAC++2008-5-2-4 (C++ only)

Table 7: Mapping of CERT rules to C-STAT checks (Continued)

CERT ID	CERT guideline	Associated C-STAT checks
EXP06-C	Operands to the <code>sizeof</code> operator should not contain side effects.	SIZEOF-side-effect MISRAC2004-12.3 MISRAC++2008-5-3-4 MISRAC2012-Rule-13.6
EXP06-CPP	Operands to the <code>sizeof</code> operator should not contain side effects.	SIZEOF-side-effect MISRAC2004-12.3 MISRAC++2008-5-3-4 MISRAC2012-Rule-13.6
EXP10-C	Do not depend on the order of evaluation of subexpressions or the order in which size effects take place.	SPC-order SPC-volatile-reads SPC-volatile-writes MISRAC2004-12.2_a MISRAC2004-12.2_b MISRAC2004-12.2_c MISRAC++2008-5-0-1_a MISRAC++2008-5-0-1_b MISRAC++2008-5-0-1_c MISRAC2012-Rule-1.3_i MISRAC2012-Rule-13.2_a MISRAC2012-Rule-13.2_b MISRAC2012-Rule-13.2_c
EXP12-C	Do not ignore values returned by functions.	LIB-return-const
EXP15-C	Do not place a semicolon on the same line as an <code>if</code> , <code>for</code> , or <code>while</code> statement.	EXP-null-stmt EXP-stray-semicolon MISRAC2004-14.3 MISRAC++2008-6-2-3
EXP16-C	Do not compare function pointers to constant values.	FPT-misuse MISRAC2012-Rule-1.3_m
EXP17-C	Do not perform bitwise operations in conditional expressions.	RED-cond-always RED-cond-never MISRAC++2008-0-1-2_a MISRAC++2008-0-1-2_b MISRAC2012-Rule-14.3_a MISRAC2012-Rule-14.3_b
EXP18-C	Do not perform assignments in selection statements.	EXP-cond-assign MISRAC2012-Rule-13.4_a

Table 7: Mapping of CERT rules to C-STAT checks (Continued)

CERT ID	CERT guideline	Associated C-STAT checks
EXP19-CPP	Do not perform assignments in conditional expressions.	EXP-cond-assign MISRAC2012-Rule-13.4_a
FLP00-C	Understand the limitations of floating-point numbers.	ATH-cmp-float
FLP06-C	Understand that floating-point arithmetic in C is inexact.	MISRAC2004-13.3 MISRAC++2008-6-2-2
FLP35-CPP	Take granularity into account when comparing floating-point values.	ATH-cmp-float MISRAC2004-13.3 MISRAC++2008-6-2-2
INT04-C	Enforce limits on integer values originating from untrusted sources.	SEC-BUFFER-tainted-alloc-size SEC-BUFFER-tainted-copy-length SEC-BUFFER-tainted-index
INT06-C	Use <code>strtol()</code> or a related function to convert a string token to an integer.	MISRAC2004-20.10 MISRAC++2008-18-0-2 MISRAC2012-Rule-21.7
INT07-C	Use only explicitly signed or unsigned char type for numeric values.	MISRAC2004-6.1 MISRAC++2008-4-5-3
INT13-C	Use bitwise operators only on unsigned operands.	MISRAC2004-12.7 MISRAC++2008-5-0-21
MEM42-CPP	Ensure that copy assignment operators do not damage an object that is copied to itself.	COP-assign-op-self (C++ only)
MSC07-C	Detect and remove dead code.	RED-case-reach RED-dead MISRAC++2008-0-1-1 MISRAC++2008-0-1-2_c MISRAC++2008-0-1-9 MISRAC2012-Rule-2.1_a MISRAC2012-Rule-2.1_b
MSC12-C	Detect and remove code that has no effect.	RED-no-effect MISRAC2004-14.2 MISRAC2012-Rule-2.2_a
MSC13-C	Detect and remove unused values.	RED-unused-assign RED-unused-var-all MISRAC++2008-0-1-3 MISRAC2012-Rule-2.2_b

Table 7: Mapping of CERT rules to C-STAT checks (Continued)

CERT ID	CERT guideline	Associated C-STAT checks
MSC17-C	Finish every set of statements associated with a case label, with a break statement.	SWITCH-fall-through MISRAC2004-15.2 MISRAC++2008-6-4-5 MISRAC2012-Rule-16.3
MSC21-C	Use robust loop termination conditions.	MISRAC++2008-6-5-2
MSC215-CPP	Use inequality to terminate a loop whose counter changes by more than one.	MISRAC++2008-6-5-2
OOP30-CPP	Do not invoke virtual functions from constructors or destructors.	CPU-ctor-call-virt (C++ only) CPU-dtor-call-virt (C++ only) MISRAC++2008-12-1-1_a (C++ only) MISRAC++2008-12-1-1_b (C++ only)
OOP32-CPP	Ensure that single-argument constructors are marked explicit.	CPU-ctor-implicit (C++ only) MISRAC++2008-12-1-3 (C++ only)
OOP34-CPP	Ensure the proper destructor is called for polymorphic objects.	CPU-nonvirt-dtor (C++ only)
OOP35-CPP	Do not return references to private data.	CPU-return-ref-to-class-data (C++ only) MISRAC++2008-9-3-2 (C++ only)
OOP37-CPP	Constructor initializers should be ordered correctly.	COP-init-order (C++ only)

Table 7: Mapping of CERT rules to C-STAT checks (Continued)